

# **City of Los Angeles**

## **Office of Finance**



## **Investment Report**

### **October 31, 2024**

**Diana Mangioglu**  
**City Treasurer/Director of Finance**

**Tom Juarez**  
**Chief Investment Officer**

200 N. Spring Street  
Room 220, City Hall  
Los Angeles, CA 90012  
(213) 978-1774

**Diana Mangioglu**  
DIRECTOR of FINANCE  
CITY TREASURER

# CITY OF LOS ANGELES

CALIFORNIA

OFFICE OF FINANCE  
200 N. SPRING ST.  
ROOM 220 -- CITY HALL  
---  
(213)978-1774



KAREN R. BASS  
MAYOR

November 27, 2024

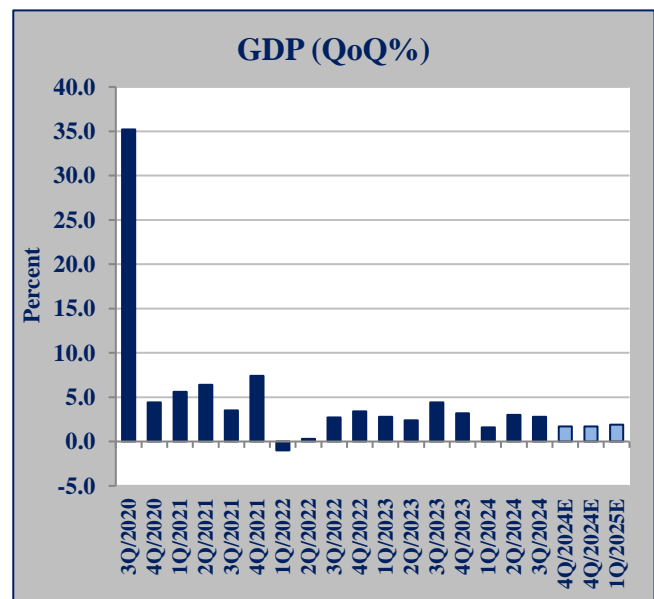
The Honorable Members of City Council of the City of Los Angeles  
c/o Office of the City Clerk  
City Hall, Room 395

Dear Honorable Members:

This is the Investment Report for the month ending October 31, 2024. It is provided to ensure the City Council is informed of the Department's activities. It satisfies the recommended reporting requirements of the City of Los Angeles Administrative Code, Chapter 5.1, Article 1, Section 20.90, which addresses the City Council's request for monthly financial information.

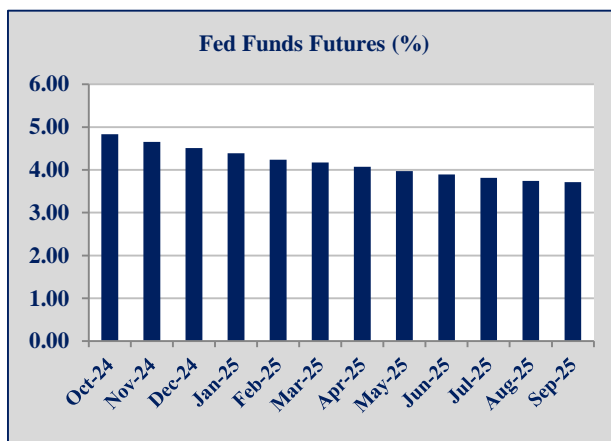
## **ECONOMIC ENVIRONMENT**<sup>1</sup>

The U.S. economy (as measured by the Gross Domestic Product-GDP) increased 2.8% on an annualized basis for the third quarter of 2024. The current anticipated growth rate for all of 2024 is 2.6% which matches last month's 2024 full-year forecast. The U.S. unemployment rate for October 2024 was 4.1%. The Consumer Price Index (CPI) increased 2.6% for the twelve months ending October 2024. Prices were up in large part due to shelter and services. U.S. consumer spending, as measured by Retail Sales, increased 2.8% over the past twelve months.



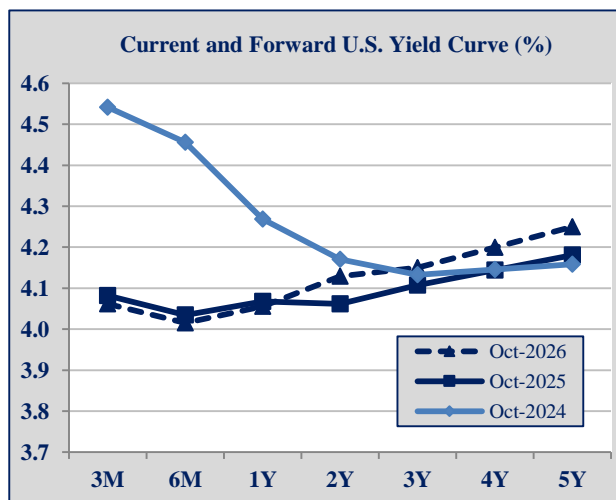
<sup>1</sup> Sources: Bloomberg Finance L.P.

The Federal Reserve decreased the Fed Funds rate by 0.50% to the 4.75% to 5.00% range at its September 18, 2024 meeting. The Committee stated, "Recent indicators suggest that economic activity has continued to expand at a solid pace. Job gains have slowed, and the unemployment rate has moved up but remains low. Inflation has made further progress toward the Committee's 2 percent objective but remains somewhat elevated. The Committee seeks to achieve maximum employment and inflation at the rate of 2 percent over the longer run. The Committee has gained greater confidence that inflation is moving sustainably toward 2 percent, and judges that the risks to achieving its employment and inflation goals are roughly in balance. The economic outlook is uncertain, and the Committee is attentive to the risks to both sides of its dual mandate."



### **CURRENT AND FORWARD INTEREST RATES**

The current U.S. Treasury yield curve is an inverted curve, giving longer term investors less yield than shorter term investors. This typically occurs when investors expect lower inflation and/or lower growth with a longer term time horizon. Forward yield curves, which are based upon the current rates, indicate lower short-term and long-term rates in the future.



### **COMPLIANCE**

Investment transactions were executed in accordance with the California State Government Code and the City's Investment Policy. The City Treasurer believes the General Pool contains sufficient cash flow liquidity to meet the next six months of expected expenditures.

### **REVIEW AND MONITORING**

Meeder Public Funds, the City's investment advisor, currently monitors the Department's investment activities.

## **GENERAL POOL CHARACTERISTICS**

The Office of Finance invests in a variety of fixed income securities in accordance with current policy and guidelines. The following table summarizes the key characteristics of the City's investment portfolios as of October 31, 2024.

Portfolio Funds	Amount of Funds at Market Value	Effective Yield	Average Weighted Maturity	Average Credit Rating
Core Portfolio	\$3,875,273,940	3.64%	111 Days	AA+
Reserve Portfolio	\$7,071,069,262	2.77%	2.8 Years	AA+
Extended Reserve Portfolio	\$2,586,909,419	3.12%	7.0 Years	AA+
General Pool	\$13,533,252,621	3.08%	2.9 Years	AA+

## **INVESTMENT PERFORMANCE<sup>1</sup>**

### **Month-End Book Yield (Annualized)**

	Core	Reserve	Extended Reserve	General Pool
Month-End Book Yield	3.64%	2.77%	3.12%	3.08%
Benchmark	4.72%	4.51%	2.56%	4.19%
Variance	-1.08%	-1.74%	0.56%	-1.11%

### **Total Return (Not Annualized)**

	Core	Reserve	Extended Reserve	General Pool
Total Rate of Return	0.34%	-1.04%	-2.95%	-1.02%
Benchmark Total Rate of Return	0.38%	-1.05%	-2.97%	-1.02%
Variance	-0.04%	0.01%	0.02%	0.00%

<sup>1</sup> Performance, as measured by total rate of return, is calculated according to Global Investment Performance Standards, which is published by the CFA Institute and is widely accepted as the source of industry standard performance metrics. Section 2.A.1 states that total return, including realized and unrealized gains and losses must be used. Returns are calculated to the last business of the month. Figures may not total due to rounding.

The City measures investment returns on a book yield and a total return basis. Book yield is measured primarily for budgetary purposes, while total return is used primarily to measure risk. Investment performance calculated on a book yield basis is measured to custom benchmarks using industry-recognized benchmarks. Investment performance calculated on a total return basis is measured to established industry-recognized benchmarks. The tables on the previous page summarize the October 31, 2024 portfolio book yield and total rate of return for the City's General Pool.

Market prices are provided by the City's custodian. Additional investment information may be found on pages 6 through 41 of this report.

The objective of the Core Portfolio is to preserve capital, maintain liquidity, and earn income. The 3-month T-bill index is the most appropriate available index to use. The Core Portfolio does not mirror the investments in the total return index due to limited (Thursday) maturities, and the large daily cash flows of the City, which require the placement, and subsequent maturity of securities daily.

Respectfully,



Diana Mangioglou  
City Treasurer/Director of Finance

#### Attachments

cc: The Honorable Kenneth Mejia, City Controller  
Carolyn Webb de Macias, Mayor's Chief of Staff, Office of the Mayor  
Jenny Delwood, Deputy Chief of Staff, Office of the Mayor  
Matt Hale, Deputy Mayor of Finance and Innovation, Office of the Mayor  
Matthew W. Szabo, City Administrative Officer  
Sharon Tso, Chief Legislative Analyst  
Investment Reports File  
Chronofile

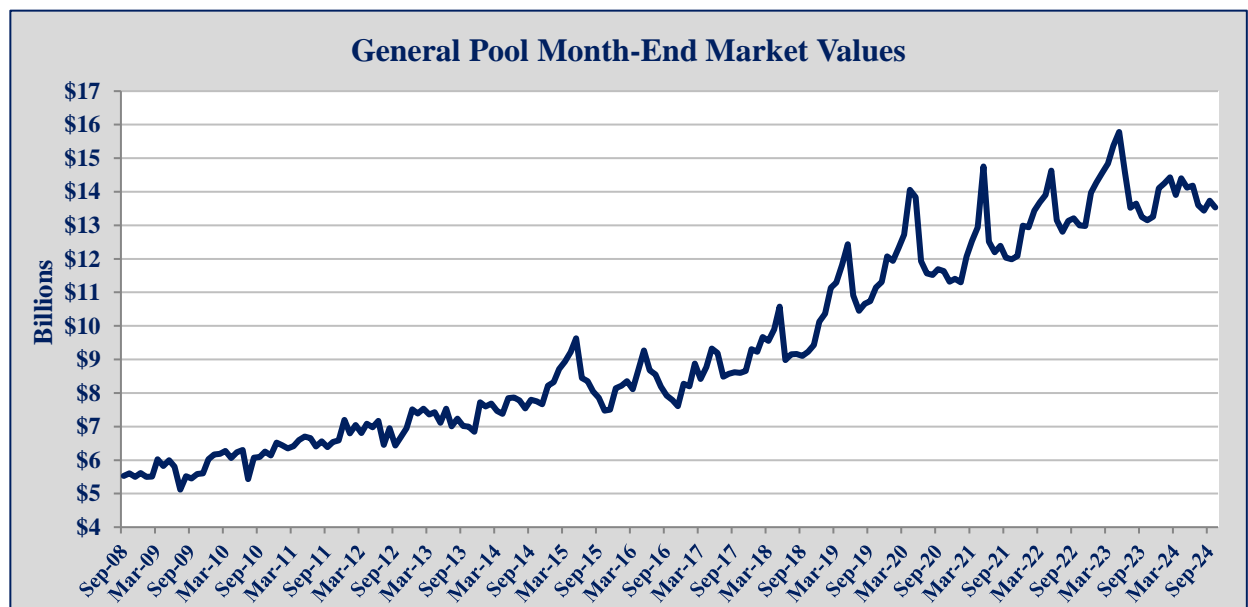
## GENERAL POOL ASSET HOLDINGS

October 31, 2024

Description	Par Value	Market Value	Percent of Total	Average Days	Weighted Years
Bank Deposits*	\$76,173,849	\$76,173,849	0.56%	0	0.0
Money Market Funds	\$40,684,605	\$40,684,605	0.30%	0	0.0
L.A.I.F. (State of California)	\$4,336,820	\$4,336,820	0.03%	0	0.0
Subtotal: Cash and Overnight Invest.	\$121,195,275	\$121,195,275	0.90%	0	0.0
Commercial Paper	\$1,088,533,000	\$1,084,595,134	8.01%	27	0.1
Negotiable Certificates of Deposit	\$327,370,000	\$327,370,729	2.42%	17	0.0
Corporate Notes	\$518,000,000	\$515,392,960	3.81%	183	0.5
U.S. Agencies/Munis/Supras	\$349,931,000	\$347,085,809	2.56%	120	0.3
U.S. Treasuries	\$1,489,678,000	\$1,479,634,033	10.93%	176	0.5
Subtotal: Pooled Investments:	\$3,773,512,000	\$3,754,078,665	27.74%	115	0.3
<b>Total Short-Term Core Portfolio:</b>	<b>\$3,894,707,275</b>	<b>\$3,875,273,940</b>	<b>28.64%</b>	<b>111</b>	<b>0.3</b>
Money Market Funds	\$751,842	\$751,842	0.01%	0	0.0
Commercial Paper	\$0	\$0	0.00%	0	0.0
Negotiable Certificates of Deposit	\$0	\$0	0.00%	0	0.0
Corporate Notes	\$1,393,000,000	\$1,379,193,796	10.19%	864	2.4
Asset-Backed Securities	\$196,911,560	\$196,138,961	1.45%	876	2.4
U.S. Agencies/Munis/Supras	\$494,540,000	\$468,265,621	3.46%	1,545	4.2
U.S. Treasuries	\$8,018,000,000	\$7,613,628,462	56.26%	1,547	4.2
<b>Total Long-Term Reserve Portfolios:</b>	<b>\$10,103,203,402</b>	<b>\$9,657,978,681</b>	<b>71.36%</b>	<b>1,436</b>	<b>3.9</b>
<b>Total Cash and Pooled Investments:</b>	<b>\$13,997,910,676</b>	<b>\$13,533,252,621</b>	<b>100.00%</b>	<b>1,057</b>	<b>2.9</b>

\*Collected Balance for Wells Fargo and JPMorgan Chase Active Accounts.

Figures may not total due to rounding.



## GENERAL POOL LIQUIDITY SCHEDULE

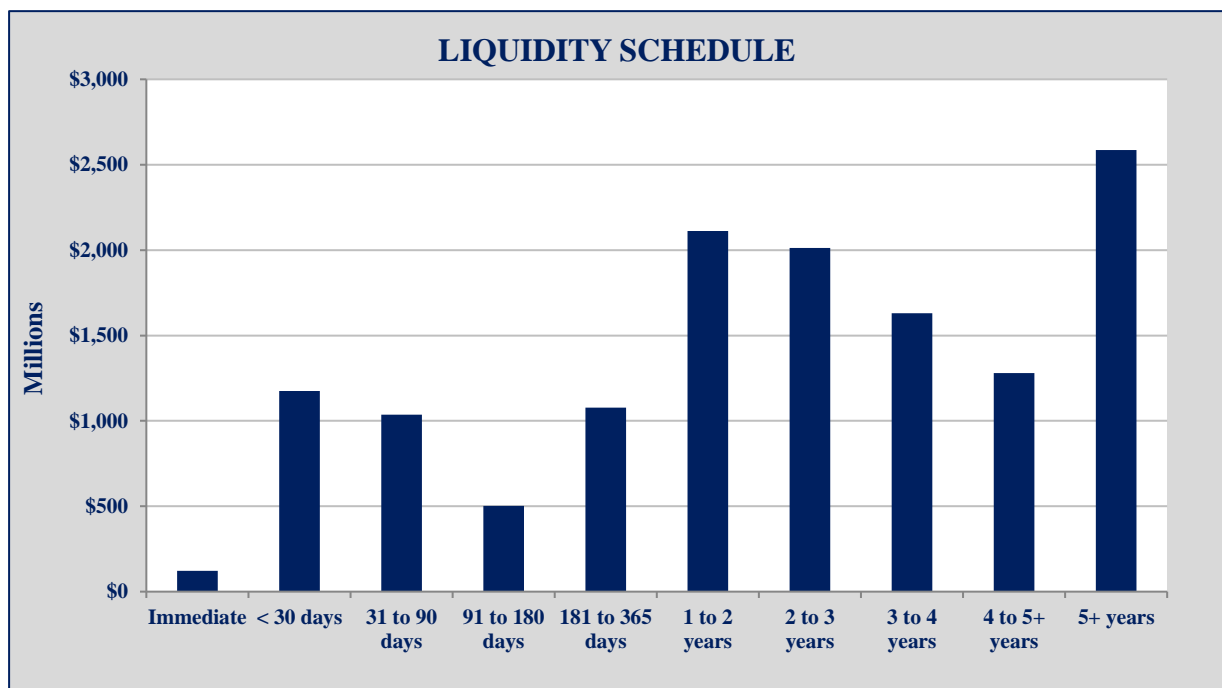
October 31, 2024

	Availability	Market Value	Cumulative	Cumulative Percent of Total Investments
<u>Description</u>				
L.A.I.F. (State of California)	Immediate	\$4,336,820	\$4,336,820	0.03%
Money Market Funds	Immediate	\$41,436,447	\$45,773,267	0.34%
Bank Deposits*	Immediate	\$76,173,849	\$121,947,116	0.90%
Subtotal		\$121,947,116		
Pooled Investments Maturing:				
	< 30 days**	\$1,174,396,826	\$1,296,343,942	9.58%
	31 to 90 days	\$1,035,653,567	\$2,331,997,509	17.23%
	91 to 180 days	\$502,187,988	\$2,834,185,497	20.94%
	181 to 365 days	\$1,077,064,776	\$3,911,250,274	28.90%
	1 to 2 years	\$2,112,699,646	\$6,023,949,920	44.51%
	2 to 3 years	\$2,011,659,980	\$8,035,609,900	59.38%
	3 to 4 years	\$1,630,999,192	\$9,666,609,092	71.43%
	4 to 5 years	\$1,280,078,294	\$10,946,687,386	80.89%
	5+ years	\$2,586,565,235	\$13,533,252,621	100.00%
<b>Total Cash and Pooled Investments</b>		<b>\$13,533,252,621</b>		

\*Collected Balance for Wells Fargo and JPMorgan Chase Active Accounts.

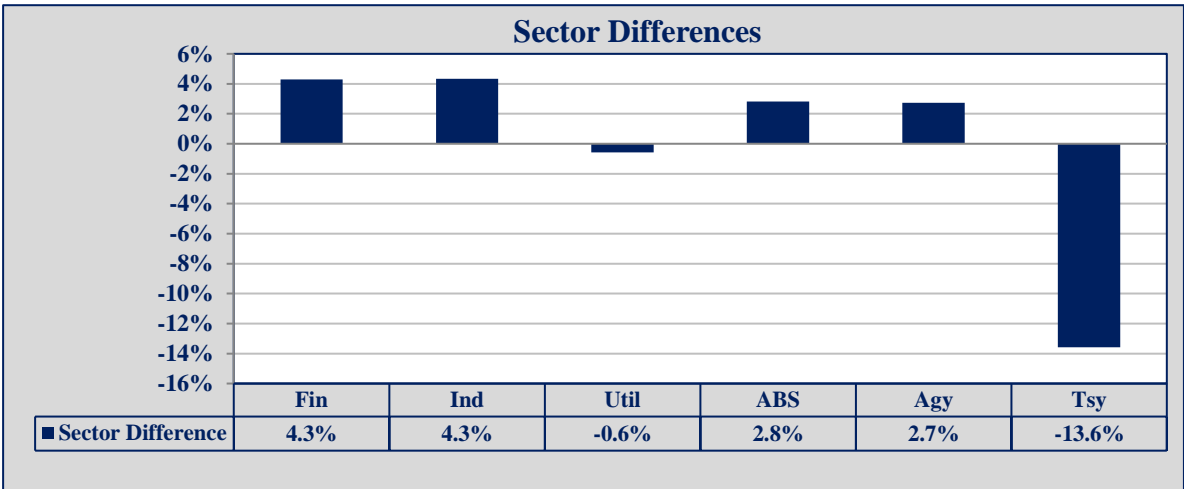
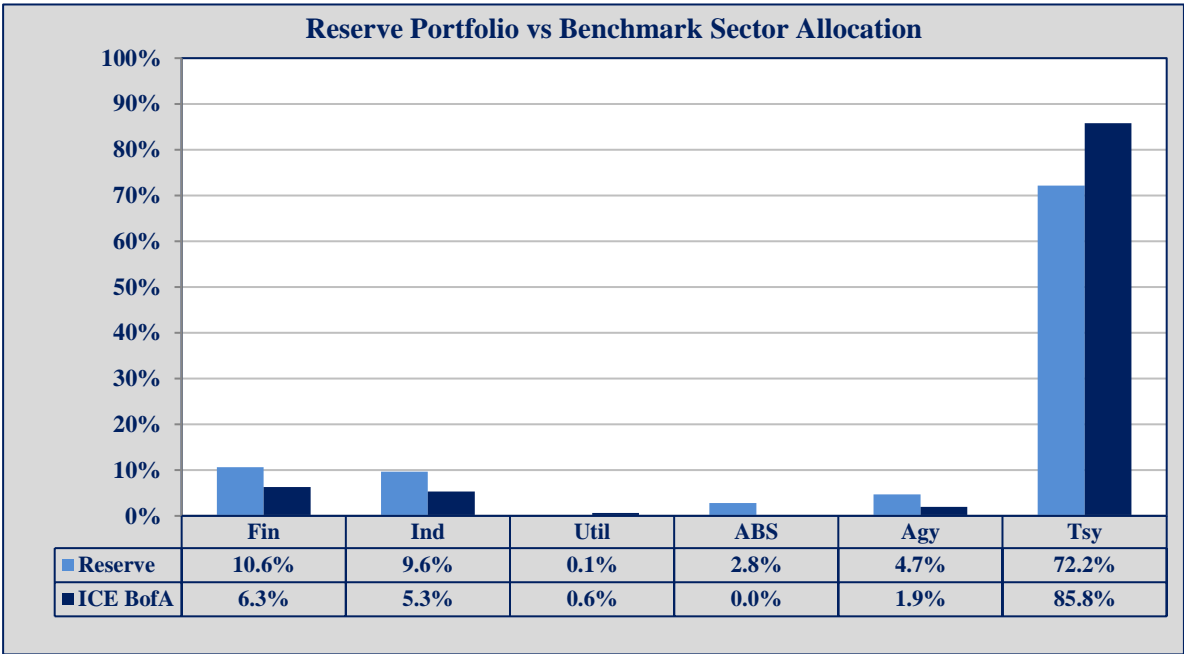
\*\*Excludes Immediately Available Funds.

Figures may not total due to rounding.



RESERVE PORTFOLIO SECTOR ALLOCATION

October 31, 2024

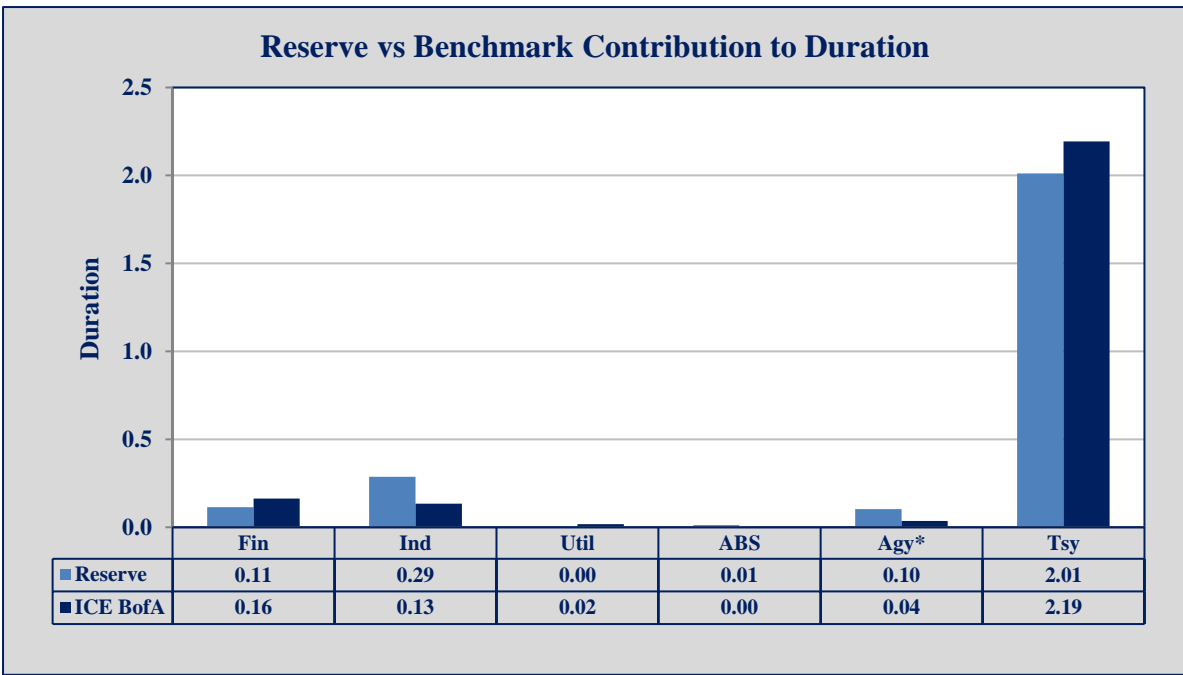
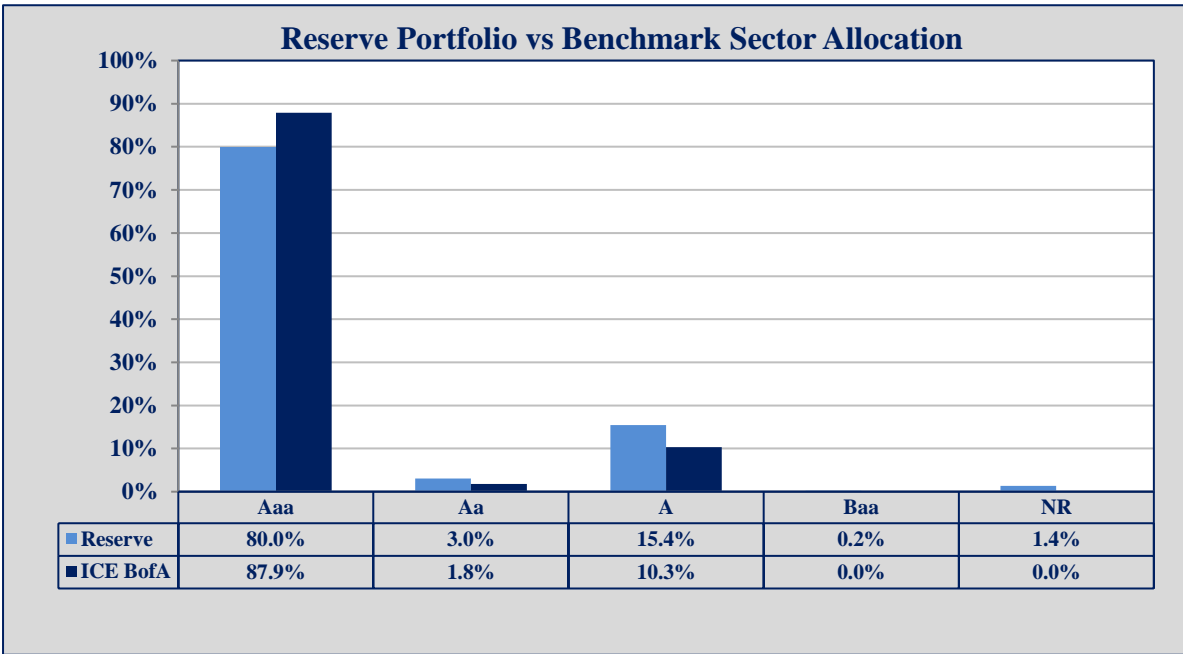


Sector Allocation Chart - Highlights the portfolio differences versus the benchmark with respect to the percentage of assets in each sector.

- Fin – Financial Services
- Ind – Industrial
- Util – Utilities
- ABS – Asset Backed Securities
- Agy – Government Agencies, Municipalities, and Supranationals
- Tsy – Treasury Notes and Bonds
- ICE BofA - ICE BofA Indices



**RESERVE CREDIT RATINGS and DURATION**  
October 31, 2024



\*Includes Government Agencies, Municipalities, and Supranationals

Credit Ratings Chart – Highlights the portfolio differences versus the benchmark with respect to percentage of assets in each of the Moody’s Credit Ratings allocations. Figures may not total due to rounding.

Contribution to Duration Chart – Highlights the portfolio differences versus the benchmark based on the contribution to the overall portfolio duration. This measure explains the sensitivity of each sector to changes in interest rates.

## BOOK YIELD PERFORMANCE

October 31, 2024

	1 Month	3 Months	FYTD	1 Year	3 Years	5 Years
<b>Core Portfolio</b>	3.64%	3.51%	3.47%	3.56%	2.94%	2.07%
<b>60 Day CP/30 Day Agy Benchmark*</b>	4.72%	4.97%	5.07%	5.26%	3.82%	2.46%
<b>Variance</b>	-1.08%	-1.46%	-1.59%	-1.70%	-0.88%	-0.39%

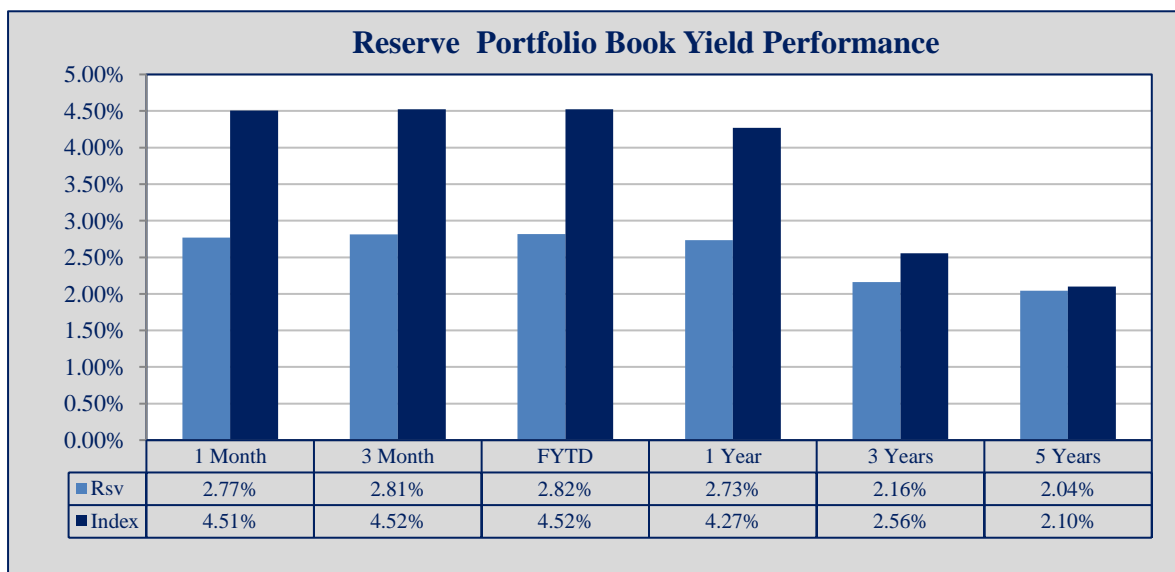
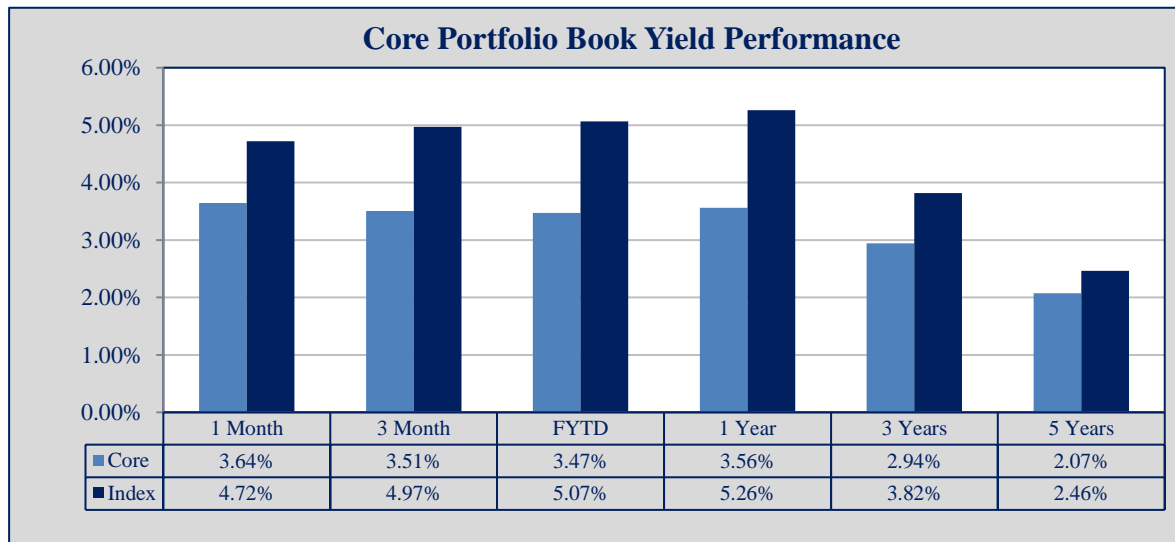
	1 Month	3 Months	FYTD	1 Year	3 Years	5 Years
<b>Reserve Portfolio</b>	2.77%	2.81%	2.82%	2.73%	2.16%	2.04%
<b>1-5 Year Govt/Corp Index**</b>	4.51%	4.52%	4.52%	4.27%	2.56%	2.10%
<b>Variance</b>	-1.74%	-1.71%	-1.71%	-1.54%	-0.39%	-0.06%

All yields are annualized. Figures may not total due to rounding.

\*Monthly Benchmark is measured using a 30 day moving average of customized Bloomberg Indices.

\*\*Monthly Benchmark is measuring using a 24 Month Moving Average of ICE BofA Indices.

**Note:** All yields greater than 1 month are the average yields for the respective time period.



## BOOK YIELD PERFORMANCE

October 31, 2024

	1 Month	3 Months	FYTD	1 Year	3 Years	5 Years
<b>Extended Reserve Portfolio</b>	3.12%	3.09%	3.09%	2.90%	2.09%	N/A
<b>5-10 Year US Treasury Index*</b>	2.56%	2.53%	2.52%	2.38%	1.79%	N/A
<b>Variance</b>	0.57%	0.56%	0.57%	0.52%	0.30%	N/A

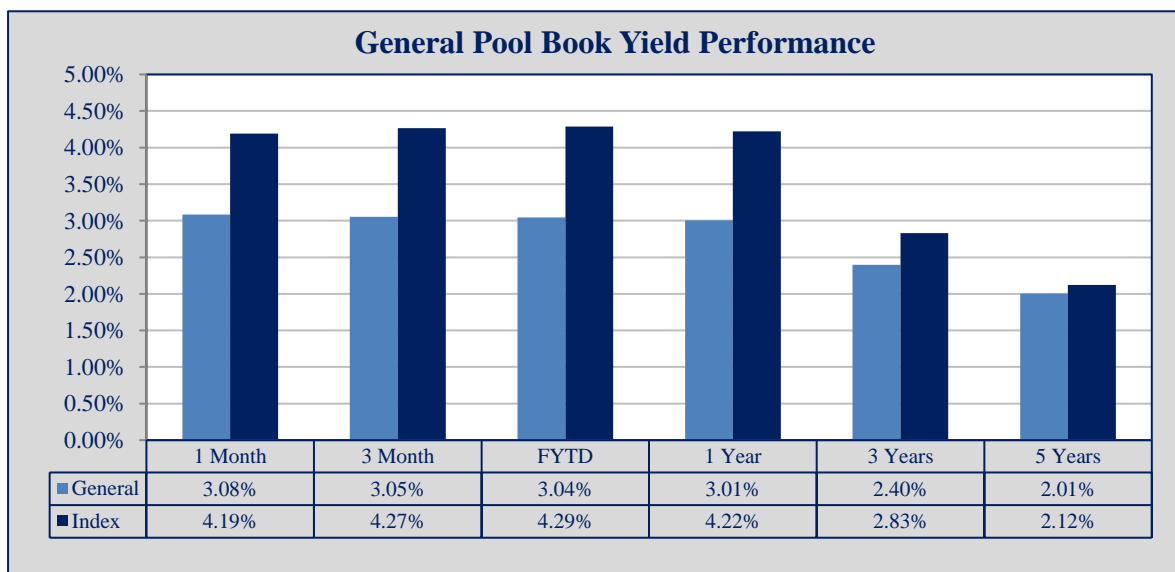
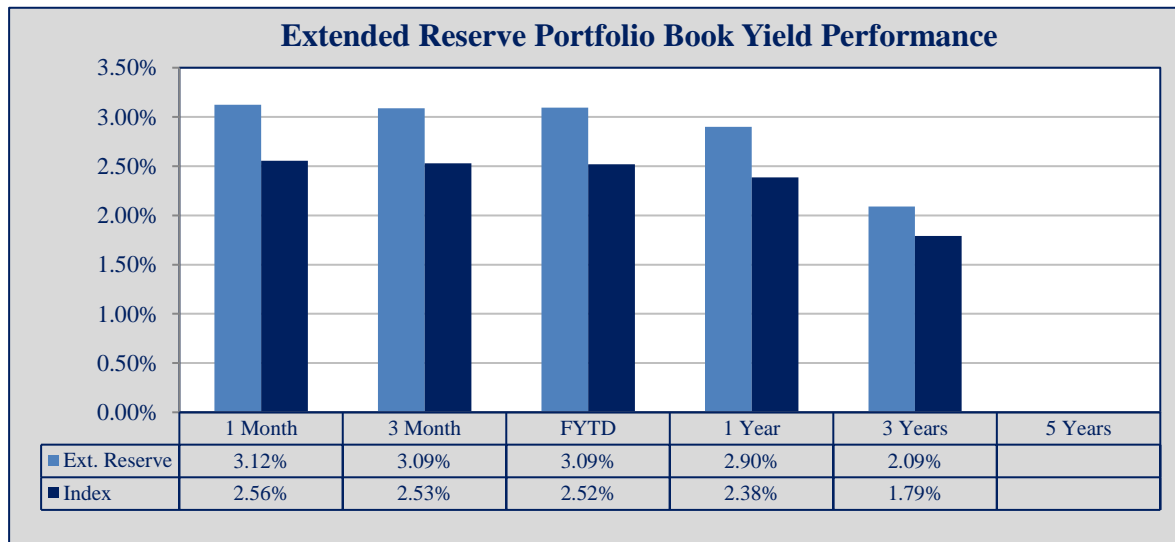
	1 Month	3 Months	FYTD	1 Year	3 Years	5 Years
<b>General Pool</b>	3.08%	3.05%	3.04%	3.01%	2.40%	2.01%
<b>Weighted Benchmark**</b>	4.19%	4.27%	4.29%	4.22%	2.83%	2.12%
<b>Variance</b>	-1.11%	-1.21%	-1.25%	-1.22%	-0.43%	-0.12%

All returns are annualized. Figures may not total due to rounding.

\*Monthly Benchmark is measuring using a 30 Month Moving Average of ICE BofA Indices.

\*\*The Weighted Benchmark uses the actual weight of the Core, Reserve, and Extended Reserve portfolio for the month.

**Note:** All yields greater than 1 month are the average yields for the respective time period.

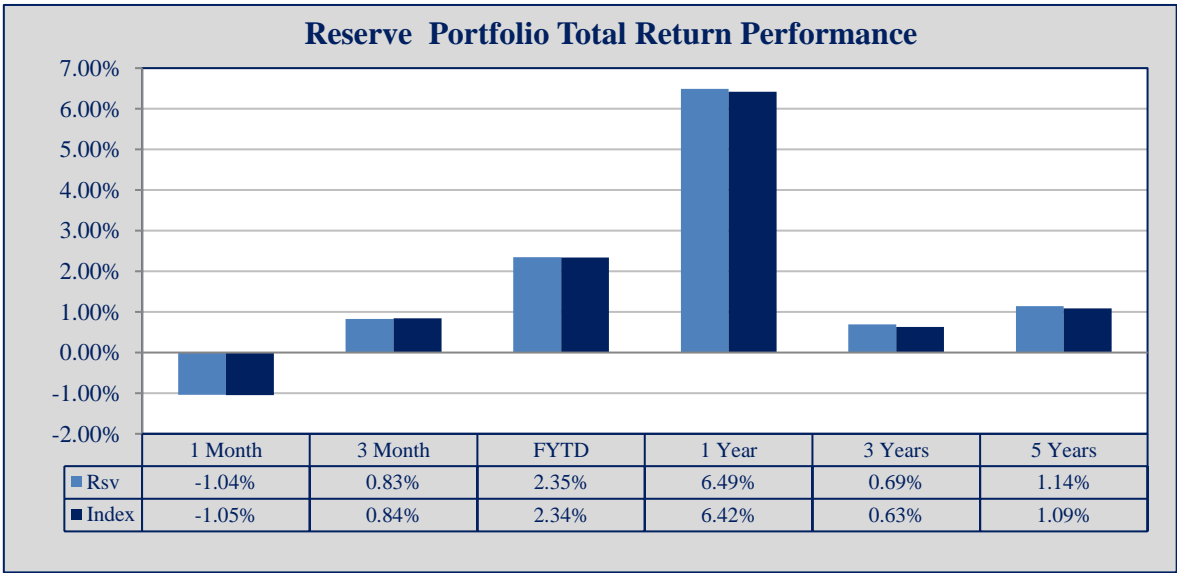
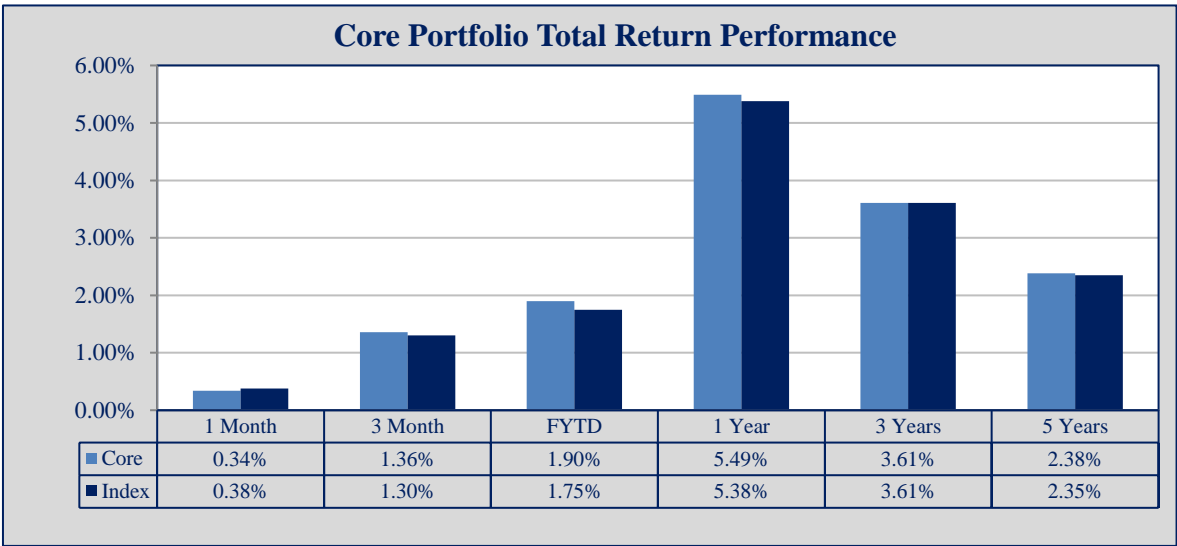


TOTAL RETURN PERFORMANCE  
October 31, 2024

	1 Month	3 Months	FYTD	1 Year	3 Years	5 Years
Core Portfolio	0.34%	1.36%	1.90%	5.49%	3.61%	2.38%
3 Month Treasury Bill Index*	0.38%	1.30%	1.75%	5.38%	3.61%	2.35%
Variance	-0.04%	0.06%	0.15%	0.11%	0.00%	0.03%

	1 Month	3 Months	FYTD	1 Year	3 Years	5 Years
Reserve Portfolio	-1.04%	0.83%	2.35%	6.49%	0.69%	1.14%
1-5 Year Govt/Corp Index*	-1.05%	0.84%	2.34%	6.42%	0.63%	1.09%
Variance	0.01%	-0.01%	0.01%	0.07%	0.06%	0.05%

1Y, 3Y, 5Y returns are annualized rates of return. Figures may not total due to rounding.  
\*Performance is measured using ICE BofA Indices, and are calculated to the last business day of the month.



## TOTAL RETURN PERFORMANCE

October 31, 2024

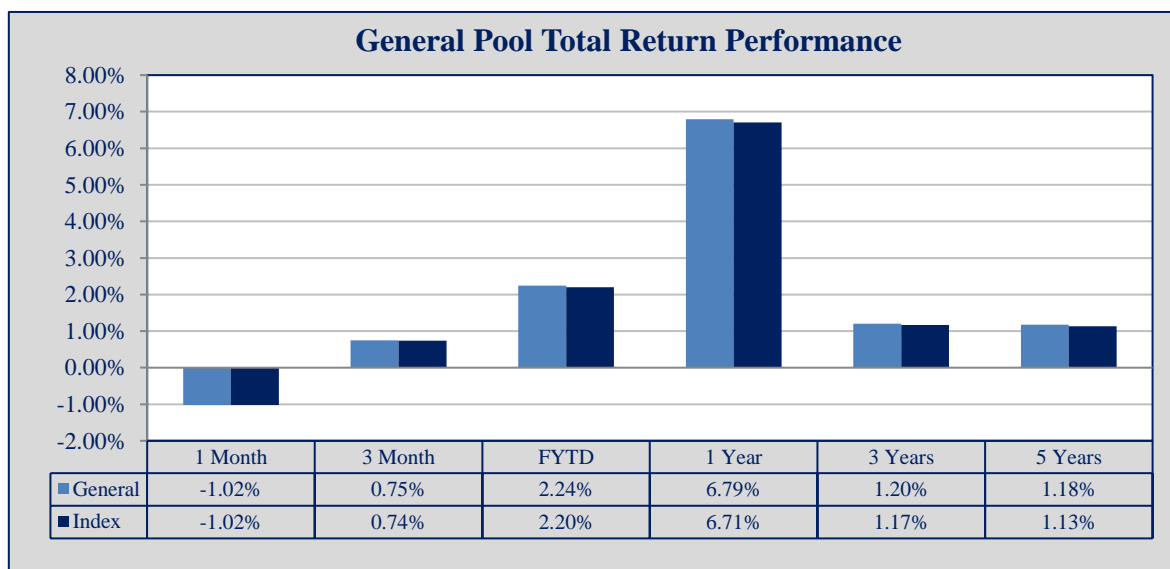
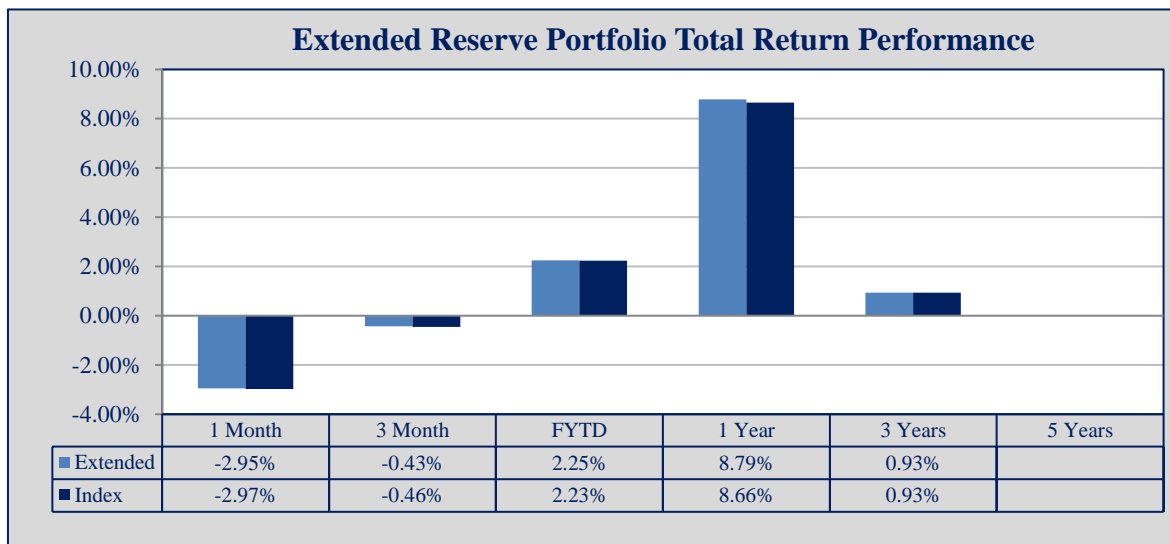
	1 Month	3 Months	FYTD	1 Year	3 Years	5 Years
<b>Extended Reserve Portfolio</b>	-2.95%	-0.43%	2.25%	8.79%	0.93%	N/A
<b>5-10 Year Treasury Index*</b>	-2.97%	-0.46%	2.23%	8.66%	0.93%	N/A
<b>Variance</b>	0.02%	0.03%	0.02%	0.13%	0.00%	N/A

	1 Month	3 Months	FYTD	1 Year	3 Years	5 Years
<b>General Pool</b>	-1.02%	0.75%	2.24%	6.79%	1.20%	1.18%
<b>General Portfolio Weighted Index**</b>	-1.02%	0.74%	2.20%	6.71%	1.17%	1.13%
<b>Variance</b>	0.00%	0.01%	0.04%	0.08%	0.03%	0.05%

1Y, 3Y, 5Y returns are annualized rates of return. Figures may not total due to rounding.

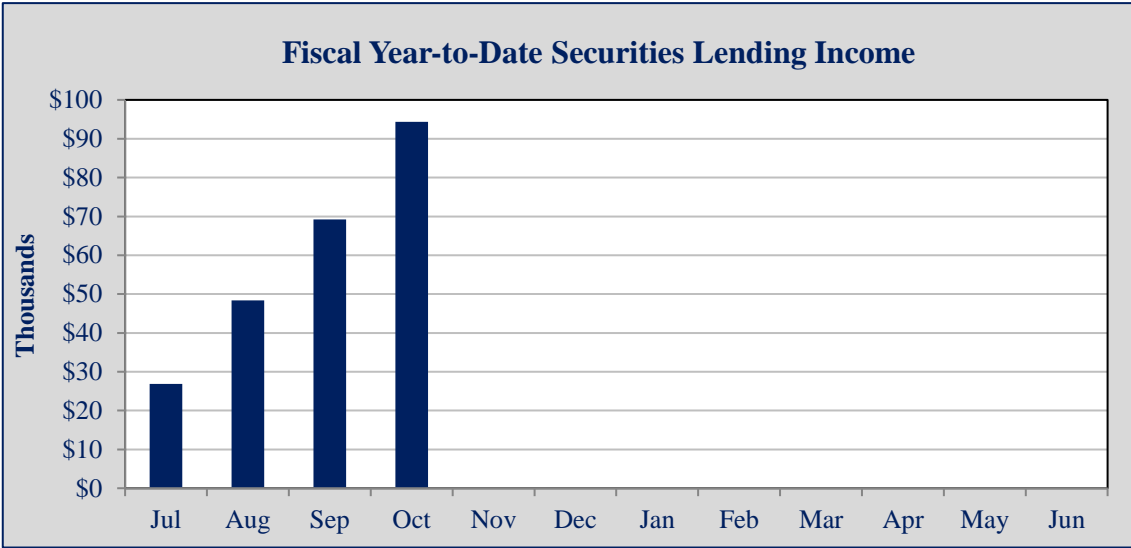
\*Performance is measured using ice BofA Indices, and are calculated to the last business day of the month.

\*\*Performance is measured using BofA Indices taking into account Core, Reserve, and Extended Reserve Monthly Weightings



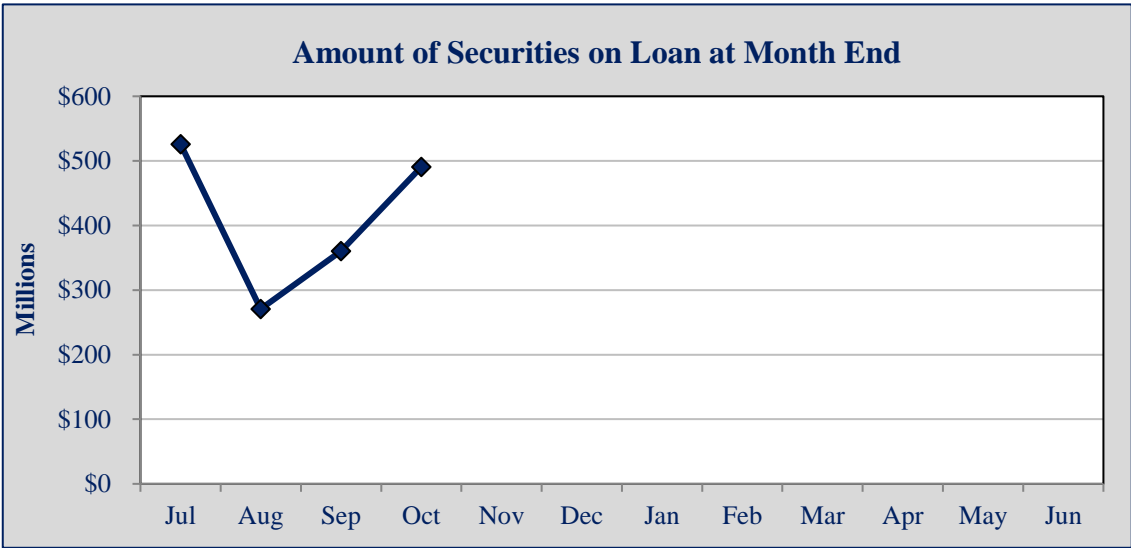
SECURITIES LENDING INFORMATION

October 31, 2024



	Jul	Aug	Sep	Oct	Nov	Dec	Jan	Feb	Mar	Apr	May	Jun
Monthly*	\$27	\$22	\$21	\$25								
FYTD*	\$27	\$48	\$69	\$94								

\*Amounts in Thousands



	Jul	Aug	Sep	Oct	Nov	Dec	Jan	Feb	Mar	Apr	May	Jun
Monthly*	\$526	\$271	\$360	\$491								

\*Amounts in Millions

Bank of New York Mellon is the securities lending agent for the City. Figures may not total due to rounding.

**Portfolio: Core 9218-1**

**Date: 10/31/24**

Issuer	Coupon	Maturity	Type	S&P	Moody's	CUSIP	Par Value	Original Cost	MV w/o Accrued*	Accr Income	Yld Mat
Wells Fargo Bank		11/1/2024	Bank				5,000,000	5,000,000	5,000,000		
JPMorgan Chase Bank		11/1/2024	Bank				71,173,849	71,173,849	71,173,849		
Bk of New York Mellon - Sweep	4.710	11/1/2024	MMF	AAAm	Aaa-mf		23,143,800	23,143,800	23,143,800	4,579	4.775
Federated Hermes Treas Oblig	4.700	11/1/2024	MMF	AAAm	Aaa-mf	60934N500	5,426,715	5,426,715	5,426,715	88,162	4.700
Treasury Plus Money Market	4.730	11/1/2024	MMF	AAAm	Aaa-mf	94975H312	12,114,091	12,114,091	12,114,091	58,671	4.730
LAIF	4.518	11/1/2024	LAIF	NR	NR	SYS34208	1,083,987	1,083,987	1,083,987	4,137	4.518
LAIF	4.518	11/1/2024	LAIF	NR	NR	SYS50078	1,084,649	1,084,649	1,084,649	4,140	4.518
LAIF	4.518	11/1/2024	LAIF	NR	NR	SYS50080	1,084,351	1,084,351	1,084,351	4,139	4.518
LAIF	4.518	11/1/2024	LAIF	NR	NR	SYS50081	1,083,834	1,083,834	1,083,834	4,137	4.518
Cargill	0.000	11/1/2024	CP	A-1	P-1	14178LL16	57,668,000	57,552,664	57,660,277	0	4.944
Cargill	0.000	11/1/2024	CP	A-1	P-1	14178LL16	13,054,000	13,027,892	13,052,252	0	4.944
Cargill	0.000	11/1/2024	CP	A-1	P-1	14178LL16	70,000,000	69,869,333	69,990,625	0	4.943
Honeywell	4.850	11/1/2024	Corp	A	A2	438516CH7	15,000,000	14,998,826	15,000,000	363,750	4.854
FHLB DN	0.000	11/4/2024	Agy	A-1+	P-1	313384N39	31,931,000	31,885,339	31,915,035	0	4.818
FHLB DN	0.000	11/4/2024	Agy	A-1+	P-1	313384N39	60,000,000	59,961,333	59,970,000	0	4.773
Archer Daniels	0.000	11/5/2024	CP	A-1	P-1	03948GL50	51,180,000	50,978,806	51,145,616	0	5.036
U.S. Treasury Bill	0.000	11/7/2024	Tsy	A-1+	P-1	912797LC9	34,678,000	34,632,880	34,650,951	0	4.821
Caterpillar	2.150	11/8/2024	Corp	A	A2	14913Q3B3	10,000,000	9,998,235	9,995,314	103,319	2.168
John Deere	0.000	11/12/2024	CP	A-1	P-1	24422LLC5	64,756,000	64,471,667	64,652,593	0	4.946
Canadian Imperial Bank	4.860	11/13/2024	CD	A-1	P-1	13606DAW2	126,620,000	126,620,000	126,621,266	495,717	4.928
Canadian Imperial Bank	4.790	11/13/2024	CD	A-1	P-1	13606DBJ0	53,750,000	53,750,000	53,749,463	100,124	4.857
Canadian Imperial Bank	4.820	11/13/2024	CD	A-1	P-1	13606DBL5	47,000,000	47,000,000	47,000,000	56,635	4.887
Canadian Imperial Bank	0.000	11/14/2024	CP	A-1	P-1	13609BLE1	75,000,000	74,790,000	74,790,000	0	4.948
Philip Morris	5.125	11/15/2024	Corp	A-	A2	718172CT4	10,000,000	9,994,186	10,000,377	236,319	5.185
Koch Industries	0.000	11/18/2024	CP	A-1+	P-1	50000MLJ3	40,000,000	39,873,067	39,904,860	0	4.909
Koch Industries	0.000	11/19/2024	CP	A-1+	P-1	50000MLK0	20,207,000	20,140,205	20,156,310	0	4.909
Koch Industries	0.000	11/26/2024	CP	A-1+	P-1	50000MLS3	50,000,000	49,781,833	49,829,355	0	4.915
Mars	0.000	11/26/2024	CP	A-1	P-1	57167ELS5	75,000,000	74,721,167	74,743,744	0	4.932
Prudential Funding	0.000	11/27/2024	CP	A-1+	P-1	74433GLT1	50,000,000	49,804,583	49,823,163	0	4.840
Canadian Imperial Bank	4.740	11/27/2024	CD	A-1	P-1	13606DBQ4	100,000,000	100,000,000	100,000,000	52,667	4.806
Amazon	4.700	11/29/2024	Corp	AA	A1	023135CM6	20,000,000	19,993,300	19,997,278	396,889	4.735
U.S. Treasury Note	1.500	11/30/2024	Tsy	AA+	Aaa	912828YV6	100,000,000	99,882,491	99,748,349	631,148	1.619
Truist Bank	2.150	12/6/2024	Corp	A	A3	07330NAT2	10,000,000	9,996,817	9,971,189	86,597	2.184
Sumitomo Mitsui	0.000	12/9/2024	CP	A-1	P-1	86563GM90	100,000,000	99,468,139	99,489,793	0	4.826
Archer Daniels	0.000	12/10/2024	CP	A-1	P-1	03948GMA8	50,000,000	49,731,222	49,736,850	0	4.878

\*MV w/o Accrued includes the Bank of New York Mellon accrued interest for treasury bills, discount notes, and commercial paper. Original Cost does not include accrued interest.

**Portfolio: Core 9218-1 (Cont.)**

Issuer	Coupon	Maturity	Type	S&P	Moody's	CUSIP	Par Value	Original Cost	MV w/o Accrued*	Accr Income	Yld Mat
Sumitomo Mitsui	0.000	12/10/2024	CP	A-1	P-1	86563GMA7	50,000,000	49,727,583	49,738,426	0	4.827
Prudential Funding	0.000	12/11/2024	CP	A-1+	P-1	74433GMB9	75,000,000	74,585,229	74,600,421	0	4.786
Societe Generale	0.000	12/11/2024	CP	A-1	P-1	83369BMB9	105,850,000	105,265,884	105,284,493	0	4.776
Natl Securities Clearing	0.000	12/12/2024	CP	A-1+	P-1	63763PMC0	70,818,000	70,424,665	70,431,664	0	4.807
Natl Securities Clearing	0.000	12/18/2024	CP	A-1+	P-1	63763PMJ5	70,000,000	69,566,933	69,564,693	0	4.799
U.S. Treasury Note	1.750	12/31/2024	Tsy	AA+	Aaa	912828YY0	120,000,000	120,069,000	119,451,563	707,609	1.692
U.S. Treasury Note	4.250	12/31/2024	Tsy	AA+	Aaa	91282CGD7	20,000,000	19,966,432	19,987,500	286,413	4.422
U.S. Treasury Bill	0.000	1/2/2025	Tsy	A-1+	P-1	912797LR6	50,000,000	49,607,186	49,611,500	0	4.651
FFCB Note	1.125	1/6/2025	Agy	AA+	Aaa	3133ENKS8	10,000,000	9,992,988	9,936,076	35,938	1.201
FFCB Note	1.125	1/6/2025	Agy	AA+	Aaa	3133ENKS8	10,000,000	9,992,988	9,936,076	35,938	1.201
FNMA Note	1.625	1/7/2025	Agy	AA+	Aaa	3135G0X24	35,000,000	34,979,124	34,809,292	180,104	1.689
John Deere	1.250	1/10/2025	Corp	A	A1	24422EVY2	15,000,000	14,997,787	14,897,318	57,813	1.266
Toyota	4.800	1/10/2025	Corp	A+	A1	89236TKN4	15,000,000	14,996,955	14,999,753	222,000	4.819
American Honda	1.500	1/13/2025	Corp	A-	A3	02665WEA5	20,000,000	19,994,997	19,866,307	90,000	1.526
Toyota	1.450	1/13/2025	Corp	A+	A1	89236TJT3	20,000,000	19,991,513	19,859,616	87,000	1.495
Caterpillar	4.900	1/17/2025	Corp	A	A2	14913R2Y2	15,000,000	14,996,269	15,001,697	212,333	4.925
US Bank	2.050	1/21/2025	Corp	A+	A2	90331HPL1	15,000,000	14,993,788	14,904,514	85,417	2.093
FHLB DN	0.000	1/24/2025	Agy	A-1+	P-1	313385AZ9	50,000,000	49,292,722	49,480,000	0	4.578
U.S. Treasury Note	1.375	1/31/2025	Tsy	AA+	Aaa	912828Z52	25,000,000	24,988,034	24,803,223	86,872	1.423
U.S. Treasury Note	1.375	1/31/2025	Tsy	AA+	Aaa	912828Z52	50,000,000	50,200,602	49,606,446	173,743	0.971
U.S. Treasury Note	1.375	1/31/2025	Tsy	AA+	Aaa	912828Z52	40,000,000	40,415,400	39,685,156	138,995	0.334
Adobe	1.900	2/1/2025	Corp	A+	A1	00724PAB5	5,000,000	4,998,033	4,962,488	23,750	1.943
FHLMC Note	1.500	2/12/2025	Agy	AA+	Aaa	3137EAEPO	15,000,000	14,997,797	14,874,532	49,375	1.515
Toyota	1.800	2/13/2025	Corp	A+	A1	89236TGT6	10,000,000	9,998,720	9,913,287	39,000	1.813
FFCB Note	1.750	2/14/2025	Agy	AA+	Aaa	3133ENPG9	12,000,000	11,989,756	11,901,113	44,917	1.840
WW Grainger	1.850	2/15/2025	Corp	A+	A2	384802AE4	5,000,000	4,997,312	4,956,799	19,528	1.906
U.S. Treasury Note	1.500	2/15/2025	Tsy	AA+	Aaa	91282CDZ1	25,000,000	24,966,959	24,779,053	79,484	1.639
FHLB Note	5.000	2/28/2025	Agy	AA+	Aaa	3130AV7L0	15,000,000	14,990,058	15,018,437	131,250	5.069
U.S. Treasury Note	1.125	2/28/2025	Tsy	AA+	Aaa	912828ZC7	80,000,000	80,609,096	79,108,594	154,144	0.362
U.S. Treasury Note	4.625	2/28/2025	Tsy	AA+	Aaa	91282CGN5	60,000,000	59,689,307	60,004,219	475,276	5.163
American Express	2.250	3/4/2025	Corp	BBB+	A2	025816CQ0	10,000,000	9,996,858	9,911,025	35,625	2.283
IBRD Note	0.750	3/11/2025	Supra	AAA	Aaa	459058JA2	20,000,000	19,978,239	19,725,232	20,833	0.865
Texas Instrument	1.375	3/12/2025	Corp	A+	Aa3	882508BH6	10,000,000	9,997,152	9,879,795	18,715	1.405
U.S. Treasury Note	0.500	3/31/2025	Tsy	AA+	Aaa	912828ZF0	100,000,000	100,264,803	98,397,656	43,956	0.237
U.S. Treasury Note	2.625	3/31/2025	Tsy	AA+	Aaa	9128284F4	25,000,000	25,035,773	24,812,500	57,692	2.480
Amazon	3.000	4/13/2025	Corp	AA	A1	023135CE4	25,000,000	24,987,376	24,827,554	37,500	3.053

\*MV w/o Accrued includes the Bank of New York Mellon accrued interest for treasury bills, discount notes, and commercial paper. Original Cost does not include accrued interest.



**Portfolio: Core 9218-1 (Cont.)**

Issuer	Coupon	Maturity	Type	S&P	Moody's	CUSIP	Par Value	Original Cost	MV w/o Accrued*	Accr Income	Yld Mat
U.S. Treasury Note	2.625	4/15/2025	Tsy	AA+	Aaa	91282CEH0	50,000,000	49,894,832	49,601,953	61,298	2.848
FNMA Note	0.625	4/22/2025	Agy	AA+	Aaa	3135G03U5	20,000,000	19,991,934	19,642,201	3,125	0.666
Bank of New York Mellon	3.350	4/25/2025	Corp	A	A1	06406RBC0	20,000,000	19,999,079	19,871,551	11,167	3.354
Philip Morris	1.500	5/1/2025	Corp	A-	A2	718172CN7	5,000,000	4,995,120	4,920,385	37,500	1.599
Apple	1.125	5/11/2025	Corp	AA+	Aaa	037833DT4	5,000,000	4,998,309	4,912,487	26,563	1.161
Caterpillar	3.400	5/13/2025	Corp	A	A2	14913R2V8	15,000,000	14,993,968	14,904,313	238,000	3.442
TVA Note	0.750	5/15/2025	Agy	AA+	Aaa	880591EW8	10,000,000	9,994,394	9,799,733	34,583	0.809
U.S. Treasury Note	2.750	5/15/2025	Tsy	AA+	Aaa	91282CEQ0	120,000,000	119,810,945	118,917,187	1,524,457	2.917
U.S. Treasury Note	2.125	5/15/2025	Tsy	AA+	Aaa	912828XB1	30,000,000	30,142,375	29,630,273	294,497	1.623
U.S. Treasury Note	2.125	5/15/2025	Tsy	AA+	Aaa	912828XB1	45,000,000	45,213,562	44,445,410	441,746	1.623
Pfizer	4.650	5/19/2025	Corp	A	A2	716973AA0	15,000,000	14,995,868	14,989,787	313,875	4.678
Intercontinental Exg	3.650	5/23/2025	Corp	A-	A3	45866FAT1	7,000,000	6,997,490	6,952,260	112,136	3.687
U.S. Treasury Note	4.250	5/31/2025	Tsy	AA+	Aaa	91282CHD6	50,000,000	49,918,945	49,941,895	894,126	4.417
Amazon	0.800	6/3/2025	Corp	AA	A1	023135BQ8	10,000,000	9,999,274	9,783,888	32,889	0.808
John Deere	4.950	6/6/2025	Corp	A	A1	24422EWW5	7,000,000	6,998,155	7,015,704	139,563	4.975
U.S. Treasury Note	2.875	6/15/2025	Tsy	AA+	Aaa	91282CEU1	45,000,000	44,936,979	44,593,066	491,342	3.023
Toyota	3.950	6/30/2025	Corp	A+	A1	89236TKC8	15,000,000	14,995,224	14,939,674	199,146	3.982
Morgan Stanley Bank	5.479	7/16/2025	Corp	A+	Aa3	61690U7U8	10,000,000	10,000,000	10,061,722	159,804	5.476
IBM	4.000	7/27/2025	Corp	A-	A3	459200KS9	20,000,000	20,000,000	19,893,466	208,889	4.000
American Express	3.950	8/1/2025	Corp	BBB+	A2	025816CY3	12,000,000	11,995,993	11,939,046	118,500	3.984
Mercedes	5.375	8/1/2025	Corp	A	A2	58769JAJ6	10,000,000	9,998,245	10,042,990	134,375	5.423
Caterpillar	3.650	8/12/2025	Corp	A	A2	14913R2Z9	15,000,000	14,994,253	14,891,350	120,146	3.690
Chevron	0.687	8/12/2025	Corp	AA-	Aa2	166756AE6	10,000,000	10,000,000	9,703,262	15,076	0.687
U.S. Treasury Note	3.125	8/15/2025	Tsy	AA+	Aaa	91282CFE6	40,000,000	39,881,907	39,610,938	264,946	3.439
U.S. Treasury Note	2.000	8/15/2025	Tsy	AA+	Aaa	912828K74	60,000,000	60,208,814	58,895,625	254,348	1.633
U.S. Treasury Note	2.000	8/15/2025	Tsy	AA+	Aaa	912828K74	30,000,000	30,104,407	29,447,813	127,174	1.633
U.S. Treasury Note	2.000	8/15/2025	Tsy	AA+	Aaa	912828K74	5,000,000	5,028,528	4,907,969	21,196	1.399
U.S. Treasury Note	2.000	8/15/2025	Tsy	AA+	Aaa	912828K74	30,000,000	30,439,844	29,447,813	127,174	0.466
Bank of America NA	5.650	8/18/2025	Corp	A+	Aa1	06428CAC8	20,000,000	20,000,000	20,162,696	229,139	5.647
Apple	0.550	8/20/2025	Corp	AA+	Aaa	037833DX5	15,000,000	14,993,117	14,551,180	16,271	0.597
U.S. Treasury Note	5.000	8/31/2025	Tsy	AA+	Aaa	91282CHV6	25,000,000	25,028,398	25,116,992	214,088	4.882
U.S. Treasury Note	5.000	8/31/2025	Tsy	AA+	Aaa	91282CHV6	25,000,000	24,997,009	25,116,992	214,088	5.012
U.S. Treasury Note	5.000	8/31/2025	Tsy	AA+	Aaa	91282CHV6	25,000,000	24,969,030	25,116,992	214,088	5.128
Toyota	5.600	9/11/2025	Corp	A+	A1	89236TKZ7	15,000,000	14,998,792	15,134,888	116,667	5.605
Home Depot	4.000	9/15/2025	Corp	A	A2	437076CR1	10,000,000	9,998,846	9,956,054	51,111	4.011
IFC Note	3.626	9/15/2025	Supra	AAA	Aaa	45950KDA5	16,000,000	15,998,007	15,880,007	74,132	3.638

\*MV w/o Accrued includes the Bank of New York Mellon accrued interest for treasury bills, discount notes, and commercial paper. Original Cost does not include accrued interest.

**Portfolio: Core 9218-1 (Cont.)**

Issuer	Coupon	Maturity	Type	S&P	Moody's	CUSIP	Par Value	Original Cost	MV w/o Accrued*	Accr Income	Yld Mat
U.S. Treasury Note	3.500	9/15/2025	Tsy	AA+	Aaa	91282CFK2	40,000,000	39,763,596	39,715,625	181,768	4.134
Citibank	5.864	9/29/2025	Corp	A+	Aa3	17325FBA5	15,000,000	15,000,000	15,162,310	78,187	5.864
U.S. Treasury Note	5.000	9/30/2025	Tsy	AA+	Aaa	91282CJB8	75,000,000	74,970,470	75,416,602	329,670	5.040
American Honda	5.800	10/3/2025	Corp	A-	A3	02665WEQ0	15,000,000	14,993,559	15,169,606	67,667	5.842
FFCB Note	5.125	10/10/2025	Agy	AA+	Aaa	3133EPYK5	20,000,000	20,000,000	20,146,373	59,792	5.121
UnitedHealth Group	5.150	10/15/2025	Corp	A+	A2	91324PEN8	7,000,000	6,999,797	7,044,528	16,022	5.150
U.S. Treasury Note	4.250	10/15/2025	Tsy	AA+	Aaa	91282CFP1	50,000,000	49,919,770	49,967,969	99,245	4.421
IBRD Note	0.500	10/28/2025	Supra	AAA	Aaa	459058JL8	25,000,000	24,994,397	24,051,703	1,042	0.523
Procter & Gamble	0.550	10/29/2025	Corp	AA-	Aa3	742718FL8	15,000,000	14,995,167	14,445,501	458	0.583
U.S. Treasury Note	5.000	10/31/2025	Tsy	AA+	Aaa	91282CJE2	15,000,000	14,991,211	15,096,211	2,072	5.061
<b>Total</b>		<b>0.305</b>					<b>3,894,707,275</b>	<b>3,889,802,187</b>	<b>3,875,273,940</b>	<b>14,695,493</b>	<b>3.642</b>

**Portfolio: Reserve 9218-2**  
**Date: 10/31/24**

Issuer	Coupon	Maturity	Type	S&P	Moody's	CUSIP	Par Value	Original Cost	MV w/o Accrued*	Accr Income	Yld Mat
Bk of New York Mellon - Sweep	4.710	11/1/2024	MMF	AAAm	Aaa-mf		407,657	407,657	407,657	2,949	4.775
U.S. Treasury Note	5.000	10/31/2025	Tsy	AA+	Aaa	91282CJE2	5,000,000	4,994,141	5,032,070	691	5.062
U.S. Treasury Note	5.000	10/31/2025	Tsy	AA+	Aaa	91282CJE2	30,000,000	29,970,703	30,192,422	4,144	5.069
Pepsico	5.250	11/10/2025	Corp	A+	A1	713448FV5	10,000,000	9,993,300	10,081,147	249,375	5.286
Bristol-Myers Squibb	0.750	11/13/2025	Corp	A	A2	110122DN5	10,000,000	9,983,800	9,622,454	35,000	0.783
U.S. Treasury Note	4.500	11/15/2025	Tsy	AA+	Aaa	91282CFW6	10,000,000	10,052,734	10,018,047	207,880	4.307
M&T Trust	5.400	11/21/2025	Corp	A-	A3	55279HAT7	20,000,000	19,988,000	20,111,943	480,000	5.422
U.S. Treasury Note	4.875	11/30/2025	Tsy	AA+	Aaa	91282CJL6	20,000,000	20,060,156	20,113,281	410,246	4.715
U.S. Treasury Note	4.875	11/30/2025	Tsy	AA+	Aaa	91282CJL6	25,000,000	25,085,938	25,141,602	512,807	4.689
Amazon	4.600	12/1/2025	Corp	AA	A1	023135CN4	25,000,000	24,998,500	25,051,827	479,167	4.602
Natl Securities Clearing	0.750	12/7/2025	Corp	AA+	Aaa	637639AE5	15,000,000	14,951,550	14,402,884	45,000	0.816
U.S. Treasury Note	4.000	12/15/2025	Tsy	AA+	Aaa	91282CGA3	25,000,000	24,839,844	24,919,922	379,781	4.233
U.S. Treasury Note	4.250	12/31/2025	Tsy	AA+	Aaa	91282CJS1	80,000,000	79,965,625	79,950,000	1,145,652	4.273
Toyota	4.800	1/5/2026	Corp	A+	A1	89236TLJ2	12,000,000	11,990,760	12,047,496	185,600	4.841
Mercedes	4.900	1/9/2026	Corp	A	A2	58769JAP2	15,000,000	14,994,450	15,033,810	228,667	4.920
Toyota ABS	0.430	1/15/2026	ABS	AAA	Aaa	89239BAC5	2,027,475	2,027,313	2,013,603	387	0.434
Toyota ABS	5.270	1/15/2026	ABS	NR	Aaa	89239HAB4	300,057	300,054	300,061	703	5.329
Honda ABS	0.880	1/21/2026	ABS	NR	Aaa	43815GAC3	1,861,039	1,860,646	1,840,161	455	0.892
Citigroup	2.014	1/25/2026	Corp	BBB+	A3	17327CAN3	10,000,000	10,000,000	9,923,840	53,707	2.014

\*MV w/o Accrued includes the Bank of New York Mellon accrued interest for treasury bills, discount notes, and commercial paper. Original Cost does not include accrued interest.

**Portfolio: Reserve 9218-2 (Cont.)**

Issuer	Coupon	Maturity	Type	S&P	Moody's	CUSIP	Par Value	Original Cost	MV w/o Accrued*	Accr Income	Yld Mat
Bank of New York Mellon	0.750	1/28/2026	Corp	A	A1	06406RAQ0	20,000,000	19,957,000	19,098,251	38,750	0.794
U.S. Treasury Note	4.250	1/31/2026	Tsy	AA+	Aaa	91282CJV4	75,000,000	75,035,156	74,982,422	805,537	4.225
Apple	0.700	2/8/2026	Corp	AA+	Aaa	037833EB2	20,000,000	19,955,000	19,096,639	32,278	0.746
Intel	4.875	2/10/2026	Corp	BBB+	Baa1	458140CD0	5,000,000	5,000,000	5,000,864	54,844	4.875
U.S. Treasury Note	1.625	2/15/2026	Tsy	AA+	Aaa	912828P46	70,000,000	74,364,953	67,714,063	241,101	0.414
U.S. Treasury Note	1.625	2/15/2026	Tsy	AA+	Aaa	912828P46	30,000,000	31,840,220	29,020,313	103,329	0.414
U.S. Treasury Note	1.625	2/15/2026	Tsy	AA+	Aaa	912828P46	25,000,000	26,419,372	24,183,594	86,107	0.485
U.S. Treasury Note	1.625	2/15/2026	Tsy	AA+	Aaa	912828P46	25,000,000	26,468,262	24,183,594	86,107	0.447
U.S. Treasury Note	1.625	2/15/2026	Tsy	AA+	Aaa	912828P46	25,000,000	26,469,461	24,183,594	86,107	0.446
Union Pacific	4.750	2/21/2026	Corp	A-	A3	907818GE2	7,000,000	6,995,380	7,020,721	64,653	4.774
JPMorgan Chase & Co	2.595	2/24/2026	Corp	A-	A1	46647PCV6	20,000,000	20,000,000	19,842,673	96,592	2.595
Cisco	4.900	2/26/2026	Corp	AA-	A1	17275RBP6	10,000,000	9,996,200	10,064,742	88,472	4.920
U.S. Treasury Note	4.625	2/28/2026	Tsy	AA+	Aaa	91282CKB6	30,000,000	30,045,703	30,134,766	237,638	4.544
Caterpillar	0.900	3/2/2026	Corp	A	A2	14913R2K2	25,000,000	24,942,750	23,887,839	36,875	0.946
Colgate-Palmolive	4.800	3/2/2026	Corp	A+	Aa3	194162AQ6	10,000,000	9,988,400	10,062,767	78,667	4.837
John Deere	4.950	3/6/2026	Corp	A	A1	24422EXK0	10,000,000	9,996,100	10,054,457	75,625	4.971
FHLB Note	4.500	3/13/2026	Agy	AA+	Aaa	3130AV6J6	30,000,000	30,444,300	30,076,951	180,000	3.474
U.S. Treasury Note	4.625	3/15/2026	Tsy	AA+	Aaa	91282CGR6	50,000,000	51,003,906	50,246,094	300,242	3.897
GM ABS	5.190	3/16/2026	ABS	NR	Aaa	38013JAB9	690,094	690,039	690,175	1,492	5.252
U.S. Treasury Note	0.750	3/31/2026	Tsy	AA+	Aaa	91282CBT7	30,000,000	29,689,453	28,576,172	19,780	0.963
U.S. Treasury Note	4.500	3/31/2026	Tsy	AA+	Aaa	91282CKH3	30,000,000	29,893,359	30,101,953	118,681	4.689
U.S. Treasury Note	4.500	3/31/2026	Tsy	AA+	Aaa	91282CKH3	25,000,000	24,782,227	25,084,961	98,901	4.975
IBRD Note	4.750	4/10/2026	Supra	AAA	Aaa	459058LE1	25,000,000	24,993,500	25,150,612	69,271	6.225
Toyota ABS	0.710	4/15/2026	ABS	AAA	NR	89238JAC9	1,734,756	1,734,719	1,715,644	547	0.712
JPMorgan Chase & Co	4.080	4/26/2026	Corp	A-	A1	46647PCZ7	20,000,000	20,000,000	19,900,627	11,333	4.080
Citibank	5.438	4/30/2026	Corp	A+	Aa3	17325FBF4	15,000,000	15,000,000	15,179,541	2,266	5.438
U.S. Treasury Note	0.750	4/30/2026	Tsy	AA+	Aaa	91282CBW0	60,000,000	59,683,594	57,000,000	1,243	0.858
U.S. Treasury Note	4.875	4/30/2026	Tsy	AA+	Aaa	91282CKK6	30,000,000	29,926,172	30,278,906	4,040	5.006
Amazon	1.000	5/12/2026	Corp	AA	A1	023135BX3	20,000,000	19,913,600	19,032,318	93,889	1.089
Charles Schwab	1.150	5/13/2026	Corp	A-	A2	808513BR5	25,000,000	24,942,000	23,728,340	134,167	1.198
UnitedHealth Group	1.150	5/15/2026	Corp	A+	A2	91324PEC2	10,000,000	9,982,600	9,509,313	53,028	1.186
State Street	5.104	5/18/2026	Corp	A	A1	857477CB7	10,000,000	10,000,000	9,998,167	231,098	5.104
Toyota	4.450	5/18/2026	Corp	A+	A1	89236TKT1	20,000,000	19,988,400	20,004,734	402,972	4.471
Pfizer	4.450	5/19/2026	Corp	A	A2	716973AB8	20,000,000	19,976,600	19,971,323	400,500	4.492
U.S. Treasury Note	0.750	5/31/2026	Tsy	AA+	Aaa	91282CCF6	30,000,000	29,928,516	28,423,828	94,672	0.799
U.S. Treasury Note	0.750	5/31/2026	Tsy	AA+	Aaa	91282CCF6	30,000,000	29,916,797	28,423,828	94,672	0.807

\*MV w/o Accrued includes the Bank of New York Mellon accrued interest for treasury bills, discount notes, and commercial paper. Original Cost does not include accrued interest.

**Portfolio: Reserve 9218-2 (Cont.)**

Issuer	Coupon	Maturity	Type	S&P	Moody's	CUSIP	Par Value	Original Cost	MV w/o Accrued*	Accr Income	Yld Mat
U.S. Treasury Note	4.875	5/31/2026	Tsy	AA+	Aaa	91282CKS9	30,000,000	29,992,969	30,294,141	615,369	4.887
U.S. Treasury Note	2.125	5/31/2026	Tsy	AA+	Aaa	9128286X3	50,000,000	51,146,013	48,429,688	447,063	1.668
U.S. Treasury Note	2.125	5/31/2026	Tsy	AA+	Aaa	9128286X3	35,000,000	35,775,887	33,900,781	312,944	1.668
U.S. Treasury Note	2.125	5/31/2026	Tsy	AA+	Aaa	9128286X3	5,000,000	5,109,170	4,842,969	44,706	1.669
U.S. Treasury Note	2.125	5/31/2026	Tsy	AA+	Aaa	9128286X3	31,000,000	33,566,440	30,026,406	277,179	0.451
John Deere	4.750	6/8/2026	Corp	A	A1	24422EWX3	7,000,000	6,995,940	7,037,115	132,076	4.771
Mercedes ABS	0.460	6/15/2026	ABS	AAA	Aaa	58772WAC7	2,357,727	2,357,418	2,334,161	482	0.466
U.S. Treasury Note	4.125	6/15/2026	Tsy	AA+	Aaa	91282CHH7	20,000,000	19,796,094	19,972,656	313,320	4.497
GM ABS	0.480	6/16/2026	ABS	AAA	NR	380140AC7	1,511,826	1,511,733	1,500,155	302	0.483
John Deere	1.050	6/17/2026	Corp	A	A1	24422EVR7	10,000,000	9,983,500	9,482,002	39,083	1.084
Toyota	1.125	6/18/2026	Corp	A+	A1	89236TJK2	10,000,000	9,995,600	9,487,508	41,563	1.134
Toyota	1.125	6/18/2026	Corp	A+	A1	89236TJK2	12,000,000	11,973,360	11,385,009	49,875	1.173
U.S. Treasury Note	0.875	6/30/2026	Tsy	AA+	Aaa	91282CCJ8	30,000,000	30,002,344	28,408,594	88,451	0.873
U.S. Treasury Note	4.625	6/30/2026	Tsy	AA+	Aaa	91282CKY6	40,000,000	39,954,688	40,262,500	623,370	4.685
U.S. Treasury Note	4.625	6/30/2026	Tsy	AA+	Aaa	91282CKY6	25,000,000	24,997,070	25,164,063	389,606	4.631
American Honda	5.250	7/7/2026	Corp	A-	A3	02665WEK3	10,000,000	9,987,700	10,114,887	166,250	5.295
FFCB Note	4.625	7/10/2026	Agy	AA+	Aaa	3133ERKR1	14,000,000	14,034,860	14,109,580	199,646	4.491
Bank of America	4.827	7/22/2026	Corp	A-	A1	06051GLA5	10,000,000	10,000,000	9,987,728	132,743	4.827
U.S. Treasury Note	0.625	7/31/2026	Tsy	AA+	Aaa	91282CCP4	20,000,000	19,897,656	18,808,594	31,590	0.730
U.S. Treasury Note	4.375	7/31/2026	Tsy	AA+	Aaa	91282CLB5	10,000,000	10,061,719	10,029,297	110,564	4.046
State Street	5.272	8/3/2026	Corp	A	A1	857477CD3	10,000,000	10,000,000	10,121,819	128,871	5.272
Citibank	4.929	8/6/2026	Corp	A+	Aa3	17325FBJ6	10,000,000	10,000,000	10,064,405	116,379	0.000
Goldman Sachs	5.798	8/10/2026	Corp	BBB+	A2	38145GAM2	14,000,000	14,000,000	14,086,581	182,637	5.798
BMW	1.250	8/12/2026	Corp	A	A2	05565EBW4	5,000,000	4,989,150	4,715,306	13,715	1.295
PNC Financial	1.150	8/13/2026	Corp	A-	A3	693475BB0	15,000,000	14,971,650	14,113,611	37,375	1.189
U.S. Treasury Note	4.375	8/15/2026	Tsy	AA+	Aaa	91282CHU8	25,000,000	24,869,141	25,080,078	231,827	4.566
Nissan ABS	1.860	8/17/2026	ABS	AAA	Aaa	65479QAC1	4,373,728	4,372,870	4,320,849	3,616	1.876
Toyota ABS	5.600	8/17/2026	ABS	AAA	NR	89231FAB6	2,801,428	2,801,257	2,807,356	6,972	5.670
Bank of America NA	5.526	8/18/2026	Corp	A+	Aa1	06428CAA2	15,000,000	15,000,000	15,262,925	168,083	5.526
U.S. Treasury Note	0.750	8/31/2026	Tsy	AA+	Aaa	91282CCW9	35,000,000	34,965,820	32,900,000	44,959	0.770
U.S. Treasury Note	3.750	8/31/2026	Tsy	AA+	Aaa	91282CLH2	10,000,000	10,026,563	9,923,828	64,227	3.607
U.S. Treasury Note	1.375	8/31/2026	Tsy	AA+	Aaa	912828YD6	20,000,000	20,771,103	19,021,094	47,099	0.604
U.S. Treasury Note	1.375	8/31/2026	Tsy	AA+	Aaa	912828YD6	35,000,000	36,691,986	33,286,914	82,424	0.414
U.S. Treasury Note	1.375	8/31/2026	Tsy	AA+	Aaa	912828YD6	20,000,000	20,980,276	19,021,094	47,099	0.401
U.S. Treasury Note	1.375	8/31/2026	Tsy	AA+	Aaa	912828YD6	25,000,000	26,319,751	23,776,367	58,874	0.328
U.S. Treasury Note	1.375	8/31/2026	Tsy	AA+	Aaa	912828YD6	35,000,000	36,815,830	33,286,914	82,424	0.328

\*MV w/o Accrued includes the Bank of New York Mellon accrued interest for treasury bills, discount notes, and commercial paper. Original Cost does not include accrued interest.

**Portfolio: Reserve 9218-2 (Cont.)**

Issuer	Coupon	Maturity	Type	S&P	Moody's	CUSIP	Par Value	Original Cost	MV w/o Accrued*	Accr Income	Yld Mat
FHLB Note	3.625	9/4/2026	Agy	AA+	Aaa	3130B2PJ8	10,000,000	9,986,700	9,904,699	48,333	3.696
American Honda	1.300	9/9/2026	Corp	A-	A3	02665WDZ1	10,000,000	9,992,300	9,434,806	18,778	1.316
Caterpillar	1.150	9/14/2026	Corp	A	A2	14913R2Q9	10,000,000	9,982,600	9,434,273	15,014	1.186
Ford ABS	3.740	9/15/2026	ABS	NR	Aaa	34534LAD9	4,708,683	4,708,428	4,689,394	7,827	3.772
Toyota ABS	2.930	9/15/2026	ABS	AAA	Aaa	89238FAD5	2,989,087	2,989,017	2,965,172	3,892	2.949
Intuit	5.250	9/15/2026	Corp	A-	A3	46124HAE6	15,000,000	14,986,500	15,214,243	100,625	5.283
Texas Instrument	1.125	9/15/2026	Corp	A+	Aa3	882508BK9	10,000,000	10,000,000	9,430,190	14,375	1.125
U.S. Treasury Note	4.625	9/15/2026	Tsy	AA+	Aaa	91282CHY0	35,000,000	34,835,938	35,277,539	210,169	4.796
FNMA Note	1.875	9/24/2026	Agy	AA+	Aaa	3135G0Q22	30,000,000	31,710,315	28,770,820	57,813	0.709
Citigroup	5.610	9/29/2026	Corp	BBB+	A3	172967NX5	10,000,000	10,000,000	10,054,598	49,867	5.610
U.S. Treasury Note	0.875	9/30/2026	Tsy	AA+	Aaa	91282CCZ2	25,000,000	24,849,609	23,500,977	19,231	0.999
U.S. Treasury Note	3.500	9/30/2026	Tsy	AA+	Aaa	91282CLP4	65,000,000	64,862,891	64,207,813	200,000	3.610
FHLB Note	4.000	10/9/2026	Agy	AA+	Aaa	3130B3A29	15,000,000	14,996,850	14,969,928	33,333	4.011
John Deere	1.300	10/13/2026	Corp	A	A1	24422EVW6	10,000,000	9,980,700	9,432,248	6,500	1.340
U.S. Treasury Note	4.625	10/15/2026	Tsy	AA+	Aaa	91282CJC6	25,000,000	24,843,750	25,211,914	54,001	4.852
U.S. Treasury Note	4.625	10/15/2026	Tsy	AA+	Aaa	91282CJC6	25,000,000	24,820,313	25,211,914	54,001	4.888
Morgan Stanley	6.138	10/16/2026	Corp	A-	A1	61747YEX9	15,000,000	15,000,000	15,171,109	38,363	6.129
Morgan Stanley Bank	5.882	10/30/2026	Corp	A+	Aa3	61690U7W4	10,000,000	10,000,000	10,254,172	1,634	5.893
American Express	1.650	11/4/2026	Corp	BBB+	A2	025816CM9	17,000,000	16,973,140	16,045,989	137,913	1.683
PACCAR	5.200	11/9/2026	Corp	A+	A1	69371RS72	15,000,000	14,988,450	15,246,521	372,667	5.228
Public Storage	1.500	11/9/2026	Corp	A	A2	74460DAG4	5,000,000	4,992,350	4,721,805	35,833	1.532
Pepsico	5.125	11/10/2026	Corp	A+	A1	713448FW3	5,000,000	4,998,650	5,076,866	121,719	5.135
American Express Credit Card ABS	0.900	11/16/2026	ABS	NR	Aaa	02582JJR2	18,000,000	17,997,188	17,971,265	7,200	0.908
Capital One Credit Card ABS	1.040	11/16/2026	ABS	AAA	NR	14041NFY2	15,000,000	14,997,933	14,976,869	6,933	0.369
GM ABS	1.260	11/16/2026	ABS	AAA	NR	380146AC4	3,192,607	3,192,329	3,154,131	1,676	1.267
U.S. Treasury Note	1.250	11/30/2026	Tsy	AA+	Aaa	91282CDK4	20,000,000	20,090,625	18,852,344	105,191	1.156
U.S. Treasury Note	1.625	11/30/2026	Tsy	AA+	Aaa	912828YU8	25,000,000	26,242,881	23,753,906	170,936	0.630
U.S. Treasury Note	1.625	11/30/2026	Tsy	AA+	Aaa	912828YU8	15,000,000	15,960,426	14,252,344	102,561	0.354
U.S. Treasury Note	1.625	11/30/2026	Tsy	AA+	Aaa	912828YU8	35,000,000	37,202,399	33,255,469	239,310	0.354
U.S. Treasury Note	1.625	11/30/2026	Tsy	AA+	Aaa	912828YU8	45,000,000	47,428,660	42,757,031	307,684	0.530
Citibank	5.488	12/4/2026	Corp	A+	Aa3	17325FBC1	10,000,000	10,000,000	10,189,755	224,093	5.488
Thermo Fisher Scientific	5.000	12/5/2026	Corp	A-	A3	883556CZ3	10,000,000	9,993,100	10,120,302	202,778	5.025
JPMorgan Chase Bank	5.110	12/8/2026	Corp	AA-	Aa2	48125LRU8	20,000,000	20,000,000	20,235,146	405,961	5.110
Ford ABS	4.480	12/15/2026	ABS	AAA	Aaa	34535AAD2	6,078,918	6,078,567	6,069,891	12,104	4.525
U.S. Treasury Note	1.750	12/31/2026	Tsy	AA+	Aaa	912828YX2	25,000,000	25,067,556	23,776,367	147,418	1.693
U.S. Treasury Note	1.750	12/31/2026	Tsy	AA+	Aaa	912828YX2	15,000,000	15,212,782	14,265,820	88,451	1.449

\*MV w/o Accrued includes the Bank of New York Mellon accrued interest for treasury bills, discount notes, and commercial paper. Original Cost does not include accrued interest.

**Portfolio: Reserve 9218-2 (Cont.)**

Issuer	Coupon	Maturity	Type	S&P	Moody's	CUSIP	Par Value	Original Cost	MV w/o Accrued*	Accr Income	Yld Mat
Mercedes	4.800	1/11/2027	Corp	A	A2	58769JAQ0	15,000,000	14,984,700	15,024,295	220,000	4.837
Toyota	1.900	1/13/2027	Corp	A+	A1	89236TJV8	20,000,000	19,979,200	18,945,352	114,000	1.922
IADB Note	1.500	1/13/2027	Supra	AAA	Aaa	4581X0EB0	30,000,000	29,925,300	28,303,997	135,000	1.552
Target	1.950	1/15/2027	Corp	A	A2	87612EBM7	10,000,000	9,983,000	9,500,891	57,417	1.986
Bank of New York Mellon	2.050	1/26/2027	Corp	A	A1	06406RBA4	20,000,000	19,983,000	18,995,504	108,194	2.068
U.S. Treasury Note	1.500	1/31/2027	Tsy	AA+	Aaa	912828Z78	15,000,000	15,676,220	14,156,836	56,861	0.570
U.S. Treasury Note	1.500	1/31/2027	Tsy	AA+	Aaa	912828Z78	75,000,000	78,929,888	70,784,180	284,307	0.423
U.S. Treasury Note	1.500	1/31/2027	Tsy	AA+	Aaa	912828Z78	70,000,000	71,662,416	66,065,234	265,353	1.004
U.S. Treasury Note	1.500	1/31/2027	Tsy	AA+	Aaa	912828Z78	30,000,000	30,700,180	28,313,672	113,723	1.004
Procter & Gamble	1.900	2/1/2027	Corp	AA-	Aa3	742718FV6	30,000,000	29,957,400	28,504,029	142,500	1.930
Eli Lilly	4.500	2/9/2027	Corp	A+	A1	532457CJ5	15,000,000	14,992,050	15,044,442	153,750	4.519
IBM	2.200	2/9/2027	Corp	A-	A3	459200KM2	10,000,000	9,998,600	9,494,135	50,111	2.203
Philip Morris	4.750	2/12/2027	Corp	A-	A2	718172DF3	10,000,000	9,937,300	10,037,392	104,236	4.978
U.S. Treasury Note	2.250	2/15/2027	Tsy	AA+	Aaa	912828V98	35,000,000	35,897,098	33,558,985	166,916	1.700
U.S. Treasury Note	2.250	2/15/2027	Tsy	AA+	Aaa	912828V98	40,000,000	41,008,570	38,353,125	190,761	1.700
Discover Card ABS	1.960	2/16/2027	ABS	AAA	NR	254683CR4	10,000,000	9,998,861	9,916,750	8,711	1.973
Bristol-Myers Squibb	4.900	2/22/2027	Corp	A	A2	110122EE4	10,000,000	9,989,200	10,105,449	93,917	4.939
Cisco	4.800	2/26/2027	Corp	AA-	A1	17275RBQ4	20,000,000	19,974,000	20,173,051	173,333	4.847
U.S. Treasury Note	1.125	2/28/2027	Tsy	AA+	Aaa	912828ZB9	40,000,000	41,122,773	37,346,875	77,072	0.536
U.S. Treasury Note	1.125	2/28/2027	Tsy	AA+	Aaa	912828ZB9	45,000,000	46,240,231	42,015,235	86,706	0.537
U.S. Treasury Note	1.125	2/28/2027	Tsy	AA+	Aaa	912828ZB9	10,000,000	10,248,539	9,336,719	19,268	0.594
U.S. Treasury Note	1.125	2/28/2027	Tsy	AA+	Aaa	912828ZB9	10,000,000	10,296,152	9,336,719	19,268	0.493
U.S. Treasury Note	1.125	2/28/2027	Tsy	AA+	Aaa	912828ZB9	35,000,000	35,168,533	32,678,516	67,438	1.021
U.S. Treasury Note	1.125	2/28/2027	Tsy	AA+	Aaa	912828ZB9	40,000,000	40,189,277	37,346,875	77,072	1.021
U.S. Treasury Note	1.125	2/28/2027	Tsy	AA+	Aaa	912828ZB9	20,000,000	20,233,787	18,673,438	38,536	0.869
American Express	2.550	3/4/2027	Corp	BBB+	A2	025816CS6	10,000,000	9,990,700	9,549,725	40,375	2.570
John Deere	4.850	3/5/2027	Corp	A	A1	24422EXM6	10,000,000	9,990,700	10,101,045	75,444	4.884
American Express Credit Card ABS	2.210	3/15/2027	ABS	NR	Aaa	02589BAA8	11,250,000	11,249,422	11,143,890	11,050	2.222
Capital One Credit Card ABS	2.800	3/15/2027	ABS	AAA	NR	14041NFZ9	17,000,000	16,998,718	16,869,755	21,156	2.820
Berkshire Hathaway	2.300	3/15/2027	Corp	AA	Aa2	084664CZ2	25,000,000	24,995,250	23,932,427	73,472	2.304
U.S. Treasury Note	4.250	3/15/2027	Tsy	AA+	Aaa	91282CKE0	25,000,000	24,654,297	25,065,430	137,949	4.761
State Street	4.993	3/18/2027	Corp	A	A1	857477CL5	10,000,000	10,000,000	10,095,696	59,639	4.993
U.S. Treasury Note	2.500	3/31/2027	Tsy	AA+	Aaa	91282CEF4	40,000,000	40,160,938	38,529,688	87,912	2.414
U.S. Treasury Note	0.625	3/31/2027	Tsy	AA+	Aaa	91282ZE3	30,000,000	30,197,942	27,607,031	16,484	0.482
U.S. Treasury Note	0.625	3/31/2027	Tsy	AA+	Aaa	91282ZE3	20,000,000	20,129,409	18,404,688	10,989	0.482
Adobe	4.850	4/4/2027	Corp	A+	A1	00724PAE9	10,000,000	9,995,000	10,110,711	36,375	4.868

\*MV w/o Accrued includes the Bank of New York Mellon accrued interest for treasury bills, discount notes, and commercial paper. Original Cost does not include accrued interest.

**Portfolio: Reserve 9218-2 (Cont.)**

Issuer	Coupon	Maturity	Type	S&P	Moody's	CUSIP	Par Value	Original Cost	MV w/o Accrued*	Accr Income	Yld Mat
Amazon	3.300	4/13/2027	Corp	AA	A1	023135CF1	20,000,000	19,958,800	19,533,160	33,000	3.345
U.S. Treasury Note	4.500	4/15/2027	Tsy	AA+	Aaa	91282CKJ9	10,000,000	9,906,250	10,083,594	21,016	4.843
GM ABS	3.640	4/16/2027	ABS	NR	Aaa	36265WAD5	7,164,535	7,164,486	7,123,864	10,866	3.668
Northern Trust	4.000	5/10/2027	Corp	A+	A2	665859AW4	10,000,000	9,983,800	9,908,220	190,000	4.036
American Express Credit Card ABS	3.390	5/15/2027	ABS	AAA	NR	02582JIT8	20,000,000	19,995,576	19,857,858	30,133	3.424
UnitedHealth Group	3.700	5/15/2027	Corp	A+	A2	91324PEG3	10,000,000	9,996,400	9,826,733	170,611	3.708
UnitedHealth Group	3.700	5/15/2027	Corp	A+	A2	91324PEG3	10,000,000	9,994,600	9,826,733	170,611	3.712
Discover Card ABS	3.320	5/17/2027	ABS	NR	Aaa	254683CS2	10,000,000	9,999,187	9,923,948	14,756	3.346
U.S. Treasury Note	2.625	5/31/2027	Tsy	AA+	Aaa	91282CET4	75,000,000	74,343,750	72,251,954	828,381	2.814
U.S. Treasury Note	2.625	5/31/2027	Tsy	AA+	Aaa	91282CET4	60,000,000	58,914,844	57,801,563	662,705	3.019
U.S. Treasury Note	0.500	5/31/2027	Tsy	AA+	Aaa	91282ZS2	40,000,000	39,986,215	36,464,062	84,153	0.507
IBRD Note	3.125	6/15/2027	Supra	AAA	Aaa	459058KJ1	20,000,000	19,989,600	19,477,653	236,111	3.136
U.S. Treasury Note	4.625	6/15/2027	Tsy	AA+	Aaa	91282CKV2	10,000,000	10,042,188	10,122,266	175,649	4.470
FFCB Note	0.760	6/24/2027	Agy	AA+	Aaa	3133ELN91	31,750,000	31,809,531	29,082,730	85,125	0.720
U.S. Treasury Note	3.250	6/30/2027	Tsy	AA+	Aaa	91282CEW7	25,000,000	25,233,398	24,452,149	273,777	3.047
U.S. Treasury Note	3.250	6/30/2027	Tsy	AA+	Aaa	91282CEW7	75,000,000	76,933,594	73,356,446	821,332	2.686
U.S. Treasury Note	0.500	6/30/2027	Tsy	AA+	Aaa	91282ZV5	25,000,000	25,020,227	22,726,563	42,120	0.483
U.S. Treasury Note	0.500	6/30/2027	Tsy	AA+	Aaa	91282ZV5	15,000,000	14,988,264	13,635,938	25,272	0.516
U.S. Treasury Note	0.500	6/30/2027	Tsy	AA+	Aaa	91282ZV5	5,000,000	5,025,683	4,545,313	8,424	0.393
U.S. Treasury Note	0.500	6/30/2027	Tsy	AA+	Aaa	91282ZV5	20,000,000	20,100,984	18,181,250	33,696	0.393
U.S. Treasury Note	0.500	6/30/2027	Tsy	AA+	Aaa	91282ZV5	25,000,000	25,123,900	22,726,563	42,120	0.393
U.S. Treasury Note	0.500	6/30/2027	Tsy	AA+	Aaa	91282ZV5	10,000,000	10,027,004	9,090,625	16,848	0.441
U.S. Treasury Note	0.500	6/30/2027	Tsy	AA+	Aaa	91282ZV5	15,000,000	15,040,459	13,635,938	25,272	0.441
U.S. Treasury Note	0.500	6/30/2027	Tsy	AA+	Aaa	91282ZV5	10,000,000	10,026,544	9,090,625	16,848	0.441
Discover Card ABS	3.560	7/15/2027	ABS	AAA	Aaa	254683CW3	10,000,000	9,998,759	9,918,818	15,822	3.592
IBM	4.150	7/27/2027	Corp	A-	A3	459200KT7	20,000,000	19,974,000	19,803,340	216,722	4.179
Honeywell	4.650	7/30/2027	Corp	A	A2	438516CX2	15,000,000	14,999,550	15,098,202	174,375	4.651
Intel	3.750	8/5/2027	Corp	BBB+	Baa1	458140BY5	10,000,000	9,989,600	9,700,259	89,583	3.773
Caterpillar	3.600	8/12/2027	Corp	A	A2	14913R3A3	10,000,000	9,995,500	9,817,603	79,000	3.610
U.S. Treasury Note	3.125	8/31/2027	Tsy	AA+	Aaa	91282CFH9	60,000,000	59,599,219	58,401,563	321,133	3.271
U.S. Treasury Note	0.500	8/31/2027	Tsy	AA+	Aaa	91282CAH4	25,000,000	25,042,025	22,591,797	21,409	0.464
U.S. Treasury Note	0.500	8/31/2027	Tsy	AA+	Aaa	91282CAH4	55,000,000	55,070,860	49,701,953	47,099	0.473
U.S. Treasury Note	0.500	8/31/2027	Tsy	AA+	Aaa	91282CAH4	35,000,000	35,067,666	31,628,516	29,972	0.459
Toyota ABS	5.300	9/15/2027	ABS	NR	Aaa	89239HAD0	19,000,000	18,998,125	19,101,019	44,756	5.363
Toyota ABS	4.630	9/15/2027	ABS	AAA	NR	891940AC2	10,000,000	9,999,995	9,999,715	20,578	4.675
Toyota	4.550	9/20/2027	Corp	A+	A1	89236TKJ3	10,000,000	9,990,300	10,022,773	51,819	4.572

\*MV w/o Accrued includes the Bank of New York Mellon accrued interest for treasury bills, discount notes, and commercial paper. Original Cost does not include accrued interest.

**Portfolio: Reserve 9218-2 (Cont.)**

Issuer	Coupon	Maturity	Type	S&P	Moody's	CUSIP	Par Value	Original Cost	MV w/o Accrued*	Accr Income	Yld Mat
U.S. Treasury Note	4.125	9/30/2027	Tsy	AA+	Aaa	91282CFM8	50,000,000	50,361,328	50,007,813	181,319	3.964
U.S. Treasury Note	4.125	10/31/2027	Tsy	AA+	Aaa	91282CFU0	20,000,000	19,861,719	19,998,438	2,279	4.280
U.S. Treasury Note	4.125	10/31/2027	Tsy	AA+	Aaa	91282CFU0	15,000,000	14,916,211	14,998,828	1,709	4.250
American Express	5.850	11/5/2027	Corp	BBB+	A2	025816DB2	10,000,000	9,992,800	10,349,230	286,000	5.867
Marsh & McLennan	4.550	11/8/2027	Corp	A-	A3	571748BY7	10,000,000	9,988,600	9,996,930	0	4.591
Mercedes ABS	4.510	11/15/2027	ABS	AAA	NR	58770AAC7	4,869,602	4,869,017	4,862,669	9,761	4.558
U.S. Treasury Note	3.875	11/30/2027	Tsy	AA+	Aaa	91282CFZ9	80,000,000	79,634,375	79,396,875	1,304,372	3.977
Amazon	4.550	12/1/2027	Corp	AA	A1	023135CP9	15,000,000	14,991,300	15,085,544	284,375	4.563
U.S. Treasury Note	3.875	12/31/2027	Tsy	AA+	Aaa	91282CGC9	50,000,000	49,687,500	49,617,188	652,853	4.014
U.S. Treasury Note	3.875	12/31/2027	Tsy	AA+	Aaa	91282CGC9	20,000,000	19,788,339	19,846,875	261,141	4.118
PACCAR	4.600	1/10/2028	Corp	A+	A1	69371RS31	15,000,000	14,974,800	15,061,592	212,750	4.638
IADB Note	4.000	1/12/2028	Supra	AAA	Aaa	4581X0EH7	10,000,000	9,959,700	9,941,449	121,111	4.090
U.S. Treasury Note	0.750	1/31/2028	Tsy	AA+	Aaa	91282CBJ9	65,000,000	64,966,765	58,332,422	123,200	0.760
U.S. Treasury Note	0.750	1/31/2028	Tsy	AA+	Aaa	91282CBJ9	10,000,000	9,887,152	8,974,219	18,954	0.978
IBM	4.500	2/6/2028	Corp	A-	A3	459200KX8	10,000,000	9,984,500	9,993,037	106,250	4.535
American Express	5.098	2/16/2028	Corp	BBB+	A2	025816DP1	10,000,000	10,000,000	10,079,112	106,208	5.098
U.S. Treasury Note	4.000	2/29/2028	Tsy	AA+	Aaa	91282CGP0	20,000,000	19,838,281	19,908,594	137,017	4.181
Colgate-Palmolive	4.600	3/1/2028	Corp	A+	Aa3	194162AR4	15,000,000	14,984,700	15,217,241	115,000	4.623
FHLB Note	4.500	3/10/2028	Agy	AA+	Aaa	3130ATS57	52,840,000	53,341,452	53,384,159	336,855	4.288
TVA Note	3.875	3/15/2028	Agy	AA+	Aaa	880591EZ1	10,000,000	9,918,700	9,902,267	49,514	4.058
U.S. Treasury Note	1.250	3/31/2028	Tsy	AA+	Aaa	91282CBS9	150,000,000	149,003,329	136,253,907	164,835	1.386
Morgan Stanley	5.652	4/13/2028	Corp	A-	A1	61747YFP5	10,000,000	10,000,000	10,199,678	28,260	5.652
Toyota ABS	5.160	4/17/2028	ABS	AAA	NR	89231FAD2	10,000,000	9,997,738	10,071,786	22,933	5.226
U.S. Treasury Note	3.500	4/30/2028	Tsy	AA+	Aaa	91282CHA2	10,000,000	9,992,188	9,790,234	967	3.517
U.S. Treasury Note	1.250	4/30/2028	Tsy	AA+	Aaa	91282CBZ3	75,000,000	74,757,162	67,974,610	2,590	1.316
U.S. Treasury Note	1.250	4/30/2028	Tsy	AA+	Aaa	91282CBZ3	15,000,000	14,951,511	13,594,922	518	1.316
U.S. Treasury Note	1.250	4/30/2028	Tsy	AA+	Aaa	91282CBZ3	10,000,000	9,968,110	9,063,281	345	1.316
U.S. Treasury Note	1.250	4/30/2028	Tsy	AA+	Aaa	91282CBZ3	50,000,000	50,160,358	45,316,407	1,727	1.184
Hershey	4.250	5/4/2028	Corp	A	A1	427866BH0	5,000,000	4,992,850	4,978,786	104,479	4.282
Apple	4.000	5/10/2028	Corp	AA+	Aaa	037833ET3	25,000,000	24,951,750	24,781,590	475,000	4.043
Florida Power & Light	4.400	5/15/2028	Corp	A+	Aa2	341081GN1	5,000,000	4,996,700	4,973,619	101,444	4.415
Lockheed Martin	4.450	5/15/2028	Corp	A-	A2	539830BZ1	5,000,000	4,991,000	4,994,248	102,597	4.491
U.S. Treasury Note	2.875	5/15/2028	Tsy	AA+	Aaa	9128284N7	15,000,000	14,998,048	14,371,875	199,219	2.878
U.S. Treasury Note	2.875	5/15/2028	Tsy	AA+	Aaa	9128284N7	50,000,000	49,541,758	47,906,250	664,063	3.076
Pfizer	4.450	5/19/2028	Corp	A	A2	716973AC6	5,000,000	4,994,000	4,981,595	100,125	4.477
FFCB Note	1.000	5/22/2028	Agy	AA+	Aaa	3133ELZX5	17,200,000	17,207,487	15,402,438	75,967	0.991

\*MV w/o Accrued includes the Bank of New York Mellon accrued interest for treasury bills, discount notes, and commercial paper. Original Cost does not include accrued interest.



**Portfolio: Reserve 9218-2 (Cont.)**

Issuer	Coupon	Maturity	Type	S&P	Moody's	CUSIP	Par Value	Original Cost	MV w/o Accrued*	Accr Income	Yld Mat
U.S. Treasury Note	3.625	5/31/2028	Tsy	AA+	Aaa	91282CHE4	30,000,000	29,807,813	29,477,344	457,582	3.767
U.S. Treasury Note	4.000	6/30/2028	Tsy	AA+	Aaa	91282CHK0	55,000,000	54,692,773	54,718,555	741,304	4.125
U.S. Treasury Note	1.250	6/30/2028	Tsy	AA+	Aaa	91282CCH2	95,000,000	95,175,067	85,685,547	400,136	1.212
U.S. Treasury Note	1.250	6/30/2028	Tsy	AA+	Aaa	91282CCH2	5,000,000	5,009,058	4,509,766	21,060	1.212
U.S. Treasury Note	1.250	6/30/2028	Tsy	AA+	Aaa	91282CCH2	45,000,000	45,562,862	40,587,891	189,538	0.989
U.S. Treasury Note	1.250	6/30/2028	Tsy	AA+	Aaa	91282CCH2	20,000,000	20,245,843	18,039,063	84,239	0.989
American Honda	5.125	7/7/2028	Corp	A-	A3	02665WEM9	10,000,000	9,995,600	10,145,118	162,292	5.135
Toyota	5.118	7/13/2028	Corp	A+	A1	892331AQ2	12,000,000	12,000,000	12,235,680	184,248	5.118
FFCB Note	0.820	7/14/2028	Agy	AA+	Aaa	3133ELU44	12,000,000	12,008,095	10,623,518	29,247	0.806
John Deere	4.950	7/14/2028	Corp	A	A1	24422EXB0	10,000,000	9,985,100	10,134,580	147,125	4.984
JPMorgan Chase & Co	4.979	7/22/2028	Corp	A-	A1	46647PEL6	10,000,000	10,000,000	10,047,713	136,923	4.979
U.S. Treasury Note	4.125	7/31/2028	Tsy	AA+	Aaa	91282CHQ7	85,000,000	84,893,750	84,887,110	886,090	4.153
U.S. Treasury Note	4.125	7/31/2028	Tsy	AA+	Aaa	91282CHQ7	20,000,000	19,899,219	19,973,438	208,492	4.238
PACCAR	4.950	8/10/2028	Corp	A+	A1	69371RS64	15,000,000	14,976,300	15,230,266	167,063	4.986
U.S. Treasury Note	4.375	8/31/2028	Tsy	AA+	Aaa	91282CHX2	100,000,000	100,531,250	100,730,469	749,309	4.256
U.S. Treasury Note	1.125	8/31/2028	Tsy	AA+	Aaa	91282CCV1	90,000,000	90,238,728	80,402,344	173,412	1.070
Philip Morris	5.250	9/7/2028	Corp	A-	A2	718172DC0	15,000,000	14,878,650	15,303,472	118,125	5.437
Unilever	4.875	9/8/2028	Corp	A+	A1	904764BS5	10,000,000	9,979,800	10,136,659	71,771	4.921
Intuit	5.125	9/15/2028	Corp	A-	A3	46124HAF3	15,000,000	14,969,250	15,323,097	98,229	5.172
Citibank	5.803	9/29/2028	Corp	A+	Aa3	17325FBB3	20,000,000	20,000,000	20,771,451	103,164	5.803
U.S. Treasury Note	1.250	9/30/2028	Tsy	AA+	Aaa	91282CCY5	20,000,000	19,915,428	17,913,281	21,978	1.336
U.S. Treasury Note	1.250	9/30/2028	Tsy	AA+	Aaa	91282CCY5	14,000,000	13,943,701	12,539,297	15,385	1.336
U.S. Treasury Note	4.875	10/31/2028	Tsy	AA+	Aaa	91282CJF9	80,000,000	80,268,750	82,068,750	10,773	4.799
U.S. Treasury Note	1.375	10/31/2028	Tsy	AA+	Aaa	91282CDF5	50,000,000	49,783,043	44,910,157	1,899	1.467
U.S. Treasury Note	3.125	11/15/2028	Tsy	AA+	Aaa	9128285M8	45,000,000	44,667,013	43,270,313	649,626	3.288
U.S. Treasury Note	5.250	11/15/2028	Tsy	AA+	Aaa	912810FF0	10,000,000	10,183,778	10,407,813	242,527	4.828
U.S. Treasury Note	4.375	11/30/2028	Tsy	AA+	Aaa	91282CJN2	105,000,000	105,385,547	105,808,008	1,932,889	4.293
U.S. Treasury Note	1.500	11/30/2028	Tsy	AA+	Aaa	91282CDL2	35,000,000	35,170,042	31,532,813	220,902	1.399
U.S. Treasury Note	1.500	11/30/2028	Tsy	AA+	Aaa	91282CDL2	10,000,000	10,047,812	9,009,375	63,115	1.399
U.S. Treasury Note	1.500	11/30/2028	Tsy	AA+	Aaa	91282CDL2	75,000,000	75,164,938	67,570,313	473,361	1.453
Mercedes	4.850	1/11/2029	Corp	A	A2	58769JAR8	12,000,000	11,985,720	11,976,954	177,833	4.877
Procter & Gamble	4.350	1/29/2029	Corp	AA-	Aa3	742718GF0	20,000,000	19,991,200	20,016,979	222,333	4.360
U.S. Treasury Note	1.750	1/31/2029	Tsy	AA+	Aaa	91282CDW8	50,000,000	50,002,843	45,328,125	221,128	1.749
Air Products & Chemicals	4.600	2/8/2029	Corp	A	A2	009158BH8	20,000,000	19,973,400	20,037,811	212,111	4.630
Philip Morris	4.875	2/13/2029	Corp	A-	A2	718172DG1	10,000,000	9,907,000	10,026,876	105,625	5.088
Bristol-Myers Squibb	4.900	2/22/2029	Corp	A	A2	110122EF1	10,000,000	9,979,000	10,129,114	93,917	4.948

\*MV w/o Accrued includes the Bank of New York Mellon accrued interest for treasury bills, discount notes, and commercial paper. Original Cost does not include accrued interest.

**Portfolio: Reserve 9218-2 (Cont.)**

Issuer	Coupon	Maturity	Type	S&P	Moody's	CUSIP	Par Value	Original Cost	MV w/o Accrued*	Accr Income	Yld Mat
Cisco	4.850	2/26/2029	Corp	AA-	A1	17275RBR2	10,000,000	9,996,500	10,124,177	87,569	4.858
U.S. Treasury Note	4.250	2/28/2029	Tsy	AA+	Aaa	91282CKD2	25,000,000	25,017,578	25,088,867	181,975	4.234
U.S. Treasury Note	1.875	2/28/2029	Tsy	AA+	Aaa	91282CEB3	25,000,000	25,038,272	22,750,977	80,283	1.843
U.S. Treasury Note	1.875	2/28/2029	Tsy	AA+	Aaa	91282CEB3	75,000,000	75,113,020	68,252,930	240,849	1.843
American Honda	4.900	3/13/2029	Corp	A-	A3	02665WFE6	10,000,000	9,995,600	10,051,932	65,333	4.910
U.S. Treasury Note	4.125	3/31/2029	Tsy	AA+	Aaa	91282CKG5	45,000,000	44,850,586	44,926,172	163,187	4.199
U.S. Treasury Note	2.375	3/31/2029	Tsy	AA+	Aaa	91282CEE7	50,000,000	49,943,240	46,414,063	104,396	2.399
Adobe	4.800	4/4/2029	Corp	A+	A1	00724PAF6	10,000,000	9,985,100	10,124,848	36,000	4.834
U.S. Treasury Note	4.625	4/30/2029	Tsy	AA+	Aaa	91282CKP5	40,000,000	39,885,938	40,757,812	5,111	4.690
U.S. Treasury Note	2.750	5/31/2029	Tsy	AA+	Aaa	91282CES6	15,000,000	14,917,779	14,116,992	173,566	2.863
U.S. Treasury Note	2.750	5/31/2029	Tsy	AA+	Aaa	91282CES6	25,000,000	24,628,329	23,528,320	289,276	3.058
U.S. Treasury Note	2.750	5/31/2029	Tsy	AA+	Aaa	91282CES6	40,000,000	39,414,007	37,645,312	462,842	3.058
U.S. Treasury Note	2.750	5/31/2029	Tsy	AA+	Aaa	91282CES6	25,000,000	24,640,149	23,528,320	289,276	3.057
U.S. Treasury Note	2.750	5/31/2029	Tsy	AA+	Aaa	91282CES6	20,000,000	19,716,925	18,822,656	231,421	3.057
U.S. Treasury Note	4.250	6/30/2029	Tsy	AA+	Aaa	91282CKX8	45,000,000	44,915,625	45,156,445	644,429	4.292
U.S. Treasury Note	4.250	6/30/2029	Tsy	AA+	Aaa	91282CKX8	80,000,000	80,815,625	80,278,125	1,145,652	4.019
U.S. Treasury Note	3.250	6/30/2029	Tsy	AA+	Aaa	91282CEV9	25,000,000	25,657,525	24,030,274	273,777	2.693
FFCB Note	1.000	7/9/2029	Agy	AA+	Aaa	3133ELS96	10,000,000	9,994,639	8,650,461	31,111	1.011
Eli Lilly	4.200	8/14/2029	Corp	A+	A1	532457CQ9	10,000,000	9,978,100	9,884,062	89,833	4.249
U.S. Treasury Note	1.625	8/15/2029	Tsy	AA+	Aaa	91282YB0	30,000,000	31,281,899	26,763,281	103,329	0.786
U.S. Treasury Note	1.625	8/15/2029	Tsy	AA+	Aaa	91282YB0	45,000,000	46,894,542	40,144,922	154,993	0.786
U.S. Treasury Note	1.625	8/15/2029	Tsy	AA+	Aaa	91282YB0	10,000,000	10,440,225	8,921,094	34,443	0.749
U.S. Treasury Note	1.625	8/15/2029	Tsy	AA+	Aaa	91282YB0	45,000,000	45,457,245	40,144,922	154,993	1.419
U.S. Treasury Note	1.625	8/15/2029	Tsy	AA+	Aaa	91282YB0	30,000,000	30,299,462	26,763,281	103,329	1.419
U.S. Treasury Note	3.625	8/31/2029	Tsy	AA+	Aaa	91282CLK5	15,000,000	15,054,492	14,658,984	93,128	3.545
U.S. Treasury Note	3.875	9/30/2029	Tsy	AA+	Aaa	91282CFL0	40,000,000	40,189,934	39,473,438	136,264	3.772
U.S. Treasury Note	4.000	10/31/2029	Tsy	AA+	Aaa	91282CFT3	75,000,000	74,545,555	74,422,852	8,287	4.130
U.S. Treasury Note	4.000	10/31/2029	Tsy	AA+	Aaa	91282CFT3	25,000,000	24,948,962	24,807,617	2,762	4.043
U.S. Treasury Note	4.000	10/31/2029	Tsy	AA+	Aaa	91282CFT3	10,000,000	9,878,865	9,923,047	1,105	4.263
U.S. Treasury Note	4.000	10/31/2029	Tsy	AA+	Aaa	91282CFT3	25,000,000	24,528,167	24,807,617	2,762	4.411
<b>Total</b>		<b>2.796</b>					<b>7,328,109,218</b>	<b>7,371,570,424</b>	<b>7,071,069,262</b>	<b>47,972,789</b>	<b>2.769</b>

\*MV w/o Accrued includes the Bank of New York Mellon accrued interest for treasury bills, discount notes, and commercial paper. Original Cost does not include accrued interest.

**Portfolio: Extended Reserve 9218-5**

**Date: 10/31/24**

Issuer	Coupon	Maturity	Type	S&P	Moody's	CUSIP	Par Value	Original Cost	MV w/o Accrued*	Accr Income	Yld Mat
Bk of New York Mellon - Sweep	4.710	11/1/2024	MMF	AAAm	Aaa-mf		344,184	344,184	344,184	1,383	4.775
U.S. Treasury Note	1.750	11/15/2029	Tsy	AA+	Aaa	912828YS3	88,000,000	87,814,375	78,584,687	711,413	1.773
U.S. Treasury Note	1.750	11/15/2029	Tsy	AA+	Aaa	912828YS3	31,000,000	33,591,406	27,683,242	250,611	0.790
U.S. Treasury Note	1.750	11/15/2029	Tsy	AA+	Aaa	912828YS3	50,000,000	51,238,281	44,650,391	404,212	1.438
U.S. Treasury Note	1.750	11/15/2029	Tsy	AA+	Aaa	912828YS3	30,000,000	31,539,844	26,790,234	242,527	1.100
U.S. Treasury Note	3.875	11/30/2029	Tsy	AA+	Aaa	91282CFY2	40,000,000	39,962,500	39,460,938	652,186	3.890
U.S. Treasury Note	3.875	11/30/2029	Tsy	AA+	Aaa	91282CFY2	30,000,000	30,171,094	29,595,703	489,139	3.755
U.S. Treasury Note	1.500	2/15/2030	Tsy	AA+	Aaa	912828Z94	1,000,000	1,048,203	873,594	3,179	0.990
U.S. Treasury Note	1.500	2/15/2030	Tsy	AA+	Aaa	912828Z94	5,000,000	5,388,672	4,367,969	15,897	0.684
U.S. Treasury Note	1.500	2/15/2030	Tsy	AA+	Aaa	912828Z94	4,000,000	4,343,438	3,494,375	12,717	0.602
U.S. Treasury Note	1.500	2/15/2030	Tsy	AA+	Aaa	912828Z94	15,000,000	16,081,641	13,103,906	47,690	0.738
U.S. Treasury Note	1.500	2/15/2030	Tsy	AA+	Aaa	912828Z94	9,000,000	9,738,281	7,862,344	28,614	0.638
U.S. Treasury Note	1.500	2/15/2030	Tsy	AA+	Aaa	912828Z94	11,000,000	11,959,922	9,609,531	34,973	0.582
U.S. Treasury Note	1.500	2/15/2030	Tsy	AA+	Aaa	912828Z94	10,000,000	10,734,766	8,735,938	31,793	0.720
U.S. Treasury Note	1.500	2/15/2030	Tsy	AA+	Aaa	912828Z94	10,000,000	10,442,969	8,735,938	31,793	0.986
U.S. Treasury Note	1.500	2/15/2030	Tsy	AA+	Aaa	912828Z94	65,000,000	65,076,172	56,783,594	206,658	1.486
U.S. Treasury Note	1.500	2/15/2030	Tsy	AA+	Aaa	912828Z94	20,000,000	20,228,906	17,471,875	63,587	1.359
U.S. Treasury Note	3.500	4/30/2030	Tsy	AA+	Aaa	91282CGZ8	20,000,000	20,017,188	19,332,813	1,934	3.486
FFCB Note	1.300	5/13/2030	Agy	AA+	Aaa	3133ELYY4	15,000,000	15,012,240	12,831,686	91,000	1.291
U.S. Treasury Note	0.625	5/15/2030	Tsy	AA+	Aaa	912828ZQ6	20,000,000	19,935,938	16,503,906	57,745	0.658
U.S. Treasury Note	0.625	5/15/2030	Tsy	AA+	Aaa	912828ZQ6	5,000,000	4,883,203	4,125,977	14,436	0.871
U.S. Treasury Note	0.625	5/15/2030	Tsy	AA+	Aaa	912828ZQ6	10,000,000	9,976,953	8,251,953	28,872	0.649
U.S. Treasury Note	0.625	5/15/2030	Tsy	AA+	Aaa	912828ZQ6	12,000,000	11,935,313	9,902,344	34,647	0.682
U.S. Treasury Note	3.750	6/30/2030	Tsy	AA+	Aaa	91282CHJ3	20,000,000	19,739,063	19,557,813	252,717	3.965
FNMA Note	0.875	8/5/2030	Agy	AA+	Aaa	3135G05Q2	10,000,000	9,924,800	8,281,560	20,903	0.954
FNMA Note	0.875	8/5/2030	Agy	AA+	Aaa	3135G05Q2	10,000,000	9,924,800	8,281,560	20,903	0.954
FNMA Note	0.875	8/5/2030	Agy	AA+	Aaa	3135G05Q2	20,000,000	19,783,800	16,563,120	41,806	0.989
U.S. Treasury Note	0.625	8/15/2030	Tsy	AA+	Aaa	91282CAE1	18,000,000	17,875,547	14,720,625	23,845	0.697
U.S. Treasury Note	0.625	8/15/2030	Tsy	AA+	Aaa	91282CAE1	5,000,000	4,968,359	4,089,063	6,624	0.691
U.S. Treasury Note	0.625	8/15/2030	Tsy	AA+	Aaa	91282CAE1	16,000,000	15,919,375	13,085,000	21,196	0.677
U.S. Treasury Note	0.625	8/15/2030	Tsy	AA+	Aaa	91282CAE1	20,000,000	19,889,063	16,356,250	26,495	0.683
U.S. Treasury Note	4.125	8/31/2030	Tsy	AA+	Aaa	91282CHW4	80,000,000	79,625,000	79,690,625	565,193	4.203
U.S. Treasury Note	4.125	8/31/2030	Tsy	AA+	Aaa	91282CHW4	40,000,000	40,192,188	39,845,312	282,597	4.035
U.S. Treasury Note	4.625	9/30/2030	Tsy	AA+	Aaa	91282CHZ7	25,000,000	24,854,492	25,549,805	101,648	4.724
U.S. Treasury Note	4.625	9/30/2030	Tsy	AA+	Aaa	91282CHZ7	40,000,000	41,284,375	40,879,688	162,637	4.031

\*MV w/o Accrued includes the Bank of New York Mellon accrued interest for treasury bills, discount notes, and commercial paper. Original Cost does not include accrued interest.

**Portfolio: Extended Reserve 9218-5 (Cont.)**

Issuer	Coupon	Maturity	Type	S&P	Moody's	CUSIP	Par Value	Original Cost	MV w/o Accrued*	Accr Income	Yld Mat
U.S. Treasury Note	4.875	10/31/2030	Tsy	AA+	Aaa	91282CJG7	20,000,000	20,011,719	20,705,469	2,693	4.865
U.S. Treasury Note	4.875	10/31/2030	Tsy	AA+	Aaa	91282CJG7	55,000,000	55,565,039	56,940,039	7,407	4.690
U.S. Treasury Note	0.875	11/15/2030	Tsy	AA+	Aaa	91282CAV3	50,000,000	50,136,719	41,271,485	202,106	0.846
U.S. Treasury Note	0.875	11/15/2030	Tsy	AA+	Aaa	91282CAV3	21,000,000	20,922,070	17,334,023	84,885	0.914
U.S. Treasury Note	4.375	11/30/2030	Tsy	AA+	Aaa	91282CJM4	100,000,000	100,070,313	100,882,813	1,840,847	4.363
U.S. Treasury Note	3.750	12/31/2030	Tsy	AA+	Aaa	91282CJQ5	15,000,000	14,875,781	14,626,758	189,538	3.886
U.S. Treasury Note	4.000	1/31/2031	Tsy	AA+	Aaa	91282CJX0	40,000,000	40,204,688	39,531,250	404,348	3.916
U.S. Treasury Note	1.125	2/15/2031	Tsy	AA+	Aaa	91282CBL4	61,000,000	58,950,781	50,818,242	145,455	1.489
U.S. Treasury Note	1.125	2/15/2031	Tsy	AA+	Aaa	91282CBL4	15,000,000	14,194,922	12,496,289	35,768	1.718
U.S. Treasury Note	1.125	2/15/2031	Tsy	AA+	Aaa	91282CBL4	5,000,000	4,772,461	4,165,430	11,923	1.630
U.S. Treasury Note	4.250	2/28/2031	Tsy	AA+	Aaa	91282CKC4	50,000,000	49,978,516	50,091,797	363,950	4.257
U.S. Treasury Note	4.625	4/30/2031	Tsy	AA+	Aaa	91282CKN0	30,000,000	29,905,078	30,679,688	3,833	4.679
U.S. Treasury Note	1.625	5/15/2031	Tsy	AA+	Aaa	91282CCB5	65,000,000	64,824,805	55,435,351	487,942	1.654
U.S. Treasury Note	1.625	5/15/2031	Tsy	AA+	Aaa	91282CCB5	25,000,000	25,079,102	21,321,289	187,670	1.590
U.S. Treasury Note	1.625	5/15/2031	Tsy	AA+	Aaa	91282CCB5	10,000,000	10,010,547	8,528,516	75,068	1.613
U.S. Treasury Note	1.625	5/15/2031	Tsy	AA+	Aaa	91282CCB5	15,000,000	15,545,508	12,792,773	112,602	1.229
U.S. Treasury Note	1.625	5/15/2031	Tsy	AA+	Aaa	91282CCB5	26,000,000	26,274,219	22,174,141	195,177	1.507
U.S. Treasury Note	1.625	5/15/2031	Tsy	AA+	Aaa	91282CCB5	10,000,000	10,101,172	8,528,516	75,068	1.509
FFCB Note	3.150	6/2/2031	Agy	AA+	Aaa	3133ENXY1	20,000,000	19,826,200	18,505,355	260,750	3.262
U.S. Treasury Note	1.250	8/15/2031	Tsy	AA+	Aaa	91282CCS8	60,000,000	59,798,438	49,546,875	158,967	1.286
U.S. Treasury Note	1.250	8/15/2031	Tsy	AA+	Aaa	91282CCS8	50,000,000	48,566,406	41,289,063	132,473	1.567
FFCB Note	1.400	8/25/2031	Agy	AA+	Aaa	3133EM3H3	14,750,000	14,743,215	12,092,548	37,858	1.405
TVA Note	1.500	9/15/2031	Agy	AA+	Aaa	880591EX6	10,000,000	9,998,200	8,325,483	19,167	1.502
U.S. Treasury Note	3.625	9/30/2031	Tsy	AA+	Aaa	91282CLM1	50,000,000	49,966,797	48,210,938	159,341	3.636
U.S. Treasury Note	4.125	10/31/2031	Tsy	AA+	Aaa	91282CLU3	40,000,000	39,692,188	39,768,750	4,558	4.253
U.S. Treasury Note	1.375	11/15/2031	Tsy	AA+	Aaa	91282CDJ7	52,000,000	51,540,938	43,009,688	330,299	1.471
U.S. Treasury Note	1.375	11/15/2031	Tsy	AA+	Aaa	91282CDJ7	35,000,000	33,718,945	28,948,828	222,317	1.784
U.S. Treasury Note	1.875	2/15/2032	Tsy	AA+	Aaa	91282CDY4	15,000,000	15,003,516	12,788,086	59,613	1.872
U.S. Treasury Note	2.875	5/15/2032	Tsy	AA+	Aaa	91282CEP2	40,000,000	39,473,438	36,481,250	531,250	3.029
U.S. Treasury Note	2.875	5/15/2032	Tsy	AA+	Aaa	91282CEP2	25,000,000	25,505,859	22,800,781	332,031	2.639
U.S. Treasury Note	2.875	5/15/2032	Tsy	AA+	Aaa	91282CEP2	15,000,000	15,311,719	13,680,469	199,219	2.632
U.S. Treasury Note	2.750	8/15/2032	Tsy	AA+	Aaa	91282CFF3	30,000,000	29,055,469	27,033,984	174,864	3.120
U.S. Treasury Note	2.750	8/15/2032	Tsy	AA+	Aaa	91282CFF3	35,000,000	32,180,859	31,539,648	204,008	3.733
U.S. Treasury Note	2.750	8/15/2032	Tsy	AA+	Aaa	91282CFF3	20,000,000	17,919,531	18,022,656	116,576	4.047
FFCB Note	3.500	9/1/2032	Agy	AA+	Aaa	3133ENJ92	10,000,000	9,921,300	9,368,472	58,333	3.594
U.S. Treasury Note	4.125	11/15/2032	Tsy	AA+	Aaa	91282CFV8	25,000,000	25,722,656	24,810,547	476,393	3.774

\*MV w/o Accrued includes the Bank of New York Mellon accrued interest for treasury bills, discount notes, and commercial paper. Original Cost does not include accrued interest.

**Portfolio: Extended Reserve 9218-5 (Cont.)**

Issuer	Coupon	Maturity	Type	S&P	Moody's	CUSIP	Par Value	Original Cost	MV w/o Accrued*	Accr Income	Yld Mat
U.S. Treasury Note	4.125	11/15/2032	Tsy	AA+	Aaa	91282CFV8	45,000,000	45,894,727	44,658,985	857,507	3.880
U.S. Treasury Note	4.125	11/15/2032	Tsy	AA+	Aaa	91282CFV8	35,000,000	36,673,438	34,734,766	666,950	3.542
U.S. Treasury Note	4.125	11/15/2032	Tsy	AA+	Aaa	91282CFV8	15,000,000	15,205,078	14,886,328	285,836	3.953
U.S. Treasury Note	4.125	11/15/2032	Tsy	AA+	Aaa	91282CFV8	10,000,000	10,217,969	9,924,219	190,557	3.845
U.S. Treasury Note	4.125	11/15/2032	Tsy	AA+	Aaa	91282CFV8	25,000,000	25,323,242	24,810,547	476,393	3.957
U.S. Treasury Note	3.500	2/15/2033	Tsy	AA+	Aaa	91282CGM7	20,000,000	19,949,219	18,945,313	148,370	3.530
U.S. Treasury Note	3.500	2/15/2033	Tsy	AA+	Aaa	91282CGM7	40,000,000	40,203,125	37,890,625	296,739	3.438
U.S. Treasury Note	3.500	2/15/2033	Tsy	AA+	Aaa	91282CGM7	35,000,000	34,526,953	33,154,297	259,647	3.666
FFCB Note	4.500	8/8/2033	Agy	AA+	Aaa	3133EPSE6	12,000,000	11,926,320	11,938,983	124,500	4.577
FFCB Note	4.500	8/8/2033	Agy	AA+	Aaa	3133EPSE6	13,000,000	12,916,150	12,933,898	134,875	4.581
U.S. Treasury Note	3.875	8/15/2033	Tsy	AA+	Aaa	91282CHT1	25,000,000	24,554,688	24,274,414	205,333	4.094
U.S. Treasury Note	3.875	8/15/2033	Tsy	AA+	Aaa	91282CHT1	100,000,000	94,593,750	97,097,656	821,332	4.561
U.S. Treasury Note	3.875	8/15/2033	Tsy	AA+	Aaa	91282CHT1	35,000,000	32,359,961	33,984,180	287,466	4.851
U.S. Treasury Note	4.500	11/15/2033	Tsy	AA+	Aaa	91282CJJ1	25,000,000	25,315,430	25,416,016	519,701	4.342
U.S. Treasury Note	4.500	11/15/2033	Tsy	AA+	Aaa	91282CJJ1	5,000,000	5,252,734	5,083,203	103,940	3.878
U.S. Treasury Note	4.500	11/15/2033	Tsy	AA+	Aaa	91282CJJ1	5,000,000	5,219,922	5,083,203	103,940	3.953
U.S. Treasury Note	4.500	11/15/2033	Tsy	AA+	Aaa	91282CJJ1	10,000,000	9,869,922	10,166,406	207,880	4.670
U.S. Treasury Note	4.000	2/15/2034	Tsy	AA+	Aaa	91282CJZ5	50,000,000	49,060,547	48,921,875	423,913	4.233
U.S. Treasury Note	4.000	2/15/2034	Tsy	AA+	Aaa	91282CJZ5	55,000,000	54,067,578	53,814,063	466,304	4.211
FHLB Note	4.375	3/10/2034	Agy	AA+	Aaa	3130AYW85	25,000,000	24,789,000	24,664,735	154,948	4.480
U.S. Treasury Note	4.375	5/15/2034	Tsy	AA+	Aaa	91282CKQ3	38,000,000	37,605,156	38,267,188	768,003	4.505
U.S. Treasury Note	4.375	5/15/2034	Tsy	AA+	Aaa	91282CKQ3	65,000,000	65,396,094	65,457,031	1,313,689	4.298
TVA Note	4.375	8/1/2034	Agy	AA+	Aaa	880591FB3	10,000,000	10,036,100	9,839,390	94,792	4.330
TVA Note	4.375	8/1/2034	Agy	AA+	Aaa	880591FB3	7,000,000	6,937,630	6,887,573	66,354	4.487
U.S. Treasury Note	3.875	8/15/2034	Tsy	AA+	Aaa	91282CLF6	40,000,000	40,000,000	38,700,000	328,533	3.875
U.S. Treasury Note	4.250	11/15/2034	Tsy	AA+	Aaa	91282CLW9	65,000,000	64,670,206	64,829,700	0	4.313
<b>Total</b>		<b>7.045</b>					<b>2,775,094,184</b>	<b>2,767,380,395</b>	<b>2,586,909,419</b>	<b>22,195,365</b>	<b>3.123</b>

**Portfolio: Wastewater 208**

**Date: 10/31/24**

Issuer	Coupon	Maturity	Type	S&P	Moody's	CUSIP	Par Value	Original Cost	MV w/o Accrued*	Accr Income	Yld Mat
Bk of New York Mellon - Sweep	4.710	11/1/2024	MMF	AAAm	Aaa-mf		851	851	851	5	4.775
Komatsu	0.000	11/5/2024	CP	A-1	P-1	50045VL50	10,635,000	10,489,625	10,627,899	0	5.399
Komatsu	0.000	11/5/2024	CP	A-1	P-1	50045VL50	6,611,000	6,524,938	6,606,586	0	5.364

\*MV w/o Accrued includes the Bank of New York Mellon accrued interest for treasury bills, discount notes, and commercial paper. Original Cost does not include accrued interest.

**Portfolio: Wastewater 208 (Cont.)**

Issuer	Coupon	Maturity	Type	S&P	Moody's	CUSIP	Par Value	Original Cost	MV w/o Accrued*	Accr Income	Yld Mat
Toyota	0.000	11/12/2024	CP	A-1+	P-1	89233GLC8	11,671,000	11,519,361	11,652,324	0	5.353
FNMA DN	0.000	11/19/2024	Agy	A-1+	P-1	313588Q24	13,378,000	13,200,340	13,346,294	0	5.188
U.S. Treasury Bill	0.000	11/21/2024	Tsy	A-1+	P-1	912797LE5	13,369,000	13,199,186	13,334,642	0	5.232
FHLB DN	0.000	11/26/2024	Agy	A-1+	P-1	313384Q93	17,616,000	17,422,576	17,558,748	0	5.072
FNMA DN	0.000	11/26/2024	Agy	A-1+	P-1	313588Q99	12,800,000	12,561,900	12,758,400	0	5.274
U.S. Treasury Bill	0.000	11/26/2024	Tsy	A-1+	P-1	912797MD6	14,144,000	14,010,829	14,098,739	0	4.954
U.S. Treasury Bill	0.000	11/26/2024	Tsy	A-1+	P-1	912797MD6	24,500,000	24,376,024	24,421,600	0	4.826
Toyota	0.000	12/2/2024	CP	A-1+	P-1	89233GM29	17,017,000	16,621,166	16,945,503	0	5.578
FHLB DN	0.000	12/2/2024	Agy	A-1+	P-1	313384R76	14,559,000	14,204,246	14,501,346	0	5.374
FNMA DN	0.000	12/2/2024	Agy	A-1+	P-1	313588R72	43,548,000	42,407,798	43,375,550	0	5.376
BNP Paribas	0.000	12/3/2024	CP	A-1	P-1	09659BM31	13,909,000	13,745,125	13,849,241	0	5.191
U.S. Treasury Bill	0.000	12/3/2024	Tsy	A-1+	P-1	912797ME4	2,470,000	2,439,274	2,459,947	0	5.123
BNP Paribas	0.000	12/10/2024	CP	A-1	P-1	09659BMA5	10,999,000	10,860,263	10,941,862	0	5.195
FHLB DN	0.000	12/17/2024	Agy	A-1+	P-1	313384T66	13,372,000	13,199,769	13,294,175	0	5.030
FHLB DN	0.000	12/23/2024	Agy	A-1+	P-1	313384U49	3,161,000	3,121,353	3,140,232	0	4.846
FHLB DN	0.000	12/23/2024	Agy	A-1+	P-1	313384U49	8,900,000	8,799,541	8,841,527	0	4.694
FHLB DN	0.000	1/7/2025	Agy	A-1+	P-1	313385AG1	8,212,000	8,113,675	8,143,676	0	4.672
U.S. Treasury Bill	0.000	1/7/2025	Tsy	A-1+	P-1	912797MW4	3,423,000	3,381,632	3,394,555	0	4.620
John Deere	0.000	1/14/2025	CP	A-1	P-1	24422LNE9	6,118,000	6,048,907	6,058,859	0	4.803
Sumitomo Mitsui	0.000	1/14/2025	CP	A-1	P-1	86563GNE8	11,354,000	11,220,256	11,243,334	0	4.847
FHLMC DN	0.000	1/14/2025	Agy	A-1+	P-1	313397AP6	10,680,000	10,561,713	10,581,958	0	4.657
John Deere	0.000	1/17/2025	CP	A-1	P-1	24422CNH2	10,678,000	10,560,764	10,570,049	0	4.833
FHLB DN	0.000	1/24/2025	Agy	A-1+	P-1	313385AZ9	6,046,000	5,767,239	5,983,122	0	4.856
U.S. Treasury Bill	0.000	1/28/2025	Tsy	A-1+	P-1	912797MZ7	12,243,000	12,104,194	12,109,674	0	4.664
U.S. Treasury Note	2.000	2/15/2025	Tsy	AA+	Aaa	912828J27	14,700,000	14,949,785	14,590,899	62,315	1.792
FHLB DN	0.000	5/15/2025	Agy	A-1+	P-1	313385FQ4	15,850,000	15,442,622	15,486,718	0	4.442
FHLB DN	0.000	5/28/2025	Agy	A-1+	P-1	313385GD2	12,314,000	11,906,304	12,013,046	0	4.590
FFCB DN	0.000	6/2/2025	Agy	A-1+	P-1	313313GJ1	15,000,000	14,475,667	14,631,750	0	4.648
FHLB DN	0.000	6/2/2025	Agy	A-1+	P-1	313385GJ9	11,563,000	11,073,484	11,279,128	0	4.965
FHLB DN	0.000	6/2/2025	Agy	A-1+	P-1	313385GJ9	11,534,000	11,072,678	11,250,840	0	4.893
FHLB DN	0.000	6/2/2025	Agy	A-1+	P-1	313385GJ9	342,000	330,195	333,604	0	4.589
FHLB DN	0.000	6/2/2025	Agy	A-1+	P-1	313385GJ9	14,249,000	13,878,289	13,899,187	0	4.415
U.S. Treasury Note	4.625	3/15/2026	Tsy	AA+	Aaa	91282CGR6	4,789,000	4,888,147	4,812,571	28,757	3.876
U.S. Treasury Note	1.125	2/29/2028	Tsy	AA+	Aaa	91282CBP5	6,156,000	6,160,809	5,580,799	11,861	1.113
U.S. Treasury Note	1.500	2/15/2030	Tsy	AA+	Aaa	912828Z94	6,512,000	6,258,897	5,688,843	20,704	2.029
<b>Total</b>		<b>0.324</b>					<b>434,422,851</b>	<b>426,899,422</b>	<b>429,408,078</b>	<b>123,642</b>	<b>4.798</b>

\*MV w/o Accrued includes the Bank of New York Mellon accrued interest for treasury bills, discount notes, and commercial paper. Original Cost does not include accrued interest.

**Portfolio: LA MICLA 2016 STLIG 26U**

**Date: 10/31/24**

Issuer	Coupon	Maturity	Type	S&P	Moody's	CUSIP	Par Value	Original Cost	MV w/o Accrued*	Accr Income	Yld Mat
Bk of New York Mellon - Sweep	4.710	11/1/2024	MMF	AAAm	Aaa-mf		132,650	132,650	132,650	533	4.775
Total		<b>0.003</b>					<b>132,650</b>	<b>132,650</b>	<b>132,650</b>	<b>533</b>	<b>4.775</b>

**Portfolio: LA MICLA 2017 STLIG 26Y**

**Date: 10/31/24**

Issuer	Coupon	Maturity	Type	S&P	Moody's	CUSIP	Par Value	Original Cost	MV w/o Accrued*	Accr Income	Yld Mat
Bk of New York Mellon - Sweep	4.710	11/1/2024	MMF	AAAm	Aaa-mf		3,922,238	3,922,238	3,922,238	15,763	4.775
Total		<b>0.003</b>					<b>3,922,238</b>	<b>3,922,238</b>	<b>3,922,238</b>	<b>15,763</b>	<b>4.775</b>

**Portfolio: Batiquitos LT 72W**

**Date: 10/31/24**

Issuer	Coupon	Maturity	Type	S&P	Moody's	CUSIP	Par Value	Original Cost	MV w/o Accrued*	Accr Income	Yld Mat
Bk of New York Mellon - Sweep	4.710	11/1/2024	MMF	AAAm	Aaa-mf		239,558	239,558	239,558	750	4.775
U.S. Treasury Note	0.750	3/31/2026	Tsy	AA+	Aaa	91282CBT7	286,000	285,084	272,426	189	0.816
FNMA Note	2.125	4/24/2026	Agy	AA+	Aaa	3135G0K36	6,342,000	6,025,369	6,156,351	2,620	2.732
FNMA Note	2.125	4/24/2026	Agy	AA+	Aaa	3135G0K36	70,000	67,642	67,951	29	2.546
FNMA Note	2.125	4/24/2026	Agy	AA+	Aaa	3135G0K36	71,000	68,672	68,922	29	2.557
FNMA Note	2.125	4/24/2026	Agy	AA+	Aaa	3135G0K36	74,000	68,751	71,834	31	3.135
FNMA Note	2.125	4/24/2026	Agy	AA+	Aaa	3135G0K36	75,000	69,725	72,805	31	3.187
FNMA Note	2.125	4/24/2026	Agy	AA+	Aaa	3135G0K36	72,000	70,128	69,892	30	2.533
U.S. Treasury Note	4.625	9/15/2026	Tsy	AA+	Aaa	91282CHY0	300,000	298,418	302,379	1,801	4.818
Total		<b>1.445</b>					<b>7,529,558</b>	<b>7,193,348</b>	<b>7,322,118</b>	<b>5,510</b>	<b>2.817</b>

**Portfolio: Harbor Emergency FD 751**

**Date: 10/31/24**

Issuer	Coupon	Maturity	Type	S&P	Moody's	CUSIP	Par Value	Original Cost	MV w/o Accrued*	Accr Income	Yld Mat
Bk of New York Mellon - Sweep	4.710	11/1/2024	MMF	AAAm	Aaa-mf		86,949	86,949	86,949	349	4.775
U.S. Treasury Note	4.500	11/30/2024	Tsy	AA+	Aaa	91282CFX4	25,000,000	24,834,961	24,995,135	473,361	5.186
U.S. Treasury Note	4.875	11/30/2025	Tsy	AA+	Aaa	91282CJL6	10,300,000	10,344,258	10,358,340	211,277	4.648

\*MV w/o Accrued includes the Bank of New York Mellon accrued interest for treasury bills, discount notes, and commercial paper. Original Cost does not include accrued interest.

**Portfolio: Harbor Emergency FD 751 (Cont.)**

Issuer	Coupon	Maturity	Type	S&P	Moody's	CUSIP	Par Value	Original Cost	MV w/o Accrued*	Accr Income	Yld Mat
U.S. Treasury Note	4.875	5/31/2026	Tsy	AA+	Aaa	91282CKS9	15,320,000	15,300,252	15,470,208	314,248	4.943
U.S. Treasury Note	4.875	5/31/2026	Tsy	AA+	Aaa	91282CKS9	812,000	811,778	819,961	16,656	4.889
U.S. Treasury Note	4.000	1/31/2029	Tsy	AA+	Aaa	91282CJW2	3,500,000	3,455,430	3,477,305	35,380	4.288
U.S. Treasury Note	4.000	1/31/2029	Tsy	AA+	Aaa	91282CJW2	177,000	174,732	175,852	1,789	4.290
<b>Total</b>		<b>0.985</b>					<b>55,195,949</b>	<b>55,008,359</b>	<b>55,383,750</b>	<b>1,053,061</b>	<b>4.953</b>

**Portfolio: Harbor Foods Restoration 70L**

**Date: 10/31/24**

Issuer	Coupon	Maturity	Type	S&P	Moody's	CUSIP	Par Value	Original Cost	MV w/o Accrued*	Accr Income	Yld Mat
Bk of New York Mellon - Sweep	4.710	11/1/2024	MMF	AAAm	Aaa-mf		856	856	856	4	4.775
U.S. Treasury Note	4.875	5/31/2026	Tsy	AA+	Aaa	91282CKS9	648,000	648,582	654,353	13,292	4.827
<b>Total</b>		<b>1.579</b>					<b>648,856</b>	<b>649,439</b>	<b>655,210</b>	<b>13,296</b>	<b>4.827</b>

**Portfolio: City of LA DWP PRB 2010C J7D**

**Date: 10/31/24**

Issuer	Coupon	Maturity	Type	S&P	Moody's	CUSIP	Par Value	Original Cost	MV w/o Accrued*	Accr Income	Yld Mat
Bk of New York Mellon - Sweep	4.710	11/1/2024	MMF	AAAm	Aaa-mf		1,516	1,516	1,516	2,683	4.775
U.S. Treasury Note	4.250	5/31/2025	Tsy	AA+	Aaa	91282CHD6	6,037,000	5,987,949	6,029,984	107,957	4.688
U.S. Treasury Note	0.750	3/31/2026	Tsy	AA+	Aaa	91282CBT7	504,000	502,425	480,080	332	0.815
FNMA Note	2.125	4/24/2026	Agy	AA+	Aaa	3135G0K36	10,720,000	9,978,262	10,406,195	4,429	2.978
FNMA Note	2.125	4/24/2026	Agy	AA+	Aaa	3135G0K36	118,000	113,965	114,546	49	2.553
FNMA Note	2.125	4/24/2026	Agy	AA+	Aaa	3135G0K36	5,024,000	4,963,586	4,876,933	2,076	2.279
FNMA Note	2.125	4/24/2026	Agy	AA+	Aaa	3135G0K36	174,000	168,921	168,907	72	2.509
FNMA Note	2.125	4/24/2026	Agy	AA+	Aaa	3135G0K36	5,126,000	4,983,343	4,975,947	2,118	2.496
FNMA Note	2.125	4/24/2026	Agy	AA+	Aaa	3135G0K36	242,000	224,979	234,916	100	3.126
FNMA Note	2.125	4/24/2026	Agy	AA+	Aaa	3135G0K36	5,315,000	4,977,179	5,159,415	2,196	3.041
FNMA Note	2.125	4/24/2026	Agy	AA+	Aaa	3135G0K36	7,000	6,555	6,795	3	3.041
FNMA Note	2.125	4/24/2026	Agy	AA+	Aaa	3135G0K36	305,000	283,549	296,072	126	3.187
FNMA Note	2.125	4/24/2026	Agy	AA+	Aaa	3135G0K36	5,288,000	4,983,914	5,133,205	2,185	3.002
FNMA Note	2.125	4/24/2026	Agy	AA+	Aaa	3135G0K36	354,000	344,796	343,637	146	2.533
FNMA Note	2.125	4/24/2026	Agy	AA+	Aaa	3135G0K36	4,962,000	4,984,061	4,816,748	2,050	2.055
U.S. Treasury Note	4.625	9/15/2026	Tsy	AA+	Aaa	91282CHY0	1,000,000	992,656	1,007,930	6,005	4.895

\*MV w/o Accrued includes the Bank of New York Mellon accrued interest for treasury bills, discount notes, and commercial paper. Original Cost does not include accrued interest.



**Portfolio: City of LA DWP PRB 2010C J7D (Cont.)**

Issuer	Coupon	Maturity	Type	S&P	Moody's	CUSIP	Par Value	Original Cost	MV w/o Accrued*	Accr Income	Yld Mat
FNMA Note	1.875	9/24/2026	Agy	AA+	Aaa	3135G0Q22	5,300,000	5,300,954	5,082,845	10,214	1.872
FNMA Note	1.875	9/24/2026	Agy	AA+	Aaa	3135G0Q22	5,547,000	5,965,688	5,319,725	10,690	0.574
U.S. Treasury Note	1.125	2/28/2027	Tsy	AA+	Aaa	912828ZB9	4,940,000	4,990,365	4,612,339	9,518	0.941
U.S. Treasury Note	4.250	3/15/2027	Tsy	AA+	Aaa	91282CKE0	1,449,000	1,439,095	1,452,792	7,996	4.499
U.S. Treasury Note	0.500	5/31/2027	Tsy	AA+	Aaa	912828ZS2	5,025,000	5,001,249	4,580,798	10,572	0.575
U.S. Treasury Note	0.500	5/31/2027	Tsy	AA+	Aaa	912828ZS2	5,672,000	5,432,491	5,170,604	11,933	1.304
U.S. Treasury Note	2.625	5/31/2027	Tsy	AA+	Aaa	91282CET4	6,000,000	5,769,141	5,780,156	66,270	3.476
U.S. Treasury Note	2.625	5/31/2027	Tsy	AA+	Aaa	91282CET4	840,000	779,723	809,222	9,278	4.363
U.S. Treasury Note	2.625	5/31/2027	Tsy	AA+	Aaa	91282CET4	5,743,000	5,492,865	5,532,573	63,432	3.693
U.S. Treasury Note	2.625	5/31/2027	Tsy	AA+	Aaa	91282CET4	1,327,000	1,281,799	1,278,378	14,657	4.016
U.S. Treasury Note	4.625	6/15/2027	Tsy	AA+	Aaa	91282CKV2	5,500,000	5,525,352	5,567,246	96,607	4.458
<b>Total</b>		<b>1.887</b>					<b>92,520,516</b>	<b>90,476,379</b>	<b>89,239,503</b>	<b>443,693</b>	<b>2.681</b>

**Portfolio: City of LA DWP PWRB 2024D J9K**

**Date: 10/31/24**

Issuer	Coupon	Maturity	Type	S&P	Moody's	CUSIP	Par Value	Original Cost	MV w/o Accrued*	Accr Income	Yld Mat
Bk of New York Mellon - Sweep	4.710	11/1/2024	MMF	AAAm	Aaa-mf		45,196	45,196	45,196	12,179	4.775
U.S. Treasury Bill	0.000	11/29/2024	Tsy	A-1+	P-1	912797HP5	60,670,000	60,419,072	60,452,801	0	4.803
<b>Total</b>		<b>0.079</b>					<b>60,715,196</b>	<b>60,464,268</b>	<b>60,497,997</b>	<b>12,179</b>	<b>4.803</b>

**Portfolio: LA City MICLA19 ST LGT FIN 27F**

**Date: 10/31/24**

Issuer	Coupon	Maturity	Type	S&P	Moody's	CUSIP	Par Value	Original Cost	MV w/o Accrued*	Accr Income	Yld Mat
Bk of New York Mellon - Sweep	4.710	11/1/2024	MMF	AAAm	Aaa-mf		5,267,549	5,267,549	5,267,549	21,234	4.775
<b>Total</b>		<b>0.003</b>					<b>5,267,549</b>	<b>5,267,549</b>	<b>5,267,549</b>	<b>21,234</b>	<b>4.775</b>

\*MV w/o Accrued includes the Bank of New York Mellon accrued interest for treasury bills, discount notes, and commercial paper. Original Cost does not include accrued interest.

**Portfolio: LA City MICLA20 STLGTS FIN 27J**

**Date: 10/31/24**

Issuer	Coupon	Maturity	Type	S&P	Moody's	CUSIP	Par Value	Original Cost	MV w/o Accrued*	Accr Income	Yld Mat
Bk of New York Mellon - Sweep	4.710	11/1/2024	MMF	AAAm	Aaa-mf		3,991,471	3,991,471	3,991,471	16,041	4.775
Total		<b>0.003</b>					<b>3,991,471</b>	<b>3,991,471</b>	<b>3,991,471</b>	<b>16,041</b>	<b>4.775</b>

**Portfolio: City of LA TRAN NOTE PROCEED FD 121**

**Date: 10/31/24**

Issuer	Coupon	Maturity	Type	S&P	Moody's	CUSIP	Par Value	Original Cost	MV w/o Accrued*	Accr Income	Yld Mat
Bk of New York Mellon - Sweep	4.800	11/1/2024	MMF	AAAm	Aaa-mf		519	519	519	2	4.867
Total		<b>0.003</b>					<b>519</b>	<b>519</b>	<b>519</b>	<b>2</b>	<b>4.867</b>

**Portfolio: COL SLD WAS RES RB 2023 FD 66W**

**Date: 10/31/24**

Issuer	Coupon	Maturity	Type	S&P	Moody's	CUSIP	Par Value	Original Cost	MV w/o Accrued*	Accr Income	Yld Mat
Bk of New York Mellon - Sweep	4.710	11/1/2024	MMF	AAAm	Aaa-mf		585,993	585,993	585,993	19,137	4.775
FHLB Note	5.250	12/27/2024	Agy	AA+	Aaa	3130AWRJ1	16,155,000	16,155,000	16,171,834	219,102	5.253
FHLB Note	5.110	3/28/2025	Agy	AA+	Aaa	3130AWRK8	20,030,000	20,030,000	20,110,194	93,824	5.114
U.S. Treasury Note	4.625	6/30/2025	Tsy	AA+	Aaa	91282CHL8	17,515,000	17,411,005	17,539,630	272,958	4.950
FHLB Note	4.880	9/26/2025	Agy	AA+	Aaa	3130AWRM4	19,010,000	19,010,000	19,098,521	239,653	4.883
FHLB Note	4.750	12/26/2025	Agy	AA+	Aaa	3130AWRL6	21,250,000	21,250,000	21,422,306	260,755	4.752
U.S. Treasury Note	4.625	3/15/2026	Tsy	AA+	Aaa	91282CGR6	18,390,000	18,384,971	18,480,513	110,429	4.634
U.S. Treasury Note	4.125	6/15/2026	Tsy	AA+	Aaa	91282CHH7	16,860,000	16,663,080	16,836,949	264,128	4.560
Total		<b>0.898</b>					<b>129,795,993</b>	<b>129,490,050</b>	<b>130,245,942</b>	<b>1,479,987</b>	<b>4.875</b>

\*MV w/o Accrued includes the Bank of New York Mellon accrued interest for treasury bills, discount notes, and commercial paper. Original Cost does not include accrued interest.

Portfolio: City of LA DWP WRB 2024A M3L  
Date: 10/31/24

Issuer	Coupon	Maturity	Type	S&P	Moody's	CUSIP	Par Value	Original Cost	MV w/o Accrued*	Accr Income	Yld Mat
Bk of New York Mellon - Sweep	4.710	11/1/2024	MMF	AAAm	Aaa-mf		845	845	845	106	4.775
FHLB DN	0.000	11/27/2024	Agy	A-1+	P-1	313384R27	40,931,000	40,599,186	40,793,063	0	4.726
FHLB DN	0.000	11/27/2024	Agy	A-1+	P-1	313384R27	28,006,000	27,783,982	27,911,620	0	4.694
U.S. Treasury Bill	0.000	12/26/2024	Tsy	A-1+	P-1	912796ZV4	36,968,000	36,695,453	36,709,963	0	4.739
Total		0.102					105,905,845	105,079,466	105,415,490	106	4.722

\*MV w/o Accrued includes the Bank of New York Mellon accrued interest for treasury bills, discount notes, and commercial paper. Original Cost does not include accrued interest.

**MONTHLY TRANSACTIONS**

**Portfolio: Reserve 9218-2**

<b>Issuer</b>	<b>Side</b>	<b>Type</b>	<b>CUSIP</b>	<b>Trade Date</b>	<b>Settlement Date</b>	<b>Maturity Date</b>	<b>Par Value</b>
FHLB Note	Buy	Agy	3130B3A29	10/10/2024	10/11/2024	10/9/2026	15,000,000
Marsh & McLennan	Buy	Corp	571748BY7	10/30/2024	11/8/2024	11/8/2027	10,000,000
American Honda	Transfer Out	Corp	02665WEQ0	10/31/2024	10/31/2024	10/3/2025	15,000,000
FFCB Note	Transfer Out	Agy	3133EPYK5	10/31/2024	10/31/2024	10/10/2025	20,000,000
U.S. Treasury Note	Transfer Out	Tsy	91282CFP1	10/31/2024	10/31/2024	10/15/2025	50,000,000
UnitedHealth Group	Transfer Out	Corp	91324PEN8	10/31/2024	10/31/2024	10/15/2025	7,000,000
IBRD Note	Transfer Out	Supra	459058JL8	10/31/2024	10/31/2024	10/28/2025	25,000,000
Procter & Gamble	Transfer Out	Corp	742718FL8	10/31/2024	10/31/2024	10/29/2025	15,000,000
U.S. Treasury Note	Transfer Out	Tsy	91282CJB8	10/31/2024	10/31/2024	9/30/2025	75,000,000
U.S. Treasury Note	Transfer Out	Tsy	91282CJE2	10/31/2024	10/31/2024	10/31/2025	15,000,000

**Portfolio: Core 9218-1**

<b>Issuer</b>	<b>Side</b>	<b>Type</b>	<b>Cusip</b>	<b>Trade Date</b>	<b>Settlement Date</b>	<b>Maturity Date</b>	<b>Par Value</b>
Sumitomo Mitsui	Buy	CP	86563GKB7	10/1/2024	10/1/2024	10/11/2024	55,744,000
BNP Paribas	Buy	CP	09659BK41	10/1/2024	10/1/2024	10/4/2024	75,000,000
Cargill	Buy	CP	14178LK33	10/2/2024	10/2/2024	10/3/2024	68,137,000
Canadian Imperial Bank	Buy	CD	13606DAW2	10/3/2024	10/3/2024	11/13/2024	126,620,000
Sumitomo Mitsui	Buy	CP	86563GKF8	10/4/2024	10/4/2024	10/15/2024	43,520,000
Archer Daniels	Buy	CP	03948GL50	10/7/2024	10/7/2024	11/5/2024	51,180,000
Canadian Imperial Bank	Buy	CD	13606DBE1	10/8/2024	10/8/2024	10/25/2024	70,424,000
BNP Paribas	Buy	CP	09659BKF6	10/9/2024	10/9/2024	10/15/2024	52,292,000
John Deere	Buy	CP	24422LLC5	10/10/2024	10/10/2024	11/12/2024	64,756,000
John Deere	Buy	CP	24422LKJ1	10/11/2024	10/11/2024	10/18/2024	27,819,000
BNP Paribas	Buy	CP	09659BKH2	10/11/2024	10/11/2024	10/17/2024	30,000,000
BNP Paribas	Buy	CP	09659BKJ8	10/15/2024	10/15/2024	10/18/2024	74,434,000
Cargill	Buy	CP	14178LKU3	10/16/2024	10/16/2024	10/28/2024	28,300,000
Cargill	Buy	CP	14178LL16	10/17/2024	10/17/2024	11/1/2024	13,054,000
Cargill	Buy	CP	14178LL16	10/17/2024	10/17/2024	11/1/2024	57,668,000
Canadian Imperial Bank	Buy	CD	13606DBJ0	10/18/2024	10/18/2024	11/13/2024	53,750,000
Cargill	Buy	CP	14178LL16	10/18/2024	10/18/2024	11/1/2024	70,000,000
Prudential Funding	Buy	CP	74433GKU9	10/21/2024	10/21/2024	10/28/2024	50,000,000
Home Depot	Buy	CP	43707LKU2	10/21/2024	10/21/2024	10/28/2024	59,863,000
BNP Paribas	Buy	CP	09659BKQ2	10/21/2024	10/21/2024	10/24/2024	25,000,000
BNP Paribas	Buy	CP	09659BKP4	10/21/2024	10/21/2024	10/23/2024	25,000,000

**Portfolio: Core 9218-1 (Cont.)**

Issuer	Side	Type	Cusip	Trade Date	Settlement Date	Maturity Date	Par Value
BNP Paribas	Buy	CP	09659BKP4	10/22/2024	10/22/2024	10/23/2024	21,900,000
Sumitomo Mitsui	Buy	CP	86563GKV3	10/22/2024	10/22/2024	10/29/2024	25,000,000
Canadian Imperial Bank	Buy	CD	13606DBL5	10/23/2024	10/23/2024	11/13/2024	47,000,000
Canadian Imperial Bank	Buy	CP	13609BLE1	10/24/2024	10/24/2024	11/14/2024	75,000,000
Koch Companies	Buy	CP	50000MLS3	10/24/2024	10/24/2024	11/26/2024	50,000,000
FHLB DN	Buy	Agy	313384N39	10/24/2024	10/24/2024	11/4/2024	31,931,000
Koch Companies	Buy	CP	50000MLK0	10/25/2024	10/25/2024	11/19/2024	20,207,000
Koch Companies	Buy	CP	50000MLJ3	10/25/2024	10/25/2024	11/18/2024	40,000,000
Prudential Funding	Buy	CP	74433GLT1	10/28/2024	10/28/2024	11/27/2024	50,000,000
Canadian Imperial Bank	Buy	CD	13606DBQ4	10/28/2024	10/28/2024	11/27/2024	100,000,000
U.S. Treasury Bill	Buy	Tsy	912797LC9	10/28/2024	10/28/2024	11/7/2024	34,678,000
Societe Generale	Buy	CP	83369BMB9	10/29/2024	10/29/2024	12/11/2024	105,850,000
Sumitomo Mitsui	Buy	CP	86563GMA7	10/29/2024	10/29/2024	12/10/2024	50,000,000
Sumitomo Mitsui	Buy	CP	86563GM90	10/29/2024	10/29/2024	12/9/2024	100,000,000
Prudential Funding	Buy	CP	74433GMB9	10/29/2024	10/29/2024	12/11/2024	75,000,000
Mars	Buy	CP	57167ELS5	10/29/2024	10/29/2024	11/26/2024	75,000,000
Natl Securities Clearing	Buy	CP	63763PMC0	10/30/2024	10/30/2024	12/12/2024	70,818,000
Archer Daniels	Buy	CP	03948GMA8	10/30/2024	10/30/2024	12/10/2024	50,000,000
FHLB DN	Buy	Agy	313384N39	10/30/2024	10/30/2024	11/4/2024	60,000,000
Natl Securities Clearing	Buy	CP	63763PMJ5	10/31/2024	10/31/2024	12/18/2024	70,000,000
U.S. Treasury Bill	Buy	Tsy	912797LR6	10/31/2024	10/31/2024	1/2/2025	50,000,000
American Honda	Transfer In	Corp	02665WEQ0	10/31/2024	10/31/2024	10/3/2025	15,000,000
FFCB Note	Transfer In	Agy	3133EPYK5	10/31/2024	10/31/2024	10/10/2025	20,000,000
U.S. Treasury Note	Transfer In	Tsy	91282CFP1	10/31/2024	10/31/2024	10/15/2025	50,000,000
UnitedHealth Group	Transfer In	Corp	91324PEN8	10/31/2024	10/31/2024	10/15/2025	7,000,000
IBRD Note	Transfer In	Supra	459058JL8	10/31/2024	10/31/2024	10/28/2025	25,000,000
Procter & Gamble	Transfer In	Corp	742718FL8	10/31/2024	10/31/2024	10/29/2025	15,000,000
U.S. Treasury Note	Transfer In	Tsy	91282CJB8	10/31/2024	10/31/2024	9/30/2025	75,000,000
U.S. Treasury Note	Transfer In	Tsy	91282CJE2	10/31/2024	10/31/2024	10/31/2025	15,000,000

**Portfolio: Extended Reserve 9218-5**

Issuer	Side	Type	Cusip	Trade Date	Settlement Date	Maturity Date	Par Value
U.S. Treasury Note	Buy	Tsy	91282CLU3	10/31/2024	11/1/2024	10/31/1931	40,000,000
U.S. Treasury Note	Buy	Tsy	91282CLW9	10/31/2024	11/15/2024	11/15/1934	65,000,000

**Portfolio: Wastewater 208**

<b>Issuer</b>	<b>Side</b>	<b>Type</b>	<b>Cusip</b>	<b>Trade Date</b>	<b>Settlement Date</b>	<b>Maturity Date</b>	<b>Par Value</b>
U.S. Treasury Bill	Buy	Tsy	912797MW4	10/1/2024	10/1/2024	1/7/2025	3,423,000
FHLB DN	Buy	Agy	313385AG1	10/3/2024	10/3/2024	1/7/2025	8,212,000
FHLB DN	Buy	Agy	313385FQ4	10/8/2024	10/8/2024	5/15/2025	15,850,000
Sumitomo Mitsui	Buy	CP	86563GNE8	10/15/2024	10/15/2024	1/14/2025	11,354,000
FHLMC DN	Buy	Agy	313397AP6	10/17/2024	10/17/2024	1/14/2025	10,680,000
John Deere	Buy	CP	24422LNE9	10/18/2024	10/18/2024	1/14/2025	6,118,000
U.S. Treasury Bill	Buy	Tsy	912797MD6	10/18/2024	10/18/2024	11/26/2024	24,500,000
FHLB DN	Buy	Agy	313385GJ9	10/22/2024	10/22/2024	6/2/2025	14,249,000
John Deere	Buy	CP	24422CNH2	10/24/2024	10/24/2024	1/17/2025	10,678,000
U.S. Treasury Bill	Buy	Tsy	912797MZ7	10/29/2024	10/29/2024	1/28/2025	12,243,000

**Portfolio: DWP WRB 2024A M3L**

<b>Issuer</b>	<b>Side</b>	<b>Type</b>	<b>Cusip</b>	<b>Trade Date</b>	<b>Settlement Date</b>	<b>Maturity Date</b>	<b>Par Value</b>
U.S. Treasury Bill	Buy	Tsy	912796ZV4	10/29/2024	10/29/2024	12/26/2024	36,968,000

**Portfolio: DWP PRB 2010C J7D**

<b>Issuer</b>	<b>Side</b>	<b>Type</b>	<b>Cusip</b>	<b>Trade Date</b>	<b>Settlement Date</b>	<b>Maturity Date</b>	<b>Par Value</b>
U.S. Treasury Note	Buy	Tsy	91282CET4	10/24/2024	10/24/2024	5/31/2027	1,327,000

**Portfolio: DWP WRB 2024D J9K**

<b>Issuer</b>	<b>Side</b>	<b>Type</b>	<b>Cusip</b>	<b>Trade Date</b>	<b>Settlement Date</b>	<b>Maturity Date</b>	<b>Par Value</b>
U.S. Treasury Bill	Buy	Tsy	912797HP5	10/28/2024	10/28/2024	11/29/2024	60,670,000

**CITY OF LOS ANGELES  
OFFICE OF FINANCE  
AUTHORIZED DEALERS AND ISSUERS**

**PRIMARY DEALERS**

1. BANK OF MONTREAL, CHICAGO BRANCH
2. BANK OF NOVA SCOTIA, NEW YORK AGENCY
3. BARCLAYS CAPITAL INC
4. BNP PARIBAS SECURITIES CORP
5. BofA SECURITIES, INC
6. CANTOR FITZGERALD & CO
7. CITIGROUP GLOBAL MARKETS INC
8. DAIWA CAPITAL MARKETS AMERICA INC
9. DEUTSCHE BANK SECURITIES INC
10. HSBC SECURITIES (USA) INC
11. JEFFERIES LLC
12. JP MORGAN SECURITIES, INC

13. MIZUHO SECURITIES USA INC
14. MORGAN STANLEY & CO LLC
15. NATWEST MARKETS SECURITIES INC
16. NOMURA SECURITIES INTERNATIONAL, INC
17. RBC CAPITAL MARKETS, LLC
18. SANTANDER US CAPITAL MARKETS LLC
19. SOCIETE GENERALE, NEW YORK BRANCH
20. TD SECURITIES (USA) LLC
21. UBS SECURITIES LLC

**SECONDARY DEALERS**

1. ACADEMY SECURITIES, INC
2. BNY CAPITAL MARKETS LLC
3. CASTLEOAK SECURITIES LP
4. CIBC WORLD MARKETS CORP
5. LLOYDS SECURITIES, INC
6. LOOP CAPITAL
7. MARKETAXESS CORP
8. MESIROW FINANCIAL INC
9. MITSUBISHI UFJ SECURITIES (USA), INC
10. RAMIREZ AND CO
11. PIPER JAFFRAY CO
12. STIFEL, NICOLAUS & COMPANY, INC
13. SIEBERT WILLIAMS SHANK & CO
14. SMBC NIKKO SECURITIES AMERICA INC
15. US BANCORP

**COMMERCIAL PAPER ISSUERS\***

1. AIR PRODUCTS & CHEMICALS INC
2. ALPHABET INC
3. AMAZON.COM INC
4. APPLE INC
5. ARCHER-DANIELS-MIDLAND CO
6. BMW US CAPITAL LLC
7. BANK OF NEW YORK CO INC
8. BANK OF NOVA SCOTIA NY
9. BANK OF TOKYO-MIT UFJ NY
10. BNP PARIBAS NEW YORK
11. BRISTOL-MYERS SQUIBB
12. CANADIAN IMPERIAL HOLDING
13. CARGILL INC
14. CBA (DE) FINANCE
15. CHARLES SCHWAB CORP
16. CHEVRON CORP
17. CHEVRON FUNDING CORP
18. CISCO SYSTEMS
19. COCA-COLA CO
20. COLGATE-PALMOLIVE CO
21. CUMMINS INC
22. DEERE & CO
23. ELI LILLY & CO
24. EMERSON ELECTRIC CO
25. ESTEE LAUDER
26. EXXON MOBIL CORP
27. FLORIDA POWER & LIGHT CO
28. GOOGLE INC

29. HARVARD UNIVERSITY
30. HERSHEY CO
31. HOME DEPOT INC
32. HONEYWELL INTERNATIONAL
33. HSBC USA INC
34. ING (US) FUNDING LLC
35. JOHNSON & JOHNSON
36. JP MORGAN SECURITIES, LLC
37. KENVUE INC
38. KOCH INDUSTRIES INC
39. KOMATSU FINANCE AMERICA
40. L'OREAL USA INC
41. MARS INC
42. MASS MUTUAL LIFE INSURANCE CO
43. MERCK & CO INC
44. METLIFE FUNDING INC
45. MICROSOFT CORP
46. MIZUHO BANK LTD/NY
47. NATL AUSTRALIA FDG (DE)
48. NATL SECURITIES CLEARING CORP
49. NESTLE CAPITAL CORP
50. NETJETS INC
51. NIKE INC
52. PACCAR FINANCIAL CORP
53. PEPSICO INC
54. PFIZER INC
55. PHILIP MORRIS INTL INC
56. PNC BANK NA

57. PRAXAIR INC
58. PROCTER & GAMBLE CO
59. PRUDENTIAL FUNDING LLC
60. QUALCOM INC
61. RABOBANK USA FIN CORP
62. ROCHE HOLDINGS INC
63. ROYAL BANK OF CANADA NY
64. SIEMENS CAPITAL CO LLC
65. SOCIETE GENERALE N AMERICA INC
66. SOUTHERN CALIFORNIA GAS CO
67. STATE STREET CORP
68. SUMITOMO MITSUI TRUST NEW YORK
69. TARGET CORP
70. TEXAS INSTRUMENT
71. TORONTO DOMINION HOLDINGS U.S.A., INC
72. TOTALENERGIES HOLDINGS USA INC
73. TOYOTA MOTOR CREDIT CORP
74. UBS AMERICAS INC
75. UBS FINANCE (DE) INC
76. UNILEVER CAPITAL CORP
77. UNITED PARCEL SERV INC
78. UNITEDHEALTH GROUP INC
79. US BANCORP
80. USAA CAPITAL CORP
81. WALT DISNEY CO

**CORPORATE BOND ISSUERS\*\***

- |  |   |   |
|--|---|---|
| 1. ABBOTT LABORATORIES                   | 37. ELI LILLY & CO                        | 73. ONE GAS INC                             |
| 2. ABBVIE INC                            | 38. EMERSON ELECTRIC CO                   | 74. PACCAR INC                              |
| 3. ADOBE INC                             | 39. ESTEE LAUDER COMPANIES                | 75. PAYPAL HOLDINGS INC                     |
| 4. AFLAC INC                             | 40. EXXON MOBIL CORP                      | 76. PEPSICO INC                             |
| 5. AIR PRODUCTS & CHEMICALS INC          | 41. FLORIDA POWER & LIGHT                 | 77. PFIZER INC                              |
| 6. ALPHABET INC                          | 42. FRANKLIN RESOURCES INC                | 78. PHILIP MORRIS INTERNATIONAL             |
| 7. AMAZON.COM INC                        | 43. GENERAL DYNAMICS CORP                 | 79. PNC FINANCIAL SERVICES GROUP            |
| 8. AMERICAN EXPRESS CO                   | 44. GOLDMAN SACHS GROUP INC               | 80. PROCTER & GAMBLE CO                     |
| 9. AMERICAN HONDA FINANCE CORP           | 45. HERSHEY CO                            | 81. PROGRESSIVE CORP                        |
| 10. ANALOG DEVICES INC                   | 46. HOME DEPOT INC                        | 82. PUBLIC SERVICE ELECTRIC & GAS CO        |
| 11. APPLE INC                            | 47. HONEYWELL INTERNATIONAL INC           | 83. PUBLIC STORAGE                          |
| 12. APPLIED MATERIALS INC                | 48. HORMEL FOODS CORP                     | 84. QUALCOMM INC                            |
| 13. ARCHER-DANIELS-MIDLAND CO            | 49. ILLINOIS TOOL WORKS                   | 85. REGENTS OF THE UNIVERSITY OF CALIFORNIA |
| 14. AUTOMATIC DATA PROCESSING            | 50. INTERCONTINENTAL EXCHANGE IN          | 86. ROCKWELL AUTOMATION INC                 |
| 15. BANK OF AMERICA CORP                 | 51. INTL BUSINESS MACHINES CORP           | 87. SALESFORCE INC                          |
| 16. BANK OF AMERICA NATIONAL ASSOCIATION | 52. INTUIT INC                            | 88. SCHLUMBERGER LTD                        |
| 17. BANK OF NEW YORK MELLON CORP         | 53. JOHNSON & JOHNSON                     | 89. SCHWAB (CHARLES) CORP                   |
| 18. BERKSHIRE HATHAWAY INC               | 54. JPMORGAN CHASE & CO                   | 90. SNAP-ON INC                             |
| 19. BLACKROCK INC                        | 55. KENVUE INC                            | 91. SOUTHERN CALIFORNIA GAS CO              |
| 20. BRISTOL-MYERS SQUIBB CO              | 56. KIMBERLY-CLARK CORP                   | 92. STATE STREET CORP                       |
| 21. BROWN-FORMAN CORP                    | 57. LOCKHEED MARTIN CORP                  | 93. TARGET CORP                             |
| 22. CATERPILLAR INC                      | 58. LOEWS CORP                            | 94. TEXAS INSTRUMENTS INC                   |
| 23. CHEVRON CORP                         | 59. MARSH & MCLENNAN COS                  | 95. THERMO FISHER SCIENTIFIC INC            |
| 24. CISCO SYSTEMS INC                    | 60. MASTERCARD INC                        | 96. TJX COMPANIES INC                       |
| 25. CITIBANK NATIONAL ASSOCIATION        | 61. MCKESSON CORP                         | 97. TOYOTA MOTOR CREDIT CORP                |
| 26. CITIGROUP INC                        | 62. MERCEDES-BENZ FINANCE NORTH AMERICA   | 98. TRAVELERS COS INC                       |
| 27. CME GROUP INC                        | 63. MERCK & CO. INC.                      | 99. TRUIST FINANCIAL CORP                   |
| 28. COCA-COLA CO                         | 64. META PLATFORMS INC                    | 100. UNILEVER CAPITAL CORP                  |
| 29. COLGATE-PALMOLIVE CO                 | 65. METLIFE INC                           | 101. UNION PACIFIC CORP                     |
| 30. COMCAST CORP                         | 66. MICROSOFT CORP                        | 102. UNITED PARCEL SERVICE                  |
| 31. CONOCOPHILLIPS                       | 67. MORGAN STANLEY                        | 103. UNITEDHEALTH GROUP INC                 |
| 32. COSTCO WHOLESALE CORP                | 68. NIKE INC                              | 104. US BANCORP                             |
| 33. CUMMINS INC                          | 69. NORTHERN STATES POWER/MN              | 105. VISA INC                               |
| 34. DANAHER CORP                         | 70. NORTHERN TRUST CORP                   | 106. WALT DISNEY CO/THE                     |
| 35. DEERE & CO                           | 71. NORTHWESTERN MUTUAL LIFE INSURANCE CO | 107. WW GRAINGER INC                        |
| 36. ECOLAB INC                           | 72. NVIDIA CORP                           |   |



**SUPRANATIONAL ISSUERS**

1. INTER-AMERICAN DEVELOPMENT BANK
2. INTERNATIONAL BANK FOR RECONSTRUCTION AND DEVELOPMENT
3. INTERNATIONAL FINANCE CORPORATION

**ASSET BACKED SECURITIES ISSUERS\***

1. AMERICAN EXPRESS CREDIT CARD TRUST
2. BANK OF AMERICA CREDIT CARD TRUST
3. BMW VEHICLE OWNER TRUST
4. CAPITAL ONE MASTER TRUST
5. CHASE ISSUANCE TRUST
6. CITIGROUP MASTER TRUST
7. DISCOVER CARD EXECUTION NOTE TRUST
8. FORD CREDIT AUTO OWNER TRUST
9. HONDA AUTO RECEIVABLES OWNER TRUST
10. MASTER CREDIT CARD TRUST
11. MERCEDES-BENZ AUTO RECEIVABLES TRUST
12. NISSAN AUTO RECEIVABLE OWNER TRUST
13. TOYOTA AUTO RECEIVABLES OWNER TRUST
14. VISA CARD MASTER TRUST
15. GM FINANCIAL CONSUMER AUTOMOBILE RECEIVABLES TRUST

\* Five year legal final maximum maturity