

BOARD OF COMMISSIONERS

RENATA SIMRIL
PRESIDENT

LUIS SANCHEZ
VICE PRESIDENT

FIONA HUTTON
MARIE LLOYD
BENNY TRAN

TAKISHA SARDIN
BOARD SECRETARY
(213) 202-2640



KAREN BASS
MAYOR

JIMMY KIM
GENERAL MANAGER

MATTHEW RUDNICK
EXECUTIVE OFFICER

CATHIE SANTO DOMINGO
ASSISTANT GENERAL MANAGER

BELINDA JACKSON
ASSISTANT GENERAL MANAGER

BRENDA AGUIRRE
ASSISTANT GENERAL MANAGER

(213) 202-2633

January 4, 2024

Honorable City Council
City of Los Angeles
c/o Office of the City Clerk
City Hall, Room 395

Honorable Members of the City Council:

Subject:

Approval of the Department of Recreation and Parks FY2024-25 Project Plan Between the City of Los Angeles and the Los Angeles 2028 Organizing Committee for the 2028 Olympic and Paralympic Games for the City's Youth Sports Program Partnership

Recommendation for Mayor and Council Action:

The Board of Recreation and Park Commissioners (Board) respectfully requests the City Council approve the (RAP) FY2024-25 Project Plan, as set forth in this Report's Attachment 1, (ii) accept and receive a funding allocation from the Los Angeles Organizing Committee for the 2028 Olympic and Paralympic Games (LA 2028) in the amount of Twenty-Seven Million, Seven-Hundred Twenty-Two Thousand, Five Hundred Eighty-Four Dollars (\$27,722,584), as outlined in the FY2024-25 Project Plan, subject to approval of the City Council, and approval of the City Attorney as to form.

Background:

On September 13, 2017, the International Olympic Committee ("IOC") selected the City of Los Angeles to host the 2028 Olympic and Paralympic Games (the "2028 Games"). Among the principles of the Host City Contract, entered into September 13, 2017, by and between the City, the IOC and the United States Olympic Committee ("USOC"), and in the Memorandum of Understanding between the City, LA 2028 and the USOC, regarding the organizing of the 2028 Games, dated August 16, 2017, LA 2028 committed to support youth sports programming, including funding up to \$160,000,000, to significantly enhance access to sport for the City's youth over the years leading up to the 2028 Games (the "Youth Sports Commitment").

The terms of LA 2028's Youth Sport Commitment, developed in collaboration with the City, were memorialized in the Youth Sport Partnership Agreement (YSA) for the operation and development of the City's Youth Sports Program (YSP). Subsequently, amended terms of LA 2028's Youth Sports Commitment have been developed in collaboration with the City, including RAP as the overseeing entity of the City of Los Angeles' Youth & Adaptive Sports Program (PlayLA), with the approval of the IOC. These changes were memorialized in the First Amendment to the



Youth Sports Partnership Agreement for the operation and development of the PlayLA, which was approved by the Board on April 7, 2022.

A Second Amendment to the Youth Sports Partnership Agreement, approved by the Board on October 5, 2023, reflects changes in the number of prequalified RAP locations due to the change to the Low-Income Limit established by the United States Department of Housing and Urban Development ("HUD"). The amended YSA will be incorporated into the larger games agreement (Games Agreement) between the City and LA 2028.

Through the amended YSA, the City will use the provided funding to directly support and increase citywide youth participation in quality sport and fitness programming by removing financial barriers now and up to the 2028 Games. The Fiscal Year 2024-25 YSP Project Plan (Attachment 1) reflects the total estimated enrollment of 211,859, with a total estimated cost of \$27,722,584.

PlayLA is structured to overcome barriers to participation, including considerations to achieve gender equity and to increase access and opportunities for all young people, particularly the economically disadvantaged and physically impaired and to ensure enduring health and wellness benefits for all communities in the City of Los Angeles.

Fiscal Impact Statement:

Approval of the FY2024-25 Project Plan and acceptance of Grant funding from LA 2028 will have a positive impact on RAP's General Fund, resulting in cost savings to RAP in its operation and offering of subsidized youth sports and fitness programs Citywide.

If you have any questions with regard to the aforementioned matters, please contact Veronica Polanco, Sr. Project Coordinator, Recreation Services Branch, at (213) 314-6282.

Very truly yours,

BOARD OF RECREATION AND
PARK COMMISSIONERS

A handwritten signature in blue ink that reads "Takisha Sardin".

TAKISHA SARDIN
Commission Executive Assistant II

Attachment: Board Report No. 24-014
Proposed FY2024-25 Project Plan

cc: Veronica Polanco, Sr. Project Coordinator, Recreation Services Branch

APPROVED

RECEIVED 01 2021

BOARD OF RECREATION
AND PARK COMMISSIONERS

BOARD REPORT

NO. 24-014

DATE January 04, 2024

C.D. ALL

BOARD OF RECREATION AND PARK COMMISSIONERS

SUBJECT: APPROVAL OF THE DEPARTMENT OF RECREATION AND PARKS FY2024-25 PROJECT PLAN BETWEEN THE CITY OF LOS ANGELES AND THE LOS ANGELES 2028 ORGANIZING COMMITTEE FOR THE 2028 OLYMPIC AND PARALYMPIC GAMES FOR THE CITY'S YOUTH SPORTS PROGRAM PARTNERSHIP

B. Aguirre	_____	M. Rudnick	_____
B. Jones	_____	C. Santo Domingo	_____
*B. Jackson	<u>BJ</u>	N. Williams	_____



General Manager

Approved X Disapproved _____ Withdrawn _____

RECOMMENDATIONS

1. Approve the Department of Recreation and Parks (RAP) FY2024-25 Project Plan, as set forth in this Report's Attachment 1;
2. Authorize RAP to accept and receive a funding allocation from the Los Angeles Organizing Committee for the 2028 Olympic and Paralympic Games (LA 2028) in the amount of Twenty-Seven Million, Seven-Hundred Twenty-Two Thousand, Five Hundred Eighty-Four Dollars (\$27,722,584), as outlined in the FY2024-25 Project Plan, attached hereto as Attachment 1, subject to approval of the City Council;
3. Direct RAP to transmit the FY2024-25 Project Plan to the City Council for consideration in conformance with the Youth Sports Agreement (YSA), as amended and attached hereto as Attachment 2 and approved by the Board of Recreation and Park Commissioners (Board) on December 18, 2019, April 7, 2022, and October 5, 2023; and
4. Authorize RAP staff to make technical changes to the FY2024-25 Project Plan as needed to carry out the intent of this Report.

SUMMARY

On September 13, 2017, the International Olympic Committee ("IOC") selected the City of Los Angeles to host the 2028 Olympic and Paralympic Games (the "2028 Games"). Among the principles of the Host City Contract, entered into September 13, 2017, by and between the City, the IOC and the United States Olympic Committee ("USOC"), and in the Memorandum of

BOARD REPORT

PG. 2 NO. 24-014

Understanding between the City, LA 2028 and the USOC, regarding the organizing of the 2028 Games, dated August 16, 2017, LA 2028 committed to support youth sports programming, including funding up to \$160,000,000, to significantly enhance access to sport for the City's youth over the years leading up to the 2028 Games (the "Youth Sports Commitment").

The terms of LA 2028's Youth Sport Commitment, developed in collaboration with the City, were memorialized in the Youth Sport Partnership Agreement (YSA) for the operation and development of the City's Youth Sports Program (YSP). Subsequently, amended terms of LA 2028's Youth Sports Commitment have been developed in collaboration with the City, including RAP as the overseeing entity of the City of Los Angeles' Youth & Adaptive Sports Program (PlayLA), with the approval of the IOC. These changes were memorialized in the First Amendment to the Youth Sports Partnership Agreement for the operation and development of the PlayLA, which was approved by the Board on April 7, 2022.

A Second Amendment to the Youth Sports Partnership Agreement, approved by the Board on October 5, 2023, reflects changes in the number of prequalified RAP locations due to the change to the Low-Income Limit established by the United States Department of Housing and Urban Development ("HUD"). The amended YSA will be incorporated into the larger games agreement (Games Agreement) between the City and LA 2028.

Through the amended YSA, the City will use the provided funding to directly support and increase citywide youth participation in quality sport and fitness programming by removing financial barriers now and up to the 2028 Games. The Fiscal Year 2024-25 YSP Project Plan (Attachment 1) reflects the total estimated enrollment of 211,859, with a total estimated cost of \$27,722,584.

PlayLA is structured to overcome barriers to participation, including considerations to achieve gender equity and to increase access and opportunities for all young people, particularly the economically disadvantaged and physically impaired and to ensure enduring health and wellness benefits for all communities in the City of Los Angeles.

YSA Terms and Conditions

1. Grant Funds from LA 2028 will be used to subsidize and offset funding for youth sports and fitness classes or programs at designated recreation centers and or through signature programs or other non-profit or specialized sport and fitness partners, as well as for marketing and for the implementation of a safe sport program ("Safe Sport").
2. To access Grant Funds, RAP will develop an annual "YSP Project Plan," subject to the Board of Recreation and Park Commissioners (Board) and City Council approval, and submit each plan to LA 2028 to draw down the available Youth Sports Commitment funding.
3. RAP will submit annual YSP Project Plan requests to LA 2028, up to the cumulative amount of the total available Grant Funds available for such Fiscal Year, as follows:

BOARD REPORT

PG. 3 NO. 24-014

- a. Participation Fees for Leagues and Classes: A majority of available funds may be used each Fiscal Year to offset the Direct Costs for participation in RAP operated, quality youth sports leagues & classes.
 - b. Signature Youth Programs: RAP may also use a targeted amount of funds each year to offset the direct and start-up costs of quality youth sport or fitness programs, and/or including adaptive sport activities.
4. RAP will enact and maintain minimum standards for safety maintenance, training and reporting under a collaboration with the U.S. Center for Safe Sport, in an amount not to exceed \$2,000,000.00, and within one year from the YSA's execution.
 5. Eligible participants for subsidies will be based on household income within ½ mile radius of that recreation center. Using current income data, 88 recreation centers and 37 pools are designated as prequalified. RAP also has 35 non-prequalified centers and 16 non-prequalified pools. Participants at non-designated and prequalified sites will verify their eligibility by self-certifying household income. RAP will retain the right to adjust or modify any pre-designated and qualified recreation center as needed to meet operational, maintenance or income needs.
 6. RAP will commit to raising public awareness and engagement of the YSP by utilizing designated marketing funds to identify and create the YSP branding, marketing, and visual identity and to purchase multilingual advertising for each year of the YSP.
 7. RAP will submit an annual Project Plan with an estimated amount to identify subsidies for upcoming year registration in existing or signature programming for reimbursement and to be reconciled each subsequent year, while committing to a preference for Olympic or Adaptive Sports and to track participation and growth resulting from RAP's baseline participation numbers now and through 2028.

FY2024-25 PROJECT PLAN

The FY2024-25 Project Plan identifies estimated subsidies for registration in existing recreational and aquatic programming as well as requested allocations for unique signature programming with a commitment to Olympic or Adaptive Sports and to track participation and growth resulting from RAP's baseline participation numbers starting in Summer 2021 through 2028.

The requested amount of \$27,772,584 will be used for RAP's 2024-25 fiscal year, to be apportioned as follows:

- a. \$18,241,384 to support recreational leagues and classes at 88 prequalified sites and available eligible participants at the City's 35 non-prequalified sites (Attachment 3). Eligible participants are those who self-attest in meeting the Low- Income Limit established by the United States Department of Housing and Urban Development (HUD) for three-member families in the Los Angeles-Long Beach-Glendale, California HUD

BOARD REPORT

PG. 4 NO. 24-014

Metro Fair Market Rent Area, \$90,850 as of June 1, 2023. This includes Legacy Signature programs such as Golf, Judo, Marathon Training, Skateboarding, Tae Kwon Do, Tennis, and Track and Field. It also includes a soccer development pilot program detailed in the YSP Project Plan narrative (Attachment 1).

- b. \$1,614,053 to support Aquatics Swim Classes at RAP's 37 prequalified aquatic sites and available to eligible participants at the City's remaining 16 non-prequalified aquatic sites (Attachment 3) as well as the surfing program.
- c. \$6,693,647 to support Signature Youth Programs in aquatics, sports & fitness, and adaptive sports (Attachment 1).
- d. \$1,173,500 to support Safe Sport, marketing for non-adaptive sports, marketing for adaptive sports, printing, and media buys (Attachment 1).

Using FY2018-19 as our baseline, RAP had 148,274 youth participant enrollments in YSP programs at recreation and aquatic sites during that fiscal year. RAP's projection for FY2024-25 is 211,859 youth participant enrollments, an increase of 43% over the baseline.

FISCAL IMPACT

Approval of the FY2024-25 Project Plan and acceptance of Grant funding from LA 2028 will have a positive impact on RAP's General Fund, resulting in cost savings to RAP in its operation and offering of subsidized youth sports and fitness programs Citywide.

STRATEGIC PLAN INITIATIVES AND GOALS

Approval of this Board Report advances RAP's Strategic Plan by supporting:

Goal No. 2: Offer Affordable and Equitable Recreational Programming

Outcome No. 1: Improved health and social equity for young Angelenos

Key Metric: Number of youth participants in sports and fitness programs

Result: Increase participation in youth sports, fitness and aquatics programs by removing barriers to enrollment, specifically in low-income communities of color

This Report was prepared by Veronica Polanco, Chief Innovation Officer, Department of Recreation and Parks.



LIST OF ATTACHMENTS/EXHIBITS

- 1) FY2024-25 Project Plan (Detail)
 - 1a) FY2024-25 Project Plan (Brief Summary)
 - 1b) FY2024-25 Project Plan (Summary)
 - 1c) FY2024-25 YSP Project Plan narrative
 - 1d) FY2024-25 Adaptive Sports Project Plan narrative

BOARD REPORT

PG. 5 NO. 24-014

- 2) Youth Sports Agreement (YSA)
 - 2a) FY2024-25 Program Schedule
 - 2b) FY2024-25 Coaches Training Plan
- 3) List of prequalified and non-prequalified Recreation Centers and Aquatic Facilities
- 4) FY2024-25 RAP's Compliance Certification

 <div style="display: inline-block; text-align: center; margin-left: 20px;"> PROJECT PLAN YOUTH SPORT PARTNERSHIP </div> 																																									
TO: LA 2028 ATTENTION: Kathy Carter, Chief Executive Officer 10900 Wilshire Blvd., Suite 700 Los Angeles, CA 90024	DOCUMENT NO.: LA28-005 FISCAL YEAR: 2024/2025																																								
RECREATION CENTERS																																									
I. CURRENT PROGRAMS																																									
(See Attachment 1 for Description; Attachments 2a & 2b for Program Dates and Coach Training; Attachments 3 & 4 for Detail)																																									
ESTIMATED ENROLLMENT TOTALS: "A"	<table border="1" style="margin: auto;"> <tr> <th style="width: 40%;">LEAGUES</th> <th style="width: 40%;">CLASSES</th> <th style="width: 20%;">TOTALS</th> </tr> <tr> <td style="text-align: center;">71,534</td> <td style="text-align: center;">83,003</td> <td style="text-align: center;">154,537</td> </tr> </table>	LEAGUES	CLASSES	TOTALS	71,534	83,003	154,537																																		
LEAGUES	CLASSES	TOTALS																																							
71,534	83,003	154,537																																							
CATEGORY <i>Instructors</i> <i>Coaches</i> <i>Officials</i> <i>Uniforms</i> <i>Shared Equipment</i> <i>Pre and Post events</i> <i>Trophies</i>	<table border="1" style="margin: auto;"> <tr> <th style="width: 15%;">UNIT COST</th> <th style="width: 15%;">TOTAL</th> <th style="width: 15%;">UNIT COST</th> <th style="width: 15%;">TOTAL</th> <th style="width: 40%;">TOTALS</th> </tr> <tr> <td>\$ 40</td> <td>\$ 2,861,368</td> <td>\$ 40</td> <td>\$ 3,320,120</td> <td>\$ 3,320,120</td> </tr> <tr> <td>\$ 37</td> <td>\$ 2,646,765</td> <td></td> <td></td> <td>\$ 2,861,368</td> </tr> <tr> <td>\$ 40</td> <td>\$ 2,861,368</td> <td></td> <td></td> <td>\$ 2,646,765</td> </tr> <tr> <td>\$ 30</td> <td>\$ 2,146,026</td> <td>\$ 20</td> <td>\$ 1,660,060</td> <td>\$ 2,861,368</td> </tr> <tr> <td>\$ 20</td> <td>\$ 1,430,684</td> <td>\$ 20</td> <td>\$ 1,660,060</td> <td>\$ 3,806,086</td> </tr> <tr> <td>\$ 13</td> <td>\$ 929,945</td> <td></td> <td></td> <td>\$ 3,090,744</td> </tr> <tr> <td></td> <td></td> <td></td> <td></td> <td>\$ 929,945</td> </tr> </table>	UNIT COST	TOTAL	UNIT COST	TOTAL	TOTALS	\$ 40	\$ 2,861,368	\$ 40	\$ 3,320,120	\$ 3,320,120	\$ 37	\$ 2,646,765			\$ 2,861,368	\$ 40	\$ 2,861,368			\$ 2,646,765	\$ 30	\$ 2,146,026	\$ 20	\$ 1,660,060	\$ 2,861,368	\$ 20	\$ 1,430,684	\$ 20	\$ 1,660,060	\$ 3,806,086	\$ 13	\$ 929,945			\$ 3,090,744					\$ 929,945
UNIT COST	TOTAL	UNIT COST	TOTAL	TOTALS																																					
\$ 40	\$ 2,861,368	\$ 40	\$ 3,320,120	\$ 3,320,120																																					
\$ 37	\$ 2,646,765			\$ 2,861,368																																					
\$ 40	\$ 2,861,368			\$ 2,646,765																																					
\$ 30	\$ 2,146,026	\$ 20	\$ 1,660,060	\$ 2,861,368																																					
\$ 20	\$ 1,430,684	\$ 20	\$ 1,660,060	\$ 3,806,086																																					
\$ 13	\$ 929,945			\$ 3,090,744																																					
				\$ 929,945																																					
TOTAL COSTS (REC CENTERS): "B"	<table border="1" style="margin: auto;"> <tr> <td style="width: 15%;">\$ 180</td> <td style="width: 15%;">\$ 12,876,156</td> <td style="width: 15%;">\$ 80</td> <td style="width: 15%;">\$ 6,640,240</td> <td style="width: 40%;">\$ 19,516,396</td> </tr> </table>	\$ 180	\$ 12,876,156	\$ 80	\$ 6,640,240	\$ 19,516,396																																			
\$ 180	\$ 12,876,156	\$ 80	\$ 6,640,240	\$ 19,516,396																																					
Less: Projected Baseline Funding Rec and Parks General Fund - Rec Centers (estimate) GPLA (estimate) Dodgers (estimate) Total Projected Baseline Funding "C"																																									
	<table border="1" style="margin: auto;"> <tr> <td style="width: 40%;"></td> <td style="width: 20%; text-align: center;">\$ (1,764,035)</td> <td style="width: 40%;"></td> </tr> <tr> <td></td> <td style="text-align: center;">\$ (823,587)</td> <td></td> </tr> <tr> <td></td> <td style="text-align: center;">\$ (150,000)</td> <td></td> </tr> <tr> <td></td> <td style="text-align: center;">\$ (2,737,622)</td> <td></td> </tr> </table>		\$ (1,764,035)			\$ (823,587)			\$ (150,000)			\$ (2,737,622)																													
	\$ (1,764,035)																																								
	\$ (823,587)																																								
	\$ (150,000)																																								
	\$ (2,737,622)																																								
TOTAL COSTS LESS PROJECTED BASELINE FUNDING (REC CENTERS - CURRENT PROGRAMS): "D" ("B + C")	<table border="1" style="margin: auto;"> <tr> <td style="width: 40%;"></td> <td style="width: 20%; text-align: center;">\$ 16,778,774</td> <td style="width: 40%;"></td> </tr> </table>		\$ 16,778,774																																						
	\$ 16,778,774																																								
II. PILOT PROGRAMS																																									
(See Attachment 1 for Description)																																									
1) Soccer Development Program "E"	<table border="1" style="margin: auto;"> <tr> <td style="width: 40%;"></td> <td style="width: 20%; text-align: center;">\$ 20,000</td> <td style="width: 40%;"></td> </tr> </table>		\$ 20,000																																						
	\$ 20,000																																								
TOTAL COSTS (PILOT PROGRAMS): "F" ("E")	<table border="1" style="margin: auto;"> <tr> <td style="width: 40%;"></td> <td style="width: 20%; text-align: center;">\$ 20,000</td> <td style="width: 40%;"></td> </tr> </table>		\$ 20,000																																						
	\$ 20,000																																								
III. LEGACY SIGNATURE PROGRAMS																																									
1) GOLF (4 golf sites and 4 recreation centers)																																									
(See Attachments 5 & 6 for Detail)																																									
Estimated Enrollment Totals "G"	<table border="1" style="margin: auto;"> <tr> <th style="width: 40%;">GOLF COURSE SITES (RAP Instruction)</th> <th style="width: 40%;">REC CENTERS (RAP Instruction)</th> <th style="width: 20%;">TOTALS</th> </tr> <tr> <td style="text-align: center;">96</td> <td style="text-align: center;">224</td> <td style="text-align: center;">320</td> </tr> </table>	GOLF COURSE SITES (RAP Instruction)	REC CENTERS (RAP Instruction)	TOTALS	96	224	320																																		
GOLF COURSE SITES (RAP Instruction)	REC CENTERS (RAP Instruction)	TOTALS																																							
96	224	320																																							
CATEGORY <i>Golf Instructor</i> <i>Asst. Golf Instructor</i> <i>Asst. Golf Instructor - transportation</i> <i>Supplies</i>	<table border="1" style="margin: auto;"> <tr> <th style="width: 15%;">UNIT COST</th> <th style="width: 15%;">TOTAL</th> <th style="width: 15%;">UNIT COST</th> <th style="width: 15%;">TOTAL</th> <th style="width: 40%;">TOTALS</th> </tr> <tr> <td>\$ 52</td> <td>\$ 4,993</td> <td>\$ 52</td> <td>\$ 11,648</td> <td>\$ 16,641</td> </tr> <tr> <td>\$ 38</td> <td>\$ 3,647</td> <td>\$ 38</td> <td>\$ 8,512</td> <td>\$ 12,159</td> </tr> <tr> <td>\$ 25</td> <td>\$ 2,432</td> <td>\$ -</td> <td>\$ -</td> <td>\$ 2,432</td> </tr> <tr> <td>\$ 28</td> <td>\$ 2,688</td> <td>\$ 28</td> <td>\$ 6,272</td> <td>\$ 8,960</td> </tr> </table>	UNIT COST	TOTAL	UNIT COST	TOTAL	TOTALS	\$ 52	\$ 4,993	\$ 52	\$ 11,648	\$ 16,641	\$ 38	\$ 3,647	\$ 38	\$ 8,512	\$ 12,159	\$ 25	\$ 2,432	\$ -	\$ -	\$ 2,432	\$ 28	\$ 2,688	\$ 28	\$ 6,272	\$ 8,960															
UNIT COST	TOTAL	UNIT COST	TOTAL	TOTALS																																					
\$ 52	\$ 4,993	\$ 52	\$ 11,648	\$ 16,641																																					
\$ 38	\$ 3,647	\$ 38	\$ 8,512	\$ 12,159																																					
\$ 25	\$ 2,432	\$ -	\$ -	\$ 2,432																																					
\$ 28	\$ 2,688	\$ 28	\$ 6,272	\$ 8,960																																					
Total "H"	<table border="1" style="margin: auto;"> <tr> <td style="width: 15%;">\$ 143</td> <td style="width: 15%;">\$ 13,760</td> <td style="width: 15%;">\$ 118.00</td> <td style="width: 15%;">\$ 26,432</td> <td style="width: 40%;">\$ 40,192</td> </tr> </table>	\$ 143	\$ 13,760	\$ 118.00	\$ 26,432	\$ 40,192																																			
\$ 143	\$ 13,760	\$ 118.00	\$ 26,432	\$ 40,192																																					
Estimated Enrollment Totals "I"	<table border="1" style="margin: auto;"> <tr> <th style="width: 40%;">GOLF COURSE SITES (Partner Instruction)</th> <th style="width: 40%;">REC CENTERS (Partner Instruction)</th> <th style="width: 20%;">TOTALS</th> </tr> <tr> <td style="text-align: center;">64</td> <td style="text-align: center;">-</td> <td style="text-align: center;">64</td> </tr> </table>	GOLF COURSE SITES (Partner Instruction)	REC CENTERS (Partner Instruction)	TOTALS	64	-	64																																		
GOLF COURSE SITES (Partner Instruction)	REC CENTERS (Partner Instruction)	TOTALS																																							
64	-	64																																							
CATEGORY <i>Golf Instructor</i> <i>Asst. Golf Instructor</i> <i>Asst. Golf Instructor - transportation</i> <i>Supplies</i>	<table border="1" style="margin: auto;"> <tr> <th style="width: 15%;">UNIT COST</th> <th style="width: 15%;">TOTAL</th> <th style="width: 15%;">UNIT COST</th> <th style="width: 15%;">TOTAL</th> <th style="width: 40%;">TOTALS</th> </tr> <tr> <td>\$ -</td> <td>\$ -</td> <td>\$ -</td> <td>\$ -</td> <td>\$ -</td> </tr> <tr> <td>\$ -</td> <td>\$ -</td> <td>\$ -</td> <td>\$ -</td> <td>\$ -</td> </tr> <tr> <td>\$ 29</td> <td>\$ 1,824</td> <td>\$ -</td> <td>\$ -</td> <td>\$ 1,824</td> </tr> <tr> <td>\$ 28</td> <td>\$ 1,792</td> <td>\$ -</td> <td>\$ -</td> <td>\$ 1,792</td> </tr> </table>	UNIT COST	TOTAL	UNIT COST	TOTAL	TOTALS	\$ -	\$ -	\$ -	\$ -	\$ -	\$ -	\$ -	\$ -	\$ -	\$ -	\$ 29	\$ 1,824	\$ -	\$ -	\$ 1,824	\$ 28	\$ 1,792	\$ -	\$ -	\$ 1,792															
UNIT COST	TOTAL	UNIT COST	TOTAL	TOTALS																																					
\$ -	\$ -	\$ -	\$ -	\$ -																																					
\$ -	\$ -	\$ -	\$ -	\$ -																																					
\$ 29	\$ 1,824	\$ -	\$ -	\$ 1,824																																					
\$ 28	\$ 1,792	\$ -	\$ -	\$ 1,792																																					
Total "J"	<table border="1" style="margin: auto;"> <tr> <td style="width: 15%;">\$ 57</td> <td style="width: 15%;">\$ 3,616</td> <td style="width: 15%;">\$ -</td> <td style="width: 15%;">\$ -</td> <td style="width: 40%;">\$ 3,616</td> </tr> </table>	\$ 57	\$ 3,616	\$ -	\$ -	\$ 3,616																																			
\$ 57	\$ 3,616	\$ -	\$ -	\$ 3,616																																					



PROJECT PLAN

YOUTH SPORT PARTNERSHIP



TO: **LA 2028**
ATTENTION: Kathy Carter, Chief Executive Officer
10900 Wilshire Blvd., Suite 700
Los Angeles, CA 90024

DOCUMENT NO.: LA28-005
FISCAL YEAR: 2024/2025

Equipment Cost

(Note: Replacement timeframe is variable; cost may occur again in future years)

Equipment for Golf sites

Equipment for Rec Centers

"K"

-
-

\$ -

1) Total Golf (4 golf sites and 4 recreation centers)

"L"
("H + J + K")

\$ 43,808

2) JUDO - USA Olympic sanction (20 sites)

(See Attachments 7 & 8 for Detail)

Estimated Enrollment Totals	"M"	CLASSES		TOTALS
		2,400		2,400
CATEGORY		UNIT COST	TOTAL	
Instructor		\$ 144	\$ 345,600	\$ 345,600
Uniform		\$ 30	\$ 72,000	\$ 72,000
Pre and Post events		\$ 6.25	\$ 15,000	\$ 15,000
Total	"N"	\$ 180.25	\$ 432,600	\$ 432,600

Equipment Cost

(Note: Replacement timeframe is variable; cost may occur again in future years)

Equipment - mats

"O"

2) Total Judo (20 sites)

"P"
("N + O")

\$ 432,600

3) MARATHON TRAINING

(See Attachments 9, 10 & 11 for Detail)

Estimated Enrollment Totals	"Q"	CLASSES		TOTALS
		3,800		3,800
CATEGORY		UNIT COST	TOTAL	
Awards		\$ 12.58	\$ 47,802	\$ 47,802
Total	"R"	\$ 12.58	\$ 47,802	\$ 47,802

3) Total Marathon Training

"S"
("R")

\$ 47,802

4) SKATEBOARDING (10 sites)

(See Attachments 12 & 13 for Detail)

Estimated Enrollment Totals	"T"	CLASSES		TOTALS
		1,200		1,200
CATEGORY		UNIT COST	TOTAL	
Instructor		\$ 144	\$ 172,800	\$ 172,800
Pre and Post events		\$ 16.67	\$ 20,000	\$ 20,000
Total	"U"	\$ 160.67	\$ 192,800	\$ 192,800

Equipment Cost

(Note: Replacement timeframe is variable; cost may occur again in future years)

Equipment - skateboards, helmets,
protective gear, tool kits (\$3,900 X
10 sites)

"V"

\$ 39,000

4) Total Skateboarding (10 sites)

"W"
("U + V")

\$ 231,800



PROJECT PLAN

YOUTH SPORT PARTNERSHIP



TO:	DOCUMENT NO.:	LA28-005
LA 2028	FISCAL YEAR:	2024/2025
ATTENTION: Kathy Carter, Chief Executive Officer 10900 Wilshire Blvd., Suite 700 Los Angeles, CA 90024		

5) TAE KWON DO (5 sites)

(See Attachments 14 & 15 for Detail)

Estimated Enrollment Totals	"X"	CLASSES	480	TOTALS	480
CATEGORY		UNIT COST	TOTAL		
Instructor		\$ 180	\$ 86,400	\$	86,400
Uniform		\$ 60	\$ 28,800	\$	28,800
Pre and Post events		\$ 41.67	\$ 20,000	\$	20,000
Total	"Y"	\$ 281.67	\$ 135,200	\$	135,200
<u>Equipment Cost</u> (Note: Replacement timeframe is variable; cost may occur again in future years)					
Equipment - mats (5 sites)	"Z"			\$	10,680
5) Total Tae Kwon Do (5 sites)	"AA" ("Y + Z")			\$	145,880

6) TENNIS (20 sites)

(See Attachments 16 & 17 for Detail)

Estimated Enrollment Totals	"AB"	CLASSES	2,400	TOTALS	2,400
CATEGORY		UNIT COST	TOTAL		
Instructor		\$ 108	\$ 259,200	\$	259,200
Uniform		\$ -	\$ -	\$	-
Pre and Post events		\$ 10.5	\$ 25,200	\$	25,200
Total	"AC"	\$ 118.5	\$ 284,400	\$	284,400
6) Total Tennis (20 sites)	"AD" ("AC")			\$	284,400

7) TRACK & FIELD (20 sites)

(See Attachments 18 & 19 for Detail)

Estimated Enrollment Totals	"AE"	CLASSES	1,600	TOTALS	1,600
CATEGORY		UNIT COST	TOTAL		
Instructor/Coach		\$ 144.00	\$ 230,400	\$	230,400
Saturday Instruction		\$ 16.20	\$ 25,920	\$	25,920
Total	"AF"	\$ 160.20	\$ 256,320	\$	256,320
<u>Equipment Cost</u> (Note: Replacement timeframe is variable; cost may occur again in future years)					
Equipment (high jump, shots, javelins, blocks - \$17,500 per site X 0 sites)	"AG"			\$	-
7) Total Track & Field (20 sites)	"AH" ("AH + AI")			\$	256,320

TOTAL COSTS (LEGACY PROGRAMS):	"AJ" ("L + P + S + W + AA + AD + AH")	\$	1,442,610
--------------------------------	--	----	-----------

TOTAL COSTS (RECREATION CENTERS)

TOTAL COSTS (CURRENT AND PILOT PROGRAMS) - less Projected Baseline Funding:	"AJ" ("D + F + AJ")	\$	18,241,384
---	------------------------	----	------------



PROJECT PLAN

YOUTH SPORT PARTNERSHIP



TO:
LA 2028
ATTENTION: Kathy Carter, Chief Executive Officer
10900 Wilshire Blvd., Suite 700
Los Angeles, CA 90024

DOCUMENT NO.: LA28-005
FISCAL YEAR: 2024/2025

AQUATICS

I. SWIM LESSONS/DIVE, SYNCHRO, WATER POLO TEAMS

(See Attachment 1 for Description, Attachments 2a & 2b for Program Dates and Coach Training; Attachments 20,21,22, & 23 for Detail)

Estimated Enrollment Totals	"AK"	SWIM TEAM	1855	WATER POLO TEAMS	1,609	SWIM LESSONS	27,619	TOTALS	31,083
CATEGORY			UNIT COST		TOTAL		UNIT COST		TOTAL
Lifeguard/Instructor		\$	122	\$	122	\$		\$	422,608
Class instructor									\$ 920,541
Officials		\$	30	\$	30	\$	33.33	\$	920,541
Uniform		\$	60	\$	60				\$ 103,920
Pre and Post events		\$	20	\$	20				\$ 207,840
Trophies		\$	15	\$	15				\$ 69,280
									\$ 51,960
Subtotal Aquatics	"AL"	\$	247	\$	247	\$	33.33	\$	920,541
				\$	855,608			\$	1,776,149
<u>Extended Hours - Summer (Swim Lessons)</u>									
Staff costs (\$13,007.60 X 37 pools)	"AM"							\$	481,281
<u>Less: Projected Baseline Funding</u>									
Rec and Parks General Fund -									
Aquatics (estimate)						\$	(1,423,775)		
Kaiser (estimate)						\$	(204,000)		
LA84						\$	(85,000)		
Total Projected Baseline Funding	"AN"							\$	(1,712,775)
Total Aquatics less Projected Baseline Funding	"AO"							\$	544,655
	("AL + AM + AN")								
<u>Personal Equipment</u>									
Goggles and Swim Cap (12,740 estimated participants X \$30)	"AP"							\$	382,200
<u>Equipment Cost</u>									
(Note: Replacement timeframe is variable; cost may occur again in future years)									
Equipment for Team Sports - Year-round pools ((18 pools X \$5,450) + 72,000)									
						\$	170,100		
Equipment for Team Sports- Seasonal pools (19 pools X \$4,741.56)								\$	90,090
Equipment for Swim Classes (37 pools X \$1850)								\$	68,450
Total Equipment	"AQ"							\$	328,640
I. Total Swim Lessons/Teams less Projected Baseline Funding (including Equipment)	"AR"							\$	1,255,495
	("AO + AP + AQ")								

II. SURFING

(See Attachments 24 & 25 for Detail)

Estimated Enrollment Totals	"AS"	Summer (12 sites)		Fall, Winter, Spring (8 sites)		TOTALS
		291		146		437
CATEGORY		UNIT COST		UNIT COST		TOTAL
Instructor/Coach		\$ 247	\$ 72,000	\$ 148	\$ 21,600	\$ 93,600
Transportation		\$ 109.97	\$ 32,000	\$ -	\$ -	\$ 32,000
Instructor/Coach Uniform		\$ 10.00	\$ 2,910	\$ 13.29	\$ 1,940	\$ 4,850
Participant Uniform		\$ 52	\$ 15,132	\$ 52	\$ 7,592	\$ 22,724
Post Season Event		\$ 20	\$ 5,820	\$ 20	\$ 2,920	\$ 8,740



PROJECT PLAN

YOUTH SPORT PARTNERSHIP



TO: **LA 2028** DOCUMENT NO.: LA28-005
ATTENTION: Kathy Carter, Chief Executive Officer FISCAL YEAR: 2024/2025
10900 Wilshire Blvd., Suite 700
Los Angeles, CA 90024

Total	"AT"	\$ 439.39	\$ 127,862	\$ 233.24	\$ 34,052	\$ 161,914
-------	------	-----------	------------	-----------	-----------	------------

Equipment Cost

(Note: Replacement timeframe is variable; cost may occur again in future years)

Equipment (foam surfboards, paddleboards, ADA rolling mat, etc.)	"AU"	\$ 196,644	\$ 196,644
--	------	------------	------------

II. Total Surfing (12 sites Summer/8 sites Fall, Winter, Spring)	"AV" ("AT + AU")	\$ 358,558
--	---------------------	------------

TOTAL COSTS (AQUATICS)

TOTAL COSTS (AQUATICS) - less Projected Baseline Funding:	"AW" ("AR + AV")	\$ 1,614,053
---	---------------------	--------------

SIGNATURE YOUTH SPORTS PROGRAMS

I. AQUATICS

1) AQUATIC PENTATHLON (15 sites)

(See Attachment 1 for Description and Attachments 26 & 27 for Detail)

Estimated Enrollment Totals	"AX"	Summer 300	TOTALS 300
-----------------------------	------	------------	------------

CATEGORY

	UNIT COST	TOTAL	
Instructor/Coach	\$ 180	\$ 54,000	\$ 54,000
Instructor/Coach - Meets	\$ 144	\$ 43,200	\$ 43,200
Transportation	\$ 85	\$ 25,600	\$ 25,600
Instructor/Coach Uniform	\$ 8.64	\$ 2,592	\$ 2,592
Participant Uniform	\$ 72	\$ 21,600	\$ 21,600
Personal equipment	\$ 30	\$ 9,000	\$ 9,000
Post Season	\$ 20	\$ 6,000	\$ 6,000

Total	"AY"	\$ 539.97	\$ 161,992	\$ 161,992
-------	------	-----------	------------	------------

Equipment Cost

(Note: Replacement timeframe is variable; cost may occur again in future years)

Equipment (canoe, stand-up paddleboard, surfboard, kayak, etc. - \$7,395 per site X 15 sites)	"AZ"	\$ 110,925
---	------	------------

1) Total Aquatic Pentathlon (15 sites)	"BA" ("AY + AZ")	\$ 272,917
--	---------------------	------------

2) INNERTUBE WATER POLO (9 sites)

(See Attachment 1 for Description and Attachments 28 & 29 for Detail)

Estimated Enrollment Totals	"BB"	Summer 180	TOTALS 180
-----------------------------	------	------------	------------

CATEGORY

	UNIT COST	TOTAL	
Instructor/Coach	\$ 180	\$ 32,400	\$ 32,400
Instructor/Coach - Meets	\$ 144	\$ 25,920	\$ 25,920
Transportation	\$ 216	\$ 38,880	\$ 38,880
Instructor/Coach Uniform	\$ 4.93	\$ 888	\$ 888
Participant Uniform	\$ 7	\$ 1,260	\$ 1,260
Post Season	\$ 20	\$ 3,600	\$ 3,600

Total	"BC"	\$ 571.93	\$ 102,948	\$ 102,948
-------	------	-----------	------------	------------

Equipment Cost

(Note: Replacement timeframe is variable; cost may occur again in future years)



PROJECT PLAN

YOUTH SPORT PARTNERSHIP



TO:	DOCUMENT NO.:	LA28-005
LA 2028	FISCAL YEAR:	2024/2025
ATTENTION: Kathy Carter, Chief Executive Officer 10900 Wilshire Blvd., Suite 700 Los Angeles, CA 90024		

Equipment (innertubes, water polo goals, water polo balls, etc. - \$11,752 per site X 9 sites)	"BD"	\$ 105,768
--	------	------------

2) Total Innertube Water Polo (9 sites)	"BE" ("BC + BD")	\$ 208,716
---	---------------------	------------

3) KAYAK (5 sites)

(See Attachment 1 for Description and Attachments 30 & 31 for Detail)

		Summer (3 sites)		Fall, Winter, Spring (5 sites)		TOTALS	
Estimated Enrollment Totals	"BF"	90		90		180	
CATEGORY		UNIT COST		UNIT COST		TOTAL	
Instructor/Coach		\$ 200	\$ 18,000	\$ 270	\$ 24,300	\$	42,300
Instructor/Coach - Transportation		\$ 120	\$ 10,800	\$ 162	\$ 14,580	\$	25,380
Instructor/Coach Uniform		\$ 8.27	\$ 744	\$ 13.78	\$ 1,240	\$	1,984
Participant Uniform		\$ 67	\$ 6,030	\$ 67	\$ 6,030	\$	12,060
Post Season		\$ 20	\$ 1,800	\$ 20	\$ 1,800	\$	3,600
Total	"BG"	\$ 415.27	\$ 37,374	\$ 532.78	\$ 47,950	\$	85,324

Equipment Cost (Note: Replacement timeframe is variable; cost may occur again in future years)		
Equipment (kayak, oars, life jackets, etc. - \$52,700 per site X 5 sites)	"BH"	\$ 263,500

3) Total Kayak (5 sites)	"BI" ("BG + BH")	\$ 348,824
--------------------------	---------------------	------------

4) STAND-UP PADDLEBOARDING (5 sites)

(See Attachment 1 for Description and Attachments 32 & 33 for Detail)

Estimated Enrollment Totals	"BJ"	Summer (3 sites)		Fall, Spring (5 sites)		TOTALS
		100		100		200
CATEGORY		UNIT COST	TOTAL	UNIT COST	TOTAL	
Instructor/Coach		\$ 540	\$ 54,000	\$ 162	\$ 16,200	\$ 70,200
Instructor/Coach Uniform		\$ 12.96	\$ 1,296	\$ 25.92	\$ 2,592	\$ 3,888
Participant Uniform		\$ 72	\$ 7,200	\$ 72	\$ 7,200	\$ 14,400
Post Season		\$ 20	\$ 2,000	\$ 20	\$ 2,000	\$ 4,000
Total	"BK"	\$ 644.96	\$ 64,496	\$ 279.92	\$ 27,992	\$ 92,488

Equipment Cost (Note: Replacement timeframe is variable; cost may occur again in future years)		
Equipment (stand-up paddleboards, stand-up paddleboard oars, etc. - \$35,020 per site X 2 sites)	"BL"	\$ 70,040

4) Total Stand-up Paddleboarding (5 sites)	"BM" ("BK + BL")	\$ 162,528
--	---------------------	------------

5) SURF TEAM (4 sites)

(See Attachment 1 for Description and Attachments 34 & 35 for Detail)

Estimated Enrollment Totals	"BN"	Summer (4 sites)		Fall, Spring (2 sites)		TOTALS
		80		20		100
CATEGORY		UNIT COST	TOTAL	UNIT COST	TOTAL	
Instructor/Coach		\$ 360	\$ 28,800	\$ 576	\$ 11,520	\$ 40,320
Transportation		\$ 400	\$ 32,000	\$ -	\$ -	\$ 32,000
Instructor/Coach Uniform		\$ 29.10	\$ 2,328	\$ 58.20	\$ 1,164	\$ 3,492
Participant Uniform		\$ 52	\$ 4,160	\$ 52	\$ 1,040	\$ 5,200



PROJECT PLAN

YOUTH SPORT PARTNERSHIP



TO:	DOCUMENT NO.:	LA28-005
LA 2028	FISCAL YEAR:	2024/2025
ATTENTION: Kathy Carter, Chief Executive Officer 10900 Wilshire Blvd., Suite 700 Los Angeles, CA 90024		

Post Season		\$ 25	\$ 2,000	\$ 25	\$ 500	\$ 2,500
Total	"BO"	\$ 866.10	\$ 69,288	\$ 711.20	\$ 14,224	\$ 83,512

Equipment Cost

(Note: Replacement timeframe is variable; cost may occur again in future years)

Equipment (high performance surf boards, surboards, fins, leash, etc. - \$30,339 per site X 4 sites)	"BP"	\$ 121,356
--	------	------------

5) Total Surf Team (4 sites)	"BQ"	\$ 204,868
("BO + BP")		

6) USA SWIM TEAM (18 sites)

(See Attachment 1 for Description and Attachments 36 & 37 for Detail)

		Summer (18 sites)	Fall, Winter, Spring (18 sites)	TOTALS
Estimated Enrollment Totals	"BR"	540	1,620	2,160

CATEGORY

	UNIT COST		TOTAL		
<i>Instructor/Coach</i>	\$ 360	\$ 194,400	\$ 468	\$ 758,160	\$ 952,560
<i>Swim meets</i>	\$ 96	\$ 51,840	\$ 48	\$ 77,760	\$ 129,600
<i>Swim clinics</i>	\$ 96	\$ 51,840	\$ 96	\$ 155,520	\$ 207,360
<i>U.S. Swim membership</i>	\$ 10	\$ 5,400	\$ 10	\$ 16,200	\$ 21,600
<i>Instructor/Coach Uniform</i>	\$ 2.04	\$ 1,104	\$ 2.04	\$ 3,312	\$ 4,416
<i>Participant Uniform</i>	\$ 104.50	\$ 56,430	\$ 104.50	\$ 169,290	\$ 225,720
<i>Personal equipment</i>	\$ 34	\$ 18,360	\$ 34	\$ 55,080	\$ 73,440
<i>Officials</i>	\$ 7.08	\$ 3,825	\$ 7.08	\$ 11,475	\$ 15,300
<i>Pre & Post season events</i>	\$ 40	\$ 21,600	\$ 40	\$ 64,800	\$ 86,400
<i>Awards</i>	\$ 15	\$ 8,100	\$ 15	\$ 24,300	\$ 32,400

Total	"BS"	\$ 764.63	\$ 412,899	\$ 824.63	\$ 1,335,897	\$ 1,748,796
-------	------	-----------	------------	-----------	--------------	--------------

Equipment Cost

(Note: Replacement timeframe is variable; cost may occur again in future years)

Equipment costs - Kickboards, pull buoys, paddles, fins (18 pools X \$7,080)	"BT"	\$ 127,440
--	------	------------

6) Total USA Swim Team (18 sites)	"BU"	\$ 1,876,236
("BS + BT")		

7) USA WATER POLO TEAM (4 sites)

(See Attachment 1 for Description and Attachments 38 & 39 for Detail)

		Summer (4 sites)	Fall, Winter, Spring (4 sites)	TOTALS
Estimated Enrollment Totals	"BV"	100	300	400

CATEGORY

	UNIT COST		TOTAL		
<i>Instructor/Coach</i>	\$ 432	\$ 43,200	\$ 562	\$ 168,480	\$ 211,680
<i>Water Polo Tournaments</i>	\$ 144	\$ 14,400	\$ 36	\$ 10,800	\$ 25,200
<i>Clinics</i>	\$ 115	\$ 11,520	\$ 115	\$ 34,560	\$ 46,080
<i>Water Polo Tournaments Fees</i>	\$ 20	\$ 2,000	\$ 20	\$ 6,000	\$ 8,000
<i>U.S. Water Polo membership</i>	\$ 40	\$ 4,000	\$ 40	\$ 12,000	\$ 16,000
<i>Instructor/Coach Uniform</i>	\$ 11.04	\$ 1,104	\$ 3.68	\$ 1,104	\$ 2,208
<i>Participant Uniform</i>	\$ 202	\$ 20,200	\$ 202	\$ 60,600	\$ 80,800
<i>Personal equipment</i>	\$ 110	\$ 11,000	\$ 110	\$ 33,000	\$ 44,000
<i>Officials</i>	\$ 38.25	\$ 3,825	\$ 38.25	\$ 11,475	\$ 15,300
<i>Pre & Post season events</i>	\$ 40	\$ 4,000	\$ 40	\$ 12,000	\$ 16,000
<i>Awards</i>	\$ 15	\$ 1,500	\$ 15	\$ 4,500	\$ 6,000

Total	"BW"	\$ 1,167.49	\$ 116,749	\$ 1,181.73	\$ 354,519	\$ 471,268
-------	------	-------------	------------	-------------	------------	------------



PROJECT PLAN

YOUTH SPORT PARTNERSHIP



TO: **LA 2028** DOCUMENT NO.: LA28-005
ATTENTION: Kathy Carter, Chief Executive Officer FISCAL YEAR: 2024/2025
10900 Wilshire Blvd., Suite 700
Los Angeles, CA 90024

Equipment Cost

(Note: Replacement timeframe is variable; cost may occur again in future years)

Equipment costs - Water Polo Balls,
Portable score board/shot clocks,
portable water polo goals (4 pools X
\$25,100)

\$ 100,400

"BX"

\$ 100,400

7) Total USA Water Polo Team (4 sites)

"BY"

("U + V")

\$ 571,668

I. Total Aquatics - Signature Programs

"BZ"

("BA + BE + BI + BM + BQ + BU + BY")

\$ 3,645,757

II. SPORTS & FITNESS

1) ARCHERY (17 sites)

(See Attachment 1 for Description and Attachments 40 & 41 for Detail)

Estimated Enrollment Totals	"CA"	CLASSES		TOTALS	
		1,360		1,360	
CATEGORY		UNIT COST		TOTAL	
Instructor		\$ 216	\$ 293,760	\$ 293,760	
Instructor Certification		\$ 4	\$ 5,440	\$ 5,440	
Pre and Post events		\$ 3.68	\$ 5,000	\$ 5,000	
Total	"CB"	\$ 223.68	\$ 304,200	\$ 304,200	

Equipment Cost

(Note: Replacement timeframe is variable; cost may occur again in future years)

Equipment - bow equipment kit

"CC"

\$ -

1) Total Archery (17 sites)

"CD"

("CB + CC")

\$ 304,200

2) BOXING (10 sites)

(See Attachment 1 for Description and Attachments 42 & 43 for Detail)

Estimated Enrollment Totals	"CE"	Beginners		Advanced		TOTALS	
		2,400		400		2,800	
CATEGORY		UNIT COST		TOTAL		UNIT COST	
Instructor		\$ 72	\$ 172,800	\$ 288	\$ 115,200	\$ 288,000	
USA Boxing Club Membership		\$ 0.75	\$ 1,800	\$ -	\$ -	\$ 1,800	
USA Boxing Individual Membership		\$ -	\$ -	\$ 25	\$ 10,000	\$ 10,000	
Uniform		\$ 25	\$ 60,000	\$ 25	\$ 10,000	\$ 70,000	
Pre and Post events		\$ 8.33	\$ 20,000	\$ 75.00	\$ 30,000	\$ 50,000	
Total	"CF"	\$ 106.08	\$ 254,600	\$ 413.00	\$ 165,200	\$ 419,800	

Equipment Cost

(Note: Replacement timeframe is variable; cost may occur again in future years)

Equipment (Boxing Beginners) -
gloves, speed bags, etc. \$2,310 X 10
sites)

\$ 23,100

Equipment (Boxing Advanced) -
gloves, head gear, etc. \$1,650 X 10
sites)

\$ 16,500

Total Equipment

"CG"

\$ 39,600

2) Total Boxing (10 sites)

"CH"

("CF + CG")

\$ 459,400



PROJECT PLAN

YOUTH SPORT PARTNERSHIP



TO:
LA 2028
ATTENTION: Kathy Carter, Chief Executive Officer
10900 Wilshire Blvd., Suite 700
Los Angeles, CA 90024

DOCUMENT NO.: LA28-005
FISCAL YEAR: 2024/2025

3) CLIMBING (9 sites)

(See Attachment 1 for Description and Attachments 44 & 45 for Detail)

Estimated Enrollment Totals	"CI"	CLASSES		TOTALS
		180		180
CATEGORY		UNIT COST	TOTAL	
Instructor		\$ 91	\$ 16,416	\$ 16,416
Pre and Post events		\$ 27.78	\$ 5,000	\$ 5,000
Total	"CI"	\$ 118.98	\$ 21,416	\$ 21,416
3) Total Climbing (9 sites)	"CK" ("CI")			\$ 21,416

4) EQUESTRIAN (9 sites)

(See Attachment 1 for Description and Attachments 46 & 47 for Detail)

Estimated Enrollment Totals	"CL"	CLASSES		TOTALS
		180		180
CATEGORY		UNIT COST	TOTAL	
Instructor		\$ 600	\$ 108,000	\$ 108,000
Asst. Instructor - Transportation		\$ 91.20	\$ 16,416	\$ 16,416
Post Event		\$ 111.11	\$ 20,000	\$ 20,000
Total	"CM"	\$ 802.31	\$ 144,416	\$ 144,416
4) Total Equestrian (9 sites)	"CN" ("CM")			\$ 144,416

5) FENCING (10 sites)

(See Attachment 1 for Description and Attachments 48 & 49 for Detail)

		CLASSES		TOTALS
Estimated Enrollment Totals	"CO"	1,360		1,360
CATEGORY		UNIT COST	TOTAL	
Instructor		\$ 127	\$ 172,800	\$ 172,800
Instructor Certification		\$ 2	\$ 3,200	\$ 3,200
Personal Equipment		\$ 59	\$ 80,109	\$ 80,109
Pre and Post events		\$ 3.68	\$ 5,000	\$ 5,000
Total	"CP"	\$ 191.99	\$ 261,109	\$ 261,109
5) Fencing (10 sites)	"CQ" ("CP")			\$ 261,109

6) KARATE (10 sites)

(See Attachment 1 for Description and Attachments 50 & 51 for Detail)

Estimated Enrollment Totals	"CR"	CLASSES		TOTALS
		1,200		1,200
CATEGORY		UNIT COST	TOTAL	
Instructor		\$ 144	\$ 172,800	\$ 172,800
Uniforms		\$ 60	\$ 72,000	\$ 72,000
Pre and Post events		\$ 16.67	\$ 20,000	\$ 20,000
Total	"CS"	\$ 220.67	\$ 264,800	\$ 264,800

Equipment Cost

(Note: Replacement timeframe is variable; cost may occur again in future years)

Equipment - mats	"CT"			\$ 21,360
------------------	------	--	--	-----------



PROJECT PLAN

YOUTH SPORT PARTNERSHIP



TO:	DOCUMENT NO.:	LA28-005
LA 2028	FISCAL YEAR:	2024/2025
ATTENTION: Kathy Carter, Chief Executive Officer 10900 Wilshire Blvd., Suite 700 Los Angeles, CA 90024		

6) Karate (10 sites)	"CU" ("CS + CT")	\$ 286,160
----------------------	---------------------	------------

7) TABLE TENNIS (10 sites)

(See Attachment 1 for Description and Attachments 52 & 53 for Detail)

Estimated Enrollment Totals	"CV"	CLASSES 1,600	TOTALS 1,600
CATEGORY		UNIT COST	TOTAL
Instructor		\$ 108	\$ 172,800
Pre and Post events		\$ 12.50	\$ 20,000
Total	"CW"	\$ 120.50	\$ 192,800
<u>Equipment Cost</u> (Note: Replacement timeframe is variable; cost may occur again in future years)			
Equipment - paddles, table tennis table, nets, balls - \$4,165 X 10 sites	"CX"		\$ 41,650
7) Table Tennis (10 sites)	"CY" ("CW + CX")		\$ 234,450

8) TRIATHLON (3 sites)

(See Attachment 1 for Description and Attachments 54 & 55 for Detail)

Estimated Enrollment Totals	"CZ"	CLASSES 240	TOTALS 240
CATEGORY		UNIT COST	TOTAL
Instructor		\$ 216	\$ 51,840
Lifeguard		\$ 216	\$ 51,840
Personal Equipment		\$ 262	\$ 62,760
Pre and Post events		\$ 20.83	\$ 5,000
Total	"DA"	\$ 714.33	\$ 171,440
8) Triathlon (3 sites)	"DB" ("DA")		\$ 171,440

II. Total Sports & Fitness	"DC" ("CD + CH + CK + CN + CQ + CU + CY + DB")	\$ 1,882,591
----------------------------	---	--------------

III. ADAPTIVE SPORTS

(See Attachment 1b for Description, Attachment 2a for Program Dates and Attachments 56 -70 for Detail)

Adaptive Archery	(See Attachment 56)	ESTIMATED 48	TOTAL COST \$ 68,288
Adaptive Athletics	(See Attachment 57)	20	\$ 61,680
Adaptive Kayaking	(See Attachments 58 & 59)	48	\$ 116,502
Adaptive Skateboarding	(See Attachment 60)	48	\$ 64,008
Adaptive Swimming	(See Attachment 61)	498	\$ 134,113
Blind Soccer	(See Attachment 62)	45	\$ 78,489
Goalball	(See Attachment 63)	40	\$ 74,659
Para Equestrian	(See Attachment 64)	108	\$ 199,025
Para Surfing	(See Attachment 65)	85	\$ 65,187
Sitting Volleyball	(See Attachment 66)	60	\$ 47,142
Wheelchair Basketball	(See Attachment 67)	50	\$ 77,340
Wheelchair Tennis	(See Attachment 68)	48	\$ 68,298
Trainings	(See Attachment 69)		\$ 16,000
Special Events	(See Attachment 70)		\$ 94,568
III. Total Adaptive Sports	"DD"	1098	\$ 1,165,299



PROJECT PLAN

YOUTH SPORT PARTNERSHIP



TO:
LA 2028
ATTENTION: Kathy Carter, Chief Executive Officer
10900 Wilshire Blvd., Suite 700
Los Angeles, CA 90024

DOCUMENT NO.: LA28-005
FISCAL YEAR: 2024/2025

TOTAL COSTS (SIGNATURE PROGRAMS)

TOTAL COSTS (SIGNATURE PROGRAMS)

"DE"
("BZ + DC + DD")

\$ 6,693,647

"DF"
("DE / DL")

% to total Request (Target = 20% per YSP Agreement Section 8d)

24%

OTHER COSTS

(Marketing: See Attachment 1 for Description & Attachment 71 for Detail)

SAFE SPORT

"DG"

TOTALS

\$ 200,000

MARKETING / BRANDING /

Marketing

Non Adaptive Sports

Adaptive Sports

Subtotal Marketing

\$	465,000
\$	233,500
\$	698,500

Recreation Centers Printing

\$	100,000
----	---------

Media buy

Non Adaptive Sports

Adaptive Sports

Subtotal Media Buy

\$	120,000
\$	55,000
\$	175,000

Total Marketing/Branding/Outreach

"DH"

\$ 973,500

REPORTING REQUIREMENTS

"DI"

\$ -

OTHER

"DJ"

\$ -

TOTAL OTHER COSTS:

"DK"
("DG+ DH + DI + DJ ")

\$ 1,173,500

Summary of Funding for Other Costs

Maximum funding for Other Costs thru 9/1/2028 (per YSP Agreement Section 8e)	\$	6,400,000
Less: Actual Costs Fall 2020	\$	-
Less: Actual Costs FY 21/22	\$	(645,476)
Less: Actual Costs FY 22/23	\$	(595,960)
Less: Forecast = Other Costs in FY 23/24 Project Plan	\$	(1,031,500)
Less: Forecast = Other Costs in FY 24/25 Project Plan (this request)	\$	(1,173,500)
TOTAL REMAINING BALANCE OF FUNDING	\$	2,953,564

TOTAL COSTS

TOTAL COSTS (REC CENTERS,
AQUATICS, SIGNATURE PROGRAMS
& OTHER):

"DL"
("AJ + AW + DE + DK")

\$ 27,722,584

FISCAL RECONCILIATION - FUNDING VS ACTUAL COSTS (THRU FY 21/22)

LA 2028 FUNDING RECEIVED-TO -
DATE

"I"

SwimLA 1.0

SwimLA 2.0

Fall 2020

FY 21/22

FY 22/23

\$	912,499.35
\$	1,088,213.32
\$	2,480,992.00
\$	7,654,261.00
\$	13,215,956.00

FISCAL YEAR

FY 22/23

TOTALS

\$ 25,351,921

ACTUAL COSTS TO DATE

"II"

SwimLA 1.0 (Actual)

SwimLA 2.0 (Actual)

\$	912,499.35
\$	1,088,213.32

FY 22/23

\$ 21,368,643



PROJECT PLAN
YOUTH SPORT PARTNERSHIP



TO:	DOCUMENT NO.:	LA28-005
LA 2028	FISCAL YEAR:	2024/2025
ATTENTION: Kathy Carter, Chief Executive Officer 10900 Wilshire Blvd., Suite 700 Los Angeles, CA 90024		

Fall 2020 (Actual)	\$ 500,338.73	
FY 21/22 (Actual)	\$ 5,317,429.00	
FY 22/23 (Actual)	\$ 13,550,163.00	
OVER (+)/UNDER (-) TO DATE	"III"	FY 22/23 \$ 3,983,278
Note: Unused funds will be applied against	("I - II")	
FY 23/24 Funding Request.		

PROJECT PLAN

PROJECT PLAN	"IV"	FISCAL YEAR	TOTAL
		FY 24/25	\$ 27,722,584

FY 24/25 FUNDING REQUEST

YSP ANNUAL ALLOCATION PLAN	"V"	FISCAL YEAR	TOTALS
		FY 24/25	\$ 19,200,000
REQUEST FOR FUNDING	"VI"	FY 24/25	\$ 27,722,584

	Summer 2024	Fall 2024	Winter 2025	Spring 2025	TOTALS
Recreation Centers	\$ 9,120,692	\$ 3,648,277	\$ 3,648,277	\$ 1,824,138	\$ 18,241,384
Aquatics	\$ 807,026	\$ 322,811	\$ 322,811	\$ 161,405	\$ 1,614,053
Signature Programs	\$ 3,346,824	\$ 1,338,729	\$ 1,338,729	\$ 669,365	\$ 6,693,647
Other Costs	\$ 1,173,500				\$ 1,173,500
FUNDING REQUEST BY QUARTER	\$ 14,448,042	\$ 5,309,817	\$ 5,309,817	\$ 2,654,908	\$ 27,722,584
Date Due	9/30/2024	12/31/2024	3/31/2025	6/30/2025	

Please remit funds to:

Name:	CITY OF LOS ANGELES
Bank:	JPMorgan Chase
Bank Address:	JPMorgan Chase New York, NY 10017
Routing No.:	021000021
Account Name:	City of Los Angeles - #7010 - CAO, CAO Unit 1510
Account No.:	668269852
Reference Information:	Fund 63K LA28 Youth Sport Partnership (Robert Roth 8-2672)



PROJECT PLAN
YOUTH SPORT PARTNERSHIP



TO:
LA 2028
ATTENTION: Kathy Carter, Chief Executive Officer
10900 Wilshire Blvd., Suite 700
Los Angeles, CA 90024

DOCUMENT NO.: LA28-005
FISCAL YEAR: 2024/2025

FY 23/24 FUNDING REQUEST (ADJUSTED)					
	"A"	"B"	"C"	"D" = "B - C"	"E"
	AMOUNT	AMOUNT		FUNDING LESS	FY 23/24 FUNDING
PROJECT PLAN PERIOD	REQUESTED	RECEIVED TO DATE	ACTUAL COSTS	ACTUAL COSTS	(ADJUSTED)
		(6/30/23)			
Swim LA 1.0	\$ 912,499.35	\$ 912,499.35	\$ 912,499.35	\$ - .00	\$ - .00
Swim LA 2.0	\$ 1,088,213.32	\$ 1,088,213.32	\$ 1,088,213.32	\$ - .00	\$ - .00
Fall 2020	\$ 2,480,992.00	\$ 2,480,992.00	\$ 500,338.73	\$ 1,980,653.00	\$ (1,980,653.00)
FY 21/22	\$ 7,654,261.00	\$ 7,654,261.00	\$ 5,317,429.00	\$ 2,336,832.00	\$ (2,336,832.00)
FY 22/23	\$ 17,533,441.00	\$ 13,215,956.00	\$ 13,550,163.00	\$ (334,207.00)	\$ 334,207.00
FY 23/24 (Revised)	\$ 18,798,240.00				\$ 18,798,240.00
TOTAL	\$ 48,467,646.67	\$ 25,351,921.67	\$ 21,368,643.40	\$ 3,983,278.00	\$ 14,814,962.00

FUNDS DRAWDOWN SUMMARY				
	"A"	"B"	"C"	"D"
	"A" = "B + C + D"	"B"	"C"	"D"
	TOTAL	PAID TO DATE	PENDING	FUND
	FUNDING	BY LA2028 (6/30/23)	REQUEST	BALANCE
TOTAL AVAILABLE FUNDING:	\$ 160,000,000.00			\$ 160,000,000.00
SwimLA 1.0		\$ 912,499.35		\$ 159,087,500.65
SwimLA 2.0		\$ 1,088,213.32		\$ 157,999,287.33
Fall 2020 Project Plan		\$ 2,480,992.00		\$ 155,518,295.33
FY 21/22 Project Plan		\$ 7,654,261.00		\$ 147,864,034.33
FY 22/23 Project Plan		\$ 13,215,956.00		\$ 134,648,078.33
FY 23/24 Project Plan (Revised)			\$ 14,814,962.00	\$ 119,833,116.33
FY 24/25 Project Plan (This Request)			\$ 27,722,584.00	\$ 92,110,532.33
TOTAL	\$ 160,000,000.00	\$ 25,351,921.67	\$ 42,537,546.00	\$ 92,110,532.33

PROJECT PLAN
YOUTH SPORT PARTNERSHIP



Attachment 3: Detail Recreation Centers

DOCUMENT NO.: LA28-005
FISCAL YEAR: 2024/2025

				FY 2018/2019: BAS								
				Summer 2018 Actual Enrollment (Baseline) Totals			Fall 2018 Actual Enrollment (Baseline) Totals			Winter 2019 Actual Enrollment (Baseline)		
RECREATION CENTERS - Pre-qualified				Actual Enrollment (Baseline) - Classes	Actual Enrollment (Baseline) Sports Leagues	Actual (Baseline) Total Enrollment	Actual Enrollment (Baseline) - Classes	Actual Enrollment (Baseline) Sports Leagues	Actual (Baseline) Total Enrollment	Actual Enrollment (Baseline) - Classes	Actual Enrollment (Baseline) Sports Leagues	
1	109th Street R.C.	1464 E. 109th St., Los Angeles, CA 90059	Pacific	15	36	41	77	36		36	74	48
2	Algin Sutton R.C.	8800 S. Hoover St., Los Angeles, CA	Pacific	8	4	172	176	36		36	6	110
3	Alpine R.C.	817 Yale St., Los Angeles, CA 90012	Metro	1	178	184	362	147	37	184	131	167
4	Andres and Maria Cardenas R.C.	14740 Blythe St., Panorama City, CA	Valley	6			0	47		47	58	
5	Baldwin Hills R.C.	5401 Highlight Pl., Los Angeles, CA 90016	Pacific	10	7	249	256	101	322	423	81	498
6	Banning R.C.	1331 Eubank Ave, Wilmington, CA 90744	Pacific	15	76	61	137	97		97	61	80
7	Bellevue R.C.	826 Lucile Ave., Los Angeles, CA 90026	Metro	13	51	149	200	65	1	66	41	204
8	Boyle Heights Sports Center	933 South Mott St., Los Angeles, CA	Metro	14		88	88			0	18	45
9	Central R.C.	1357 East 22nd St., Los Angeles, CA 90011	Pacific	9	10	177	187	55	10	65	18	58
10	Chevy Chase R.C.	4165 Chevy Chase Dr., Los Angeles, CA	Metro	13	10	52	62	11		11	21	126
11	Costello R.C.	3141 E. Olympic Bl., Los Angeles, CA	Metro	14	80	72	152	71		71	75	72
12	Cypress Park R.C.	2630 Pepper Ave., Los Angeles, CA 90065	Metro	1	1	74	75	39		39	119	170
13	David M. Gonzales/Pacoima R.C.	10943 Herrick Ave., Pacoima, CA 91331	Valley	7	165	37	202	178	158	336	167	131
14	Delano R.C.	15100 Erwin St., Van Nuys, CA 91411	Valley	6	151		151	149	224	373	141	245
15	Denker R.C.	1550 West 35th Pl., Los Angeles, CA	Pacific	8	48	87	135			0	41	140
16	Downey R.C.	1772 North Spring St, Los Angeles, CA	Metro	1	18	68	86	12		12	11	68
17	E. Wilmington Greenbelt Community Center	918 North Sanford Ave., Wilmington, CA 90015	Pacific	15			0			0	8	
18	Echo Park R.C.	1632 Bellevue Ave, Los Angeles, CA 90026	Metro	13	383	334	717	359		359	329	294
19	El Sereno R.C.	4721 Klamath St., Los Angeles, CA 90032	Metro	14	18	151	169	1	233	234	15	246
20	Elysian Valley R.C.	1811 Ripple St., Los Angeles, CA 90039	Metro	13	29	7	36		73	73		58
21	Evergreen R.C.	2844 E. 2nd St, Los Angeles, CA 90033	Metro	14	9	457	466	11		11	62	202
22	Expo Center/Roy Anderson R.C.	3980 South Bill Robertson Lane, Los Angeles, CA 90007	Expo	9	117	830	947	60	27	87	51	920
23	Fernangeles R.C.	8851 Laurel Canyon Blvd, Sun Valley, CA	Valley	6	309	301	610	293	193	486	294	397
24	Fred Roberts R.C.	4700 S. Honduras St., Los Angeles, CA	Pacific	9	45	37	82	40		40	87	27
25	Gilbert Lindsay R.C.	429 E. 42nd Pl., Los Angeles, CA 90011	Pacific	9			0			0		
26	Glassell Park R.C.	3650 Verdugo Rd., Los Angeles, CA 90065	Metro	1	18	118	136	50	8	58	11	123
27	Granada Hills R.C.	16730 Chatsworth St., Granada Hills, CA	Valley	12	251	604	855	47	105	152	68	353
28	Green Meadows R.C.	431 E. 89th St., Los Angeles, CA 90003	Pacific	9		8	8		21	21		44
29	Harbor City R.C.	24901 Frampton Ave, Harbor City, CA	Pacific	15	58	28	86			0		72
30	Hazard Park R.C.	2230 Norfolk St, Los Angeles, CA 90033	Metro	14			0	4	105	109		123
31	Highland Park R.C.	6150 N. Piedmont Avenue, Los Angeles, CA	Metro	1	21	158	179	31		31	17	165
32	Hollenbeck Park R.C.	415 S. St. Louis St, Los Angeles, CA 90033	Metro	14	57		57	76		76	138	
33	Hollywood R.C.	1122 Cole Ave., Los Angeles, CA 90038	Metro	13	15	58	73	11		11	24	9
34	Hoover R.C.	1010 W. 25th St., Los Angeles, CA 90007	Metro	1	51	85	136	92		92	89	75
35	Hubert Humphrey R.C.	12560 Filmore St., Pacoima, CA 91331	Valley	7	56	445	501	170	3	173	97	143
36	Jackie Tatum Harvard R.C.	1535 W. 62nd St., Los Angeles, CA 90047	Pacific	8	33	248	281	88	1	89	39	169
37	Jim Gilliam R.C.	4000 S. La Brea Avenue, Los Angeles, CA	Pacific	10		11	11	16		16		61
38	Lafayette MultiPurpose Community Center	625 South Lafayette Park Place, Los Angeles, CA	Metro	10	78	28	106	53	23	76	64	22
39	Lake Street Park	227 North Lake St., Los Angeles, CA 90026	Metro	13	76	209	285	103	24	127	88	141
40	Lanark R.C.	21816 Lanark St, Canoga Park, CA 91305	Valley	3	205	361	566	8		8	170	260
41	Leland R.C.	863 S. Herbert Ave, San Pedro, CA 90731	Pacific	15			0			0		
42	Lemon Grove R.C.	4959 Lemon Grove Ave, Los Angeles, CA	Metro	13	133	47	180	88		88	121	34
43	Lincoln Heights R.C.	2303 Workman Street, Los Angeles, CA	Metro	1		116	116		6	6		72
44	Lincoln Heights Youth Center	2911 Altura Street, Los Angeles, CA 90031	Metro	1			0	296	33	329	323	72
45	Lincoln Park R.C.	3501 Valley Blvd, Los Angeles, CA 90031	Metro	1	48	27	75	92	29	121	71	61
46	Loren Miller R.C.	2717 Halldale Ave, Los Angeles, CA 90018	Pacific	8	89	74	163			0	106	
47	Macarthur Park R.C.	2230 W. 6th St., Los Angeles, CA 90057	Metro	1			0	82		82	26	
48	Martin Luther King, Jr. R.C.	3916 S. Western Avenue, Los Angeles, CA	Pacific	8	33		33	51	93	144	78	46

PROJECT PLAN
YOUTH SPORT PARTNERSHIP



Attachment 3: Detail Recreation Centers

DOCUMENT NO.: LA28-005
FISCAL YEAR: 2024/2025

					FY 2018/2019: BA							
					Summer 2018			Fall 2018			Winter 2019	
					Actual Enrollment (Baseline) Totals			Actual Enrollment (Baseline) Totals			Actual Enrollment (Baseline)	
49	Michelle and Barack Obama Sports	5001 Rodeo Rd, Los Angeles, CA 90016	Pacific	10		84	84	6	3	9		44
50	Mount Carmel R.C.	830 West 70th St., Los Angeles, CA 90044	Pacific	8	106	34	140	43	3	46	108	38
51	Normandale R.C.	22400 S. Halldale Ave., Los Angeles, CA	Pacific	15		57	57		30	30		90
52	Normandie R.C.	1550 S. Normandie Avenue, Los Angeles,	Metro	1		110	110			0		73
53	North Hills Community Park	8756 N. Parthenia Pl, North Hills, CA	Valley	6		68	68			0		11
54	North Hollywood R.C.	11430 Chandler Blvd, North Hollywood,	Valley	2	92	150	242	109		109	83	162
55	North Weddington R.C.	10844 Acama St., Studio City, CA 91602	Valley	2	16		16	2	122	124	1	302
56	Panorama City R.C.	8600 Hazeltine Ave., Panorama City, CA	Valley	6	101	78	179	73	45	118	83	56
57	Pecan R.C.	127 South Pecan St., Los Angeles, CA	Metro	14		217	217		60	60	2	149
58	Poinsettia R.C.	7341 Willoughby Ave, Los Angeles, CA	Metro	5	79	33	112	89	18	107	84	56
59	Queen Anne R.C.	1240 West Blvd, Los Angeles, CA 90019	Metro	10	55	440	495	8		8	76	240
60	Ramon Garcia R.C.	1016 S. Fresno Street, Los Angeles, CA	Metro	14		144	144			0	24	176
61	Reseda R.C.	18411 Victory Blvd, Reseda, CA 91335	Valley	3	154	84	238	36	27	63	137	
62	Rio de Los Angeles State Park	1900 N. San Fernando Rd, Los Angeles, CA	Metro	1	131	91	222	136		136	137	2
63	Ritchie Valens R.C.	10736 Laurel Canyon Blvd, Pacoima, CA	Valley	7	108	424	532	71	73	144	159	857
64	Rose Hill R.C.	4530 Mercury Ave., Los Angeles, CA	Metro	14	34	107	141	9	11	20	22	52
65	Rosecrans R.C.	840 W. 149th St., Gardena, CA 90247	Pacific	15	76	67	143	23	108	131	132	100
66	Ross Snyder R.C.	1501 East 41st St., Los Angeles, CA 90011	Pacific	9		61	61			0		120
67	Seoul International Park	3250 San Marino St., Los Angeles, CA	Pacific	10	12	520	532	49		49	60	173
68	Sepulveda R.C.	8825 Kester Ave., Panorama City 91405	Valley	6	46	95	141	28	12	40	81	128
69	Shatto R.C.	3191 West 4th St, Los Angeles, CA 90020	Metro	13	560	70	630	255	179	434	136	161
70	Slauson R.C.	5306 S. Compton Ave., Los Angeles, CA	Pacific	9		118	118			0		53
71	South Park R.C.	345 East 51st St., Los Angeles, CA 90011	Pacific	9	85		85	1		1	209	
72	South Seas House	2301 West 24th St., Los Angeles CA 90018	Metro	10	12		12	6		6	23	
73	St. Andrews R.C.	8701 Saint Andrews Place, Los Angeles,	Pacific	8	46	208	254	35		35	146	211
74	State Street R.C.	716 North State St., Los Angeles, CA	Metro	14	171	103	274	113	102	215	85	266
75	Stonehurst R.C.	9901 Dronfield St., Sun Valley, CA 91352	Valley	7	63	34	97		1	1	158	3
76	Sun Valley R.C.	8133 Vineland Ave., Sun Valley, CA 91352	Valley	6	331	277	608	369	43	412	346	382
77	Sylmar Park R.C.	13109 Borden Ave, Los Angeles, CA 91342	Valley	7	58	635	693	6	179	185	8	330
78	Toberman R.C.	1725 Toberman St., Los Angeles, CA	Metro	1	20	8	28	30	8	38	23	88
79	Trinity R.C.	2415 Trinity St., Los Angeles, CA 90011	Pacific	9	43	65	108	10		10	14	32
80	Valley Plaza	12240 Archwood St., North Hollywood,	Valley	2	22	26	48	77	156	233	28	123
81	Van Ness R.C.	5720 2nd Avenue, Los Angeles, CA	Pacific	8	111		111	2	75	77	169	139
82	Van Nuys R.C.	14301 Vanowen St., Van Nuys, CA 91405	Valley	6	183	287	470	40	15	55	359	250
83	Victory-Vineland R.C.	11117 Victory Blvd., North Hollywood, CA	Valley	2	74	211	285	80	290	370	34	225
84	Vineyard R.C.	2942 Vineyard Ave, Los Angeles, CA	Pacific	10			0			0		30
85	Wabash R.C.	2765 Wabash Ave, Los Angeles, CA 90033	Metro	14		178	178			0	9	234
86	Wilmington R.C.	325 N. Neptune Ave., Wilmington, CA	Pacific	15		32	32	18	21	39	16	115
87	Winnetka R.C.	8401 Winnetka Ave., Winnetka, CA 91306	Valley	3	217	371	588	16	35	51	125	250
88	Yucca Park Community Center	6671 Yucca St., Los Angeles, CA 90028	Metro	13	155		155	135	27	162	157	11
Subtotal Recreation Centers - Pre-qualified					6,128	11,740	17,868	5,041	3,372	8,413	6,673	12,083

RECREATION CENTERS - Non Pre-qualified (w/ self certification)				Summer 2018 Actual Enrollment (Baseline) Totals			Fall 2018 Actual Enrollment (Baseline) Totals			Winter 2019 Actual Enrollment (Baseline)	
Facility	Address	Region	CD	Actual Enrollment (Baseline) - Classes	Actual Enrollment (Baseline) Sports Leagues	Actual (Baseline) Total Enrollment	Actual Enrollment (Baseline) - Classes	Actual Enrollment (Baseline) Sports Leagues	Actual (Baseline) Total Enrollment	Actual Enrollment (Baseline) - Classes	Actual Enrollment (Baseline) Sports Leagues
1	Balboa Sports Complex	17015 Burbank Blvd., Encino, CA 91316	Valley	6	149	630	779	112	112	143	411
2	Barrington R.C.	333 S. Barrington Ave., Los Angeles, CA	Valley	11	78	249	327	9	9	42	357
3	Bogdanovich R.C.	1920 Cumbre Drive, San Pedro, CA 90732	Pacific	15			0	229	229		442

PROJECT PLAN
YOUTH SPORT PARTNERSHIP



Attachment 3: Detail Recreation Centers

DOCUMENT NO.: LA28-005
FISCAL YEAR: 2024/2025

						FY 2018/2019: BA							
						Summer 2018			Fall 2018			Winter 2019	
						Actual Enrollment (Baseline) Totals			Actual Enrollment (Baseline) Totals			Actual Enrollment (Baseline)	
4	Branford R.C.	13306 Branford St., Arleta, CA 91331	Valley	6		431	431	69		69	8	194	
5	Carlin G. Smith R.C.	511 West Ave 46, Los Angeles, CA 90065	Metro	1	19		19	35		35	42		
6	Chatsworth Park South	22360 Devonshire St., Chatsworth, CA	Valley	12	9		9	21		21	24	5	
7	Cheviot Hills R.C.	2551 Motor Ave., Los Angeles, CA 90064	Valley	5		1275	1275	150		150	104	1712	
8	Crestwood Hills R.C.	1000 Hanley Ave., Los Angeles, CA 90049	Valley	11			0			0			
9	Culver Slauson R.C.	5072 S. Slauson Ave., Culver City, CA	Pacific	11		20	20	7		7			
10	Eagle Rock R.C.	1100 Eagle Vista Dr., Los Angeles, CA	Metro	14	43	341	384	5		5	50	155	
11	Encino Community Center	4935 Balboa Blvd, Encino, CA 91316	Valley	5	90		90			0	72		
12	Lakeview Terrace R.C.	11075 Foothill Blvd, Lakeview Terrace, CA	Valley	7	93	117	210	111	15	126	105	107	
13	Mar Vista R.C.	11430 Woodbine Ave., Los Angeles, CA	Valley	11	58	509	567			0	107	399	
14	Mason Park R.C.	10500 Mason Ave, Chatsworth, CA 91311	Valley	12	125	233	358		25	25	137	668	
15	Montecito Heights R.C.	4545 Homer St., Los Angeles, CA 90031	Metro	1	71	110	181		101	101	93	115	
16	Northridge R.C.	18300 Lemarsh St., Northridge, CA 91324	Valley	12	154	335	489		1	1	47	450	
17	Oakwood R.C.	767 California Ave, Venice, CA 90291	Valley	11	17	70	87		35	35	15	76	
18	Palisades R.C.	851 Alma Real Dr., Pacific Palisades, CA	Valley	11	37	493	530	18		18	43	1181	
19	Palms R.C.	2950 Overland Ave., Los Angeles, CA	Valley	5	14	64	78	5		5	10	196	
20	Pan Pacific Park R.C.	7600 Beverly Blvd., Los Angeles, CA 90036	Metro	4	45	290	335	92	57	149	109	399	
21	Peck Park Community Center	560 North Western Ave., San Pedro, CA	Pacific	15	4	153	157	22		22	14	150	
22	Penmar R.C.	1341 Lake St, Los Angeles, CA 90291	Valley	11	10	363	373	43	24	67	43	209	
23	Robertson R.C.	1641 Preuss Rd., Los Angeles, CA 90035	Pacific	5			0			0			
24	Rustic Canyon R.C.	601 Latimer Rd., Santa Monica, CA 90402	Valley	11	5		5	9		9	9		
25	Shadow Ranch R.C.	22633 Vanowen St, West Hills, CA 91307	Valley	12	137		137	50		50	114		
26	Silver Lake R.C.	1850 West Silver Lake Dr., Los Angeles,	Metro	13	103	193	296	32		32	43	647	
27	Stoner R.C.	1835 Stoner Ave., Los Angeles, CA 90025	Valley	11	96	87	183	76		76	88	98	
28	Studio City R.C.	12621 Rye St., Studio City, CA 91604	Valley	2	25	375	400	136	26	162	128	463	
29	Sunland R.C.	8651 Foothill Blvd, Sunland, CA 91040	Valley	7	211	87	298	44		44	175	35	
30	Tarzana R.C.	5655 Vanalden Ave., Tarzana, CA 91356	Valley	3	26	374	400	19		19	31	173	
31	Van Nuys Sherman Oaks R.C.	14201 Huston St., Sherman Oaks, CA	Valley	2	100	331	431	119	372	491	167	360	
32	Westchester R.C.	7000 W. Manchester Ave., Los Angeles,	Pacific	11		279	279		120	120		357	
33	Westwood R.C.	1350 S. Sepulveda Blvd, Los Angeles, CA	Valley	5	289	399	688	16		16	296	260	
34	Woodland Hills R.C.	5858 Shoup Ave., Woodland Hills, CA	Valley	3	374	468	842		7	7	190	1001	
35	Yosemite R.C.	1840 Yosemite Dr., Los Angeles, CA 90041	Metro	14	33	333	366	64	232	296	61	350	
Subtotal Recreation Centers - Non Pre-qualified (with self certification)						2,415	8,609	11,024	1,264	1,244	2,508	2,510	10,970
Total Recreation Centers						8,543	20,349	28,892	6,305	4,616	10,921	9,183	23,053

PROJECT PLAN
YOUTH SPORT PARTNERSHIP



Attachment 3: Detail Recreation Centers

DOCUMENT NO.: LA28-005
FISCAL YEAR: 2024/2025

				BASELINE								
				y) Totals	Spring 2019 Actual Enrollment (Baseline) Totals			FY 2018/2019 Actual Enrollment (Baseline) Totals				
RECREATION CENTERS - Pre-qualified					Actual (Baseline) Total Enrollment	Actual Enrollment (Baseline) - Classes	Actual Enrollment (Baseline) Sports Leagues	Actual (Baseline) Total Enrollment	Actual Enrollment (Baseline) - Classes	Actual Enrollment (Baseline) Sports Leagues	Actual (Baseline) Total Enrollment	Estimated Total Enrollment
1	109th Street R.C.	1464 E. 109th St., Los Angeles, CA 90059	Pacific	15	122	32	114	146	178	203	381	266
2	Algin Sutton R.C.	8800 S. Hoover St., Los Angeles, CA	Pacific	8	116	5	149	154	51	431	482	473
3	Alpine R.C.	817 Yale St., Los Angeles, CA 90012	Metro	1	298	186	90	276	642	478	1,120	223
4	Andres and Maria Cardenas R.C.	14740 Blythe St., Panorama City, CA	Valley	6	58	150		150	255	0	255	108
5	Baldwin Hills R.C.	5401 Highlight Pl., Los Angeles, CA 90016	Pacific	10	579	15	373	388	204	1,442	1,646	614
6	Banning R.C.	1331 Eubank Ave, Wilmington, CA 90744	Pacific	15	141	112	96	208	346	237	583	264
7	Bellevue R.C.	826 Lucile Ave., Los Angeles, CA 90026	Metro	13	245	65	223	288	222	577	799	530
8	Boyle Heights Sports Center	933 South Mott St., Los Angeles, CA	Metro	14	63		175	175	18	308	326	320
9	Central R.C.	1357 East 22nd St., Los Angeles, CA 90011	Pacific	9	76	32	130	162	115	375	490	149
10	Chevy Chase R.C.	4165 Chevy Chase Dr., Los Angeles, CA	Metro	13	147	31	29	60	73	207	280	561
11	Costello R.C.	3141 E. Olympic Bl., Los Angeles, CA	Metro	14	147	97	176	273	323	320	643	1864
12	Cypress Park R.C.	2630 Pepper Ave., Los Angeles, CA 90065	Metro	1	289	77	158	235	236	402	638	316
13	David M. Gonzales/Pacoima R.C.	10943 Herrick Ave., Pacoima, CA 91331	Valley	7	298	163	307	470	673	633	1,306	323
14	Delano R.C.	15100 Erwin St., Van Nuys, CA 91411	Valley	6	386	179	106	285	620	575	1,195	602
15	Denker R.C.	1550 West 35th Pl., Los Angeles, CA	Pacific	8	181	43	132	175	132	359	491	243
16	Downey R.C.	1772 North Spring St, Los Angeles, CA	Metro	1	79	61	209	270	102	345	447	670
17	E. Wilmington Greenbelt Community Center	918 North Sanford Ave., Wilmington, CA 90744	Pacific	15	8	8		8	16	0	16	70
18	Echo Park R.C.	1632 Bellevue Ave, Los Angeles, CA 90026	Metro	13	623	414	287	701	1,485	915	2,400	809
19	El Sereno R.C.	4721 Klamath St., Los Angeles, CA 90032	Metro	14	261	9	478	487	43	1,108	1,151	141
20	Elysian Valley R.C.	1811 Ripple St., Los Angeles, CA 90039	Metro	13	58	59	147	206	88	285	373	50
21	Evergreen R.C.	2844 E. 2nd St, Los Angeles, CA 90033	Metro	14	264	38	297	335	120	956	1,076	802
22	Expo Center/Roy Anderson R.C.	3980 South Bill Robertson Lane, Los Angeles, CA	Expo	9	971	199	702	901	427	2,479	2,906	1572
23	Fernangeles R.C.	8851 Laurel Canyon Blvd, Sun Valley, CA	Valley	6	691	445	283	728	1,341	1,174	2,515	557
24	Fred Roberts R.C.	4700 S. Honduras St., Los Angeles, CA	Pacific	9	114	110	9	119	282	73	355	224
25	Gilbert Lindsay R.C.	429 E. 42nd Pl., Los Angeles, CA 90011	Pacific	9	0	1		1	1	0	1	288
26	Glassell Park R.C.	3650 Verdugo Rd., Los Angeles, CA 90065	Metro	1	134	18	125	143	97	374	471	173
27	Granada Hills R.C.	16730 Chatsworth St., Granada Hills, CA	Valley	12	421	170	548	718	536	1610	2146	470
28	Green Meadows R.C.	431 E. 89th St., Los Angeles, CA 90003	Pacific	9	44		46	46	0	119	119	657
29	Harbor City R.C.	24901 Frampton Ave, Harbor City, CA	Pacific	15	72		182	182	58	282	340	73
30	Hazard Park R.C.	2230 Norfolk St, Los Angeles, CA 90033	Metro	14	123		189	189	4	417	421	42
31	Highland Park R.C.	6150 N. Piedmont Avenue, Los Angeles, CA	Metro	1	182	39	290	329	108	613	721	266
32	Hollenbeck Park R.C.	415 S. St. Louis St, Los Angeles, CA 90033	Metro	14	138	185		185	456	0	456	207
33	Hollywood R.C.	1122 Cole Ave., Los Angeles, CA 90038	Metro	13	33	40	40	80	90	107	197	91
34	Hoover R.C.	1010 W. 25th St., Los Angeles, CA 90007	Metro	1	164	130		130	362	160	522	102
35	Hubert Humphrey R.C.	12560 Filmore St., Pacoima, CA 91331	Valley	7	240	146	603	749	469	1,194	1,663	551
36	Jackie Tatum Harvard R.C.	1535 W. 62nd St., Los Angeles, CA 90047	Pacific	8	208	104	172	276	264	590	854	685
37	Jim Gilliam R.C.	4000 S. La Brea Avenue, Los Angeles, CA	Pacific	10	61	11	34	45	27	106	133	265
38	Lafayette MultiPurpose Community Center	625 South Lafayette Park Place, Los Angeles, CA	Metro	10	86	58	22	80	253	95	348	717
39	Lake Street Park	227 North Lake St., Los Angeles, CA 90026	Metro	13	229	107	68	175	374	442	816	91
40	Lanark R.C.	21816 Lanark St, Canoga Park, CA 91305	Valley	3	430	191	404	595	574	1,025	1,599	217
41	Leland R.C.	863 S. Herbert Ave, San Pedro, CA 90731	Pacific	15	0		52	52	0	52	52	100
42	Lemon Grove R.C.	4959 Lemon Grove Ave, Los Angeles, CA	Metro	13	155	112	84	196	454	165	619	270
43	Lincoln Heights R.C.	2303 Workman Street, Los Angeles, CA	Metro	1	72	2	121	123	2	315	317	174
44	Lincoln Heights Youth Center	2911 Altura Street, Los Angeles, CA 90031	Metro	1	395			0	619	105	724	441
45	Lincoln Park R.C.	3501 Valley Blvd, Los Angeles, CA 90031	Metro	1	132	73	183	256	284	300	584	86
46	Loren Miller R.C.	2717 Halldale Ave, Los Angeles, CA 90018	Pacific	8	106	23	87	110	218	161	379	279
47	Macarthur Park R.C.	2230 W. 6th St., Los Angeles, CA 90057	Metro	1	26	18	7	25	126	7	133	389
48	Martin Luther King, Jr. R.C.	3916 S. Western Avenue, Los Angeles, CA	Pacific	8	124	63	73	136	225	212	437	107

PROJECT PLAN
YOUTH SPORT PARTNERSHIP



Attachment 3: Detail Recreation Centers

DOCUMENT NO.: LA28-005
FISCAL YEAR: 2024/2025

				BASELINE								
				y) Totals		Spring 2019 Actual Enrollment (Baseline) Totals			FY 2018/2019 Actual Enrollment (Baseline) Totals			
49	Michelle and Barack Obama Sports	5001 Rodeo Rd, Los Angeles, CA 90016	Pacific	10	44		60	60	6	191	197	370
50	Mount Carmel R.C.	830 West 70th St., Los Angeles, CA 90044	Pacific	8	146	107	19	126	364	94	458	166
51	Normandale R.C.	22400 S. Halldale Ave., Los Angeles, CA	Pacific	15	90		66	66	0	243	243	114
52	Normandie R.C.	1550 S. Normandie Avenue, Los Angeles,	Metro	1	73		274	274	0	457	457	174
53	North Hills Community Park	8756 N. Parthenia Pl, North Hills, CA	Valley	6	11		117	117	0	196	196	0
54	North Hollywood R.C.	11430 Chandler Blvd, North Hollywood,	Valley	2	245	92	123	215	376	435	811	421
55	North Weddington R.C.	10844 Acama St., Studio City, CA 91602	Valley	2	303	6	363	369	25	787	812	90
56	Panorama City R.C.	8600 Hazeltine Ave., Panorama City, CA	Valley	6	139	96	70	166	353	249	602	180
57	Pecan R.C.	127 South Pecan St., Los Angeles, CA	Metro	14	151		380	380	2	806	808	834
58	Poinsettia R.C.	7341 Willoughby Ave, Los Angeles, CA	Metro	5	140	69	61	130	321	168	489	90
59	Queen Anne R.C.	1240 West Blvd, Los Angeles, CA 90019	Metro	10	316	121	218	339	260	898	1,158	331
60	Ramon Garcia R.C.	1016 S. Fresno Street, Los Angeles, CA	Metro	14	200	13	271	284	37	591	628	887
61	Reseda R.C.	18411 Victory Blvd, Reseda, CA 91335	Valley	3	137	92	307	399	419	418	837	255
62	Rio de Los Angeles State Park	1900 N. San Fernando Rd, Los Angeles, CA	Metro	1	139	162	133	295	566	226	792	450
63	Ritchie Valens R.C.	10736 Laurel Canyon Blvd, Pacoima, CA	Valley	7	1,016	190	354	544	528	1,708	2,236	461
64	Rose Hill R.C.	4530 Mercury Ave., Los Angeles, CA	Metro	14	74	60	152	212	125	322	447	736
65	Rosecrans R.C.	840 W. 149th St., Gardena, CA 90247	Pacific	15	232	15	216	231	246	491	737	227
66	Ross Snyder R.C.	1501 East 41st St., Los Angeles, CA 90011	Pacific	9	120		162	162	0	343	343	546
67	Seoul International Park	3250 San Marino St., Los Angeles, CA	Pacific	10	233	59	144	203	180	837	1,017	533
68	Sepulveda R.C.	8825 Kester Ave., Panorama City 91405	Valley	6	209	40	1	41	195	236	431	66
69	Shatto R.C.	3191 West 4th St, Los Angeles, CA 90020	Metro	13	297	175	165	340	1,126	575	1,701	1007
70	Slauson R.C.	5306 S. Compton Ave., Los Angeles, CA	Pacific	9	53	32	53	85	32	224	256	235
71	South Park R.C.	345 East 51st St., Los Angeles, CA 90011	Pacific	9	209	251	18	269	546	18	564	388
72	South Seas House	2301 West 24th St., Los Angeles CA 90018	Metro	10	23	20		20	61	0	61	7
73	St. Andrews R.C.	8701 Saint Andrews Place, Los Angeles,	Pacific	8	357	175	194	369	402	613	1,015	350
74	State Street R.C.	716 North State St., Los Angeles, CA	Metro	14	351	134	195	329	503	666	1,169	1426
75	Stonehurst R.C.	9901 Dronfield St., Sun Valley, CA 91352	Valley	7	161	84	6	90	305	44	349	120
76	Sun Valley R.C.	8133 Vineland Ave., Sun Valley, CA 91352	Valley	6	728	402	493	895	1,448	1,195	2,643	530
77	Sylmar Park R.C.	13109 Borden Ave, Los Angeles, CA 91342	Valley	7	338	36	991	1,027	108	2,135	2,243	435
78	Toberman R.C.	1725 Toberman St., Los Angeles, CA	Metro	1	111	73	59	132	146	163	309	43
79	Trinity R.C.	2415 Trinity St., Los Angeles, CA 90011	Pacific	9	46	36	13	49	103	110	213	442
80	Valley Plaza	12240 Archwood St., North Hollywood,	Valley	2	151	55	205	260	182	510	692	745
81	Van Ness R.C.	5720 2nd Avenue, Los Angeles, CA	Pacific	8	308	53	188	241	335	402	737	110
82	Van Nuys R.C.	14301 Vanowen St., Van Nuys, CA 91405	Valley	6	609	658	145	803	1,240	697	1,937	354
83	Victory-Vineland R.C.	11117 Victory Blvd., North Hollywood, CA	Valley	2	259	31	318	349	219	1,044	1,263	332
84	Vineyard R.C.	2942 Vineyard Ave, Los Angeles, CA	Pacific	10	30	2		2	2	30	32	270
85	Wabash R.C.	2765 Wabash Ave, Los Angeles, CA 90033	Metro	14	243		131	131	9	543	552	215
86	Wilmington R.C.	325 N. Neptune Ave., Wilmington, CA	Pacific	15	131	5	167	172	39	335	374	115
87	Winnetka R.C.	8401 Winnetka Ave., Winnetka, CA 91306	Valley	3	375	86	241	327	444	897	1341	350
88	Yucca Park Community Center	6671 Yucca St., Los Angeles, CA 90028	Metro	13	168	155	24	179	602	62	664	302
Subtotal Recreation Centers - Pre-qualified					18,756	7,606	15,097	22,703	25,448	42,292	67,740	33,199

RECREATION CENTERS - Non Pre-qualified (w/ self certification)					Totals	Spring 2019 Actual Enrollment (Baseline) Totals			FY 2018/2019 Actual Enrollment (Baseline) Totals			
Facility	Address	Region	CD	Actual (Baseline) Total Enrollment	Actual Enrollment (Baseline) - Classes	Actual Enrollment (Baseline) Sports Leagues	Actual (Baseline) Total Enrollment	Actual Enrollment (Baseline) - Classes	Actual Enrollment (Baseline) Sports Leagues	Actual (Baseline) Total Enrollment	Estimated Total Enrollment	
1	Balboa Sports Complex	17015 Burbank Blvd., Encino, CA 91316	Valley	6	554	188	282	470	592	1323	1915	157
2	Barrington R.C.	333 S. Barrington Ave., Los Angeles, CA	Valley	11	399	25	248	273	154	854	1008	66
3	Bogdanovich R.C.	1920 Cumbre Drive, San Pedro, CA 90732	Pacific	15	442		225	225	0	896	896	0

PROJECT PLAN
YOUTH SPORT PARTNERSHIP



Attachment 3: Detail Recreation Centers

DOCUMENT NO.: LA28-005
FISCAL YEAR: 2024/2025

					BASELINE								
					Spring 2019				FY 2018/2019				
b) Totals					Actual Enrollment (Baseline) Totals				Actual Enrollment (Baseline) Totals				
4	Branford R.C.	13306 Branford St., Arleta, CA 91331	Valley	6	202	2	302	304	79	927	1006	117	
5	Carlin G. Smith R.C.	511 West Ave 46, Los Angeles, CA 90065	Metro	1	42	24		24	120	0	120	5	
6	Chatsworth Park South	22360 Devonshire St., Chatsworth, CA	Valley	12	29	32	6	38	86	11	97	5	
7	Cheviot Hills R.C.	2551 Motor Ave., Los Angeles, CA 90064	Valley	5	1816	213		213	467	2987	3454	255	
8	Crestwood Hills R.C.	1000 Hanley Ave., Los Angeles, CA 90049	Valley	11	0			0	0	0	0	0	
9	Culver Slauson R.C.	5072 S. Slauson Ave., Culver City, CA	Pacific	11	0			0	7	20	27	5	
10	Eagle Rock R.C.	1100 Eagle Vista Dr., Los Angeles, CA	Metro	14	205	93	243	336	191	739	930	77	
11	Encino Community Center	4935 Balboa Blvd, Encino, CA 91316	Valley	5	72	132		132	294	0	294	18	
12	Lakeview Terrace R.C.	11075 Foothill Blvd, Lakeview Terrace, CA	Valley	7	212	160	88	248	469	327	796	42	
13	Mar Vista R.C.	11430 Woodbine Ave., Los Angeles, CA	Valley	11	506	53	665	718	218	1573	1791	113	
14	Mason Park R.C.	10500 Mason Ave, Chatsworth, CA 91311	Valley	12	805	228	8	236	490	934	1424	72	
15	Montecito Heights R.C.	4545 Homer St., Los Angeles, CA 90031	Metro	1	208	124	289	413	288	615	903	36	
16	Northridge R.C.	18300 Lemarsh St., Northridge, CA 91324	Valley	12	497	74	807	881	275	1593	1868	98	
17	Oakwood R.C.	767 California Ave, Venice, CA 90291	Valley	11	91		53	53	32	234	266	19	
18	Palisades R.C.	851 Alma Real Dr., Pacific Palisades, CA	Valley	11	1224	118	181	299	216	1855	2071	106	
19	Palms R.C.	2950 Overland Ave., Los Angeles, CA	Valley	5	206	8		8	37	260	297	18	
20	Pan Pacific Park R.C.	7600 Beverly Blvd., Los Angeles, CA 90036	Metro	4	508	122	287	409	368	1033	1401	67	
21	Peck Park Community Center	560 North Western Ave., San Pedro, CA	Pacific	15	164	15	186	201	55	489	544	36	
22	Penmar R.C.	1341 Lake St, Los Angeles, CA 90291	Valley	11	252	14	229	243	110	825	935	78	
23	Robertson R.C.	1641 Preuss Rd., Los Angeles, CA 90035	Pacific	5	0		0	0	0	0	0	0	
24	Rustic Canyon R.C.	601 Latimer Rd., Santa Monica, CA 90402	Valley	11	9	16		16	39	0	39	5	
25	Shadow Ranch R.C.	22633 Vanowen St, West Hills, CA 91307	Valley	12	114	107		107	408	0	408	27	
26	Silver Lake R.C.	1850 West Silver Lake Dr., Los Angeles,	Metro	13	690	77	102	179	255	942	1197	60	
27	Stoner R.C.	1835 Stoner Ave., Los Angeles, CA 90025	Valley	11	186	25	69	94	285	254	539	36	
28	Studio City R.C.	12621 Rye St., Studio City, CA 91604	Valley	2	591	44	297	341	333	1161	1494	80	
29	Sunland R.C.	8651 Foothill Blvd, Sunland, CA 91040	Valley	7	210	266	116	382	696	238	934	59	
30	Tarzana R.C.	5655 Vanalden Ave., Tarzana, CA 91356	Valley	3	204	27	236	263	103	783	886	80	
31	Van Nuys Sherman Oaks R.C.	14201 Huston St., Sherman Oaks, CA	Valley	2	527	20	420	440	406	1483	1889	86	
32	Westchester R.C.	7000 W. Manchester Ave., Los Angeles,	Pacific	11	357		86	86	0	842	842	56	
33	Westwood R.C.	1350 S. Sepulveda Blvd, Los Angeles, CA	Valley	5	556	347	274	621	948	933	1881	94	
34	Woodland Hills R.C.	5858 Shoup Ave., Woodland Hills, CA	Valley	3	1191	202	358	560	766	1834	2600	169	
35	Yosemite R.C.	1840 Yosemite Dr., Los Angeles, CA 90041	Metro	14	411	59	324	383	217	1239	1456	73	
Subtotal Recreation Centers - Non Pre-qualified (with self certification)					13,480	2,815	6,381	9,196	9,004	27,204	36,208	2,215	
Total Recreation Centers					32,236	10,421	21,478	31,899	34,452	69,496	103,948	35,414	

PROJECT PLAN
YOUTH SPORT PARTNERSHIP



Attachment 3: Detail Recreation Centers

DOCUMENT NO.: LA28-005
FISCAL YEAR: 2024/2025

Summer 2024 (7/1/24 - 9/30/24) Estimated Enrollment Totals									Fall 2024 (10/1/24 - 12/31/24) Estimated Enrollment Totals		
RECREATION CENTERS - Pre-qualified											
Facility	Address	Region	CD	Estimated Enrollment - Classes	Estimated Enrollment - Sports Leagues	Estimated \$ Classes \$80	Estimated \$ Sports Leagues \$180	Estimated Total Classes + Sports Leagues	Estimated Total Enrollment	Estimated Enrollment - Classes	Estimated Enrollment - Sports Leagues
1 109th Street R.C.	1464 E. 109th St., Los Angeles, CA 90059	Pacific	15	201	65	\$ 16,080	\$ 11,700	\$ 27,780	239	131	108
2 Algin Sutton R.C.	8800 S. Hoover St., Los Angeles, CA	Pacific	8	460	13	\$ 36,800	\$ 2,340	\$ 39,140	344	245	99
3 Alpine R.C.	817 Yale St., Los Angeles, CA 90012	Metro	1	58	165	\$ 4,640	\$ 29,700	\$ 34,340	367	194	173
4 Andres and Maria Cardenas R.C.	14740 Blythe St., Panorama City, CA	Valley	6	108	0	\$ 8,640	\$ -	\$ 8,640	124	124	0
5 Baldwin Hills R.C.	5401 Highlight Pl., Los Angeles, CA 90016	Pacific	10	376	238	\$ 30,080	\$ 42,840	\$ 72,920	359	171	188
6 Banning R.C.	1331 Eubank Ave, Wilmington, CA 90744	Pacific	15	177	87	\$ 14,160	\$ 15,660	\$ 29,820	168	51	117
7 Bellevue R.C.	826 Lucile Ave., Los Angeles, CA 90026	Metro	13	84	446	\$ 6,720	\$ 80,280	\$ 87,000	143	47	96
8 Boyle Heights Sports Center	933 South Mott St., Los Angeles, CA	Metro	14	92	228	\$ 7,360	\$ 41,040	\$ 48,400	493	271	222
9 Central R.C.	1357 East 22nd St., Los Angeles, CA 90011	Pacific	9	68	81	\$ 5,440	\$ 14,580	\$ 20,020	69	7	62
10 Chevy Chase R.C.	4165 Chevy Chase Dr., Los Angeles, CA	Metro	13	460	101	\$ 36,800	\$ 18,180	\$ 54,980	486	374	112
11 Costello R.C.	3141 E. Olympic Bl., Los Angeles, CA	Metro	14	1739	125	\$ 139,120	\$ 22,500	\$ 161,620	3278	2937	341
12 Cypress Park R.C.	2630 Pepper Ave., Los Angeles, CA 90065	Metro	1	313	3	\$ 25,040	\$ 540	\$ 25,580	378	259	119
13 David M. Gonzales/Pacoima R.C.	10943 Herrick Ave., Pacoima, CA 91331	Valley	7	192	131	\$ 15,360	\$ 23,580	\$ 38,940	472	310	162
14 Delano R.C.	15100 Erwin St., Van Nuys, CA 91411	Valley	6	132	470	\$ 10,560	\$ 84,600	\$ 95,160	755	192	563
15 Denker R.C.	1550 West 35th Pl., Los Angeles, CA	Pacific	8	218	25	\$ 17,440	\$ 4,500	\$ 21,940	107	56	51
16 Downey R.C.	1772 North Spring St, Los Angeles, CA	Metro	1	526	144	\$ 42,080	\$ 25,920	\$ 68,000	653	427	226
17 E. Wilmington Greenbelt Community Center	918 North Sanford Ave., Wilmington, CA 90744	Pacific	15	4	66	\$ 320	\$ 11,880	\$ 12,200	83	38	45
18 Echo Park R.C.	1632 Bellevue Ave, Los Angeles, CA 90026	Metro	13	293	516	\$ 23,440	\$ 92,880	\$ 116,320	563	219	344
19 El Sereno R.C.	4721 Klamath St., Los Angeles, CA 90032	Metro	14	103	38	\$ 8,240	\$ 6,840	\$ 15,080	405	158	247
20 Elysian Valley R.C.	1811 Ripple St., Los Angeles, CA 90039	Metro	13	0	50	\$ -	\$ 9,000	\$ 9,000	120	10	110
21 Evergreen R.C.	2844 E. 2nd St, Los Angeles, CA 90033	Metro	14	691	111	\$ 55,280	\$ 19,980	\$ 75,260	1030	570	460
22 Expo Center/Roy Anderson R.C.	3980 South Bill Robertson Lane, Los Angeles, CA	Expo	9	690	882	\$ 55,200	\$ 158,760	\$ 213,960	1425	1422	3
23 Fernangeles R.C.	8851 Laurel Canyon Blvd, Sun Valley, CA	Valley	6	235	322	\$ 18,800	\$ 57,960	\$ 76,760	599	296	303
24 Fred Roberts R.C.	4700 S. Honduras St., Los Angeles, CA	Pacific	9	147	77	\$ 11,760	\$ 13,860	\$ 25,620	82	3	79
25 Gilbert Lindsay R.C.	429 E. 42nd Pl., Los Angeles, CA 90011	Pacific	9	288	0	\$ 23,040	\$ -	\$ 23,040	140	113	27
26 Glassell Park R.C.	3650 Verdugo Rd., Los Angeles, CA 90065	Metro	1	96	77	\$ 7,680	\$ 13,860	\$ 21,540	154	6	148
27 Granada Hills R.C.	16730 Chatsworth St., Granada Hills, CA	Valley	12	70	400	\$ 5,600	\$ 72,000	\$ 77,600	470	70	400
28 Green Meadows R.C.	431 E. 89th St., Los Angeles, CA 90003	Pacific	9	608	49	\$ 48,640	\$ 8,820	\$ 57,460	658	238	420
29 Harbor City R.C.	24901 Frampton Ave, Harbor City, CA	Pacific	15	22	51	\$ 1,760	\$ 9,180	\$ 10,940	91	7	84
30 Hazard Park R.C.	2230 Norfolk St, Los Angeles, CA 90033	Metro	14	30	12	\$ 2,400	\$ 2,160	\$ 4,560	231	126	105
31 Highland Park R.C.	6150 N. Piedmont Avenue, Los Angeles, CA	Metro	1	126	140	\$ 10,080	\$ 25,200	\$ 35,280	409	106	303
32 Hollenbeck Park R.C.	415 S. St. Louis St, Los Angeles, CA 90033	Metro	14	156	51	\$ 12,480	\$ 9,180	\$ 21,660	313	279	34
33 Hollywood R.C.	1122 Cole Ave., Los Angeles, CA 90038	Metro	13	62	29	\$ 4,960	\$ 5,220	\$ 10,180	103	20	83
34 Hoover R.C.	1010 W. 25th St., Los Angeles, CA 90007	Metro	1	102	0	\$ 8,160	\$ -	\$ 8,160	214	88	126
35 Hubert Humphrey R.C.	12560 Filmore St., Pacoima, CA 91331	Valley	7	129	422	\$ 10,320	\$ 75,960	\$ 86,280	552	162	390
36 Jackie Tatum Harvard R.C.	1535 W. 62nd St., Los Angeles, CA 90047	Pacific	8	655	30	\$ 52,400	\$ 5,400	\$ 57,800	530	305	225
37 Jim Gilliam R.C.	4000 S. La Brea Avenue, Los Angeles, CA	Pacific	10	238	27	\$ 19,040	\$ 4,860	\$ 23,900	99	70	29
38 Lafayette MultiPurpose Community Center	625 South Lafayette Park Place, Los Angeles, CA	Metro	10	594	123	\$ 47,520	\$ 22,140	\$ 69,660	717	484	233
39 Lake Street Park	227 North Lake St., Los Angeles, CA 90026	Metro	13	85	6	\$ 6,800	\$ 1,080	\$ 7,880	98	98	0
40 Lanark R.C.	21816 Lanark St, Canoga Park, CA 91305	Valley	3	175	42	\$ 14,000	\$ 7,560	\$ 21,560	459	53	406
41 Leland R.C.	863 S. Herbert Ave, San Pedro, CA 90731	Pacific	15	50	50	\$ 4,000	\$ 9,000	\$ 13,000	100	50	50
42 Lemon Grove R.C.	4959 Lemon Grove Ave, Los Angeles, CA	Metro	13	210	60	\$ 16,800	\$ 10,800	\$ 27,600	245	180	65
43 Lincoln Heights R.C.	2303 Workman Street, Los Angeles, CA	Metro	1	99	75	\$ 7,920	\$ 13,500	\$ 21,420	406	344	62
44 Lincoln Heights Youth Center	2911 Altura Street, Los Angeles, CA 90031	Metro	1	439	2	\$ 35,120	\$ 360	\$ 35,480	464	464	0
45 Lincoln Park R.C.	3501 Valley Blvd, Los Angeles, CA 90031	Metro	1	86	0	\$ 6,880	\$ -	\$ 6,880	101	79	22
46 Loren Miller R.C.	2717 Halldale Ave, Los Angeles, CA 90018	Pacific	8	228	51	\$ 18,240	\$ 9,180	\$ 27,420	152	62	90
47 Macarthur Park R.C.	2230 W. 6th St., Los Angeles, CA 90057	Metro	1	311	78	\$ 24,880	\$ 14,040	\$ 38,920	422	316	106
48 Martin Luther King, Jr. R.C.	3916 S. Western Avenue, Los Angeles, CA	Pacific	8	90	17	\$ 7,200	\$ 3,060	\$ 10,260	105	19	86

PROJECT PLAN
YOUTH SPORT PARTNERSHIP



Attachment 3: Detail Recreation Centers

DOCUMENT NO.: LA28-005
FISCAL YEAR: 2024/2025

					Summer 2024 (7/1/24 - 9/30/24)					Fall 2024 (10/1/24 - 12/31/24)		
					Estimated Enrollment Totals					Estimated Enr		
49	Michelle and Barack Obama Sports	5001 Rodeo Rd, Los Angeles, CA 90016	Pacific	10	370	0	\$ 29,600	\$ -	\$ 29,600	605	458	147
	830 West 70th St., Los Angeles, CA 90044		Pacific	8	160	6	\$ 12,800	\$ 1,080	\$ 13,880	278	167	111
51	Normandale R.C.	22400 S. Halldale Ave., Los Angeles, CA	Pacific	15	113	1	\$ 9,040	\$ 180	\$ 9,220	112	47	65
52	Normandie R.C.	1550 S. Normandie Avenue, Los Angeles, CA	Metro	1	141	33	\$ 11,280	\$ 5,940	\$ 17,220	379	104	275
53	North Hills Community Park	8756 N. Parthenia Pl, North Hills, CA	Valley	6	0	0	\$ -	\$ -	\$ -	0	0	0
54	North Hollywood R.C.	11430 Chandler Blvd, North Hollywood, CA	Valley	2	249	172	\$ 19,920	\$ 30,960	\$ 50,880	402	280	122
55	North Weddington R.C.	10844 Acama St., Studio City, CA 91602	Valley	2	15	75	\$ 1,200	\$ 13,500	\$ 14,700	65	15	50
56	Panorama City R.C.	8600 Hazeltine Ave., Panorama City, CA	Valley	6	40	140	\$ 3,200	\$ 25,200	\$ 28,400	200	70	130
57	Pecan R.C.	127 South Pecan St., Los Angeles, CA	Metro	14	525	309	\$ 42,000	\$ 55,620	\$ 97,620	437	116	321
58	Poinsettia R.C.	7341 Willoughby Ave, Los Angeles, CA	Metro	5	20	70	\$ 1,600	\$ 12,600	\$ 14,200	125	35	90
59	Queen Anne R.C.	1240 West Blvd, Los Angeles, CA 90019	Metro	10	21	310	\$ 1,680	\$ 55,800	\$ 57,480	496	92	404
60	Ramon Garcia R.C.	1016 S. Fresno Street, Los Angeles, CA	Metro	14	593	294	\$ 47,440	\$ 52,920	\$ 100,360	1384	943	441
61	Reseda R.C.	18411 Victory Blvd, Reseda, CA 91335	Valley	3	147	108	\$ 11,760	\$ 19,440	\$ 31,200	258	86	172
62	Rio de Los Angeles State Park	1900 N. San Fernando Rd, Los Angeles, CA	Metro	1	313	137	\$ 25,040	\$ 24,660	\$ 49,700	508	361	147
63	Ritchie Valens R.C.	10736 Laurel Canyon Blvd, Pacoima, CA	Valley	7	97	364	\$ 7,760	\$ 65,520	\$ 73,280	512	126	386
64	Rose Hill R.C.	4530 Mercury Ave., Los Angeles, CA	Metro	14	502	234	\$ 40,160	\$ 42,120	\$ 82,280	868	650	218
65	Rosecrans R.C.	840 W. 149th St., Gardena, CA 90247	Pacific	15	226	1	\$ 18,080	\$ 180	\$ 18,260	181	9	172
66	Ross Snyder R.C.	1501 East 41st St., Los Angeles, CA 90011	Pacific	9	373	173	\$ 29,840	\$ 31,140	\$ 60,980	613	354	259
67	Seoul International Park	3250 San Marino St., Los Angeles, CA	Pacific	10	144	389	\$ 11,520	\$ 70,020	\$ 81,540	455	162	293
68	Sepulveda R.C.	8825 Kester Ave., Panorama City 91405	Valley	6	39	27	\$ 3,120	\$ 4,860	\$ 7,980	147	66	81
69	Shatto R.C.	3191 West 4th St, Los Angeles, CA 90020	Metro	13	763	244	\$ 61,040	\$ 43,920	\$ 104,960	787	589	198
70	Slauson R.C.	5306 S. Compton Ave., Los Angeles, CA	Pacific	9	170	65	\$ 13,600	\$ 11,700	\$ 25,300	278	14	264
71	South Park R.C.	345 East 51st St., Los Angeles, CA 90011	Pacific	9	387	1	\$ 30,960	\$ 180	\$ 31,140	72	15	57
72	South Seas House	2301 West 24th St., Los Angeles CA 90018	Metro	10	6	1	\$ 480	\$ 180	\$ 660	48	48	0
73	St. Andrews R.C.	8701 Saint Andrews Place, Los Angeles, CA	Pacific	8	350	0	\$ 28,000	\$ -	\$ 28,000	147	89	58
74	State Street R.C.	716 North State St., Los Angeles, CA	Metro	14	1282	144	\$ 102,560	\$ 25,920	\$ 128,480	1073	866	207
75	Stonehurst R.C.	9901 Dronfield St., Sun Valley, CA 91352	Valley	7	51	69	\$ 4,080	\$ 12,420	\$ 16,500	132	85	47
76	Sun Valley R.C.	8133 Vineland Ave., Sun Valley, CA 91352	Valley	6	243	287	\$ 19,440	\$ 51,660	\$ 71,100	603	234	369
77	Sylmar Park R.C.	13109 Borden Ave, Los Angeles, CA 91342	Valley	7	186	249	\$ 14,880	\$ 44,820	\$ 59,700	698	195	503
78	Toberman R.C.	1725 Toberman St., Los Angeles, CA	Metro	1	18	25	\$ 1,440	\$ 4,500	\$ 5,940	312	237	75
79	Trinity R.C.	2415 Trinity St., Los Angeles, CA 90011	Pacific	9	233	209	\$ 18,640	\$ 37,620	\$ 56,260	206	17	189
80	Valley Plaza	12240 Archwood St., North Hollywood, CA	Valley	2	453	292	\$ 36,240	\$ 52,560	\$ 88,800	503	347	156
81	Van Ness R.C.	5720 2nd Avenue, Los Angeles, CA	Pacific	8	27	83	\$ 2,160	\$ 14,940	\$ 17,100	240	54	186
82	Van Nuys R.C.	14301 Vanowen St., Van Nuys, CA 91405	Valley	6	55	299	\$ 4,400	\$ 53,820	\$ 58,220	412	71	341
83	Victory-Vineland R.C.	11117 Victory Blvd., North Hollywood, CA	Valley	2	77	255	\$ 6,160	\$ 45,900	\$ 52,060	278	17	261
84	Vineyard R.C.	2942 Vineyard Ave, Los Angeles, CA	Pacific	10	205	65	\$ 16,400	\$ 11,700	\$ 28,100	115	103	12
85	Wabash R.C.	2765 Wabash Ave, Los Angeles, CA 90033	Metro	14	63	152	\$ 5,040	\$ 27,360	\$ 32,400	492	284	208
86	Wilmington R.C.	325 N. Neptune Ave., Wilmington, CA	Pacific	15	41	74	\$ 3,280	\$ 13,320	\$ 16,600	83	39	44
87	Winnetka R.C.	8401 Winnetka Ave., Winnetka, CA 91306	Valley	3	100	250	\$ 8,000	\$ 45,000	\$ 53,000	350	100	250
88	Yucca Park Community Center	6671 Yucca St., Los Angeles, CA 90028	Metro	13	302	0	\$ 24,160	\$ -	\$ 24,160	218	185	33
Subtotal Recreation Centers - Pre-qualified					21,416	11,783	\$ 1,713,280	\$ 2,120,940	\$ 3,834,220	35,047	19,981	15,066

RECREATION CENTERS - Non Pre-qualified (w/ self certification)				Summer 2024 (7/1/24 - 9/30/24)				
				Estimated Enrollment Totals				
Facility	Address	Region	CD	Estimated Enrollment - Classes	Estimated Enrollment - Sports Leagues	Estimated \$ Classes \$80	Estimated \$ Sports Leagues \$ 180	Estimated Total Classes + Sports Leagues
1	Balboa Sports Complex	17015 Burbank Blvd., Encino, CA 91316	Valley	6	29	128	\$ 2,320	\$ 23,040
2	Barrington R.C.	333 S. Barrington Ave., Los Angeles, CA	Valley	11	16	50	\$ 1,280	\$ 9,000
3	Bogdanovich R.C.	1920 Cumbre Drive, San Pedro, CA 90732	Pacific	15	0	0	\$ -	\$ -

Fall 2024 (10/1/24 - 12/31/24)		
Estimated Enrollment Totals		
Estimated Total Enrollment	Estimated Enrollment - Classes	Estimated Enrollment - Sports Leagues
22	22	0
2	2	0
46	0	46

PROJECT PLAN
YOUTH SPORT PARTNERSHIP



Attachment 3: Detail Recreation Centers

DOCUMENT NO.: LA28-005
FISCAL YEAR: 2024/2025

				Summer 2024 (7/1/24 - 9/30/24) Estimated Enrollment Totals						Fall 2024 (10/1/24 - 12/31/24) Estimated Enrollment Totals		
4	Branford R.C.	13306 Branford St., Arleta, CA 91331	Valley	6	30	87	\$ 2,400	\$ 15,660	18,060	14	14	0
5	Carlin G. Smith R.C.	511 West Ave 46, Los Angeles, CA 90065	Metro	1	5	0	\$ 400	\$ -	400	7	7	0
6	Chatsworth Park South	22360 Devonshire St., Chatsworth, CA	Valley	12	5	0	\$ 400	\$ -	400	4	4	0
7	Cheviot Hills R.C.	2551 Motor Ave., Los Angeles, CA 90064	Valley	5	0	255	\$ -	\$ 45,900	45,900	30	30	0
8	Crestwood Hills R.C.	1000 Hanley Ave., Los Angeles, CA 90049	Valley	11	0	0	\$ -	\$ -	0	0	0	0
9	Culver Slauson R.C.	5072 S. Slauson Ave., Culver City, CA	Pacific	11	0	5	\$ -	\$ 900	900	1	1	0
10	Eagle Rock R.C.	1100 Eagle Vista Dr., Los Angeles, CA	Metro	14	9	68	\$ 720	\$ 12,240	12,960	1	1	0
11	Encino Community Center	4935 Balboa Blvd, Encino, CA 91316	Valley	5	18	0	\$ 1,440	\$ -	1,440	0	0	0
12	Lakeview Terrace R.C.	11075 Foothill Blvd, Lakeview Terrace, CA	Valley	7	19	23	\$ 1,520	\$ 4,140	\$ 5,660	25	22	3
13	Mar Vista R.C.	11430 Woodbine Ave., Los Angeles, CA	Valley	11	11	102	\$ 880	\$ 18,360	19,240	0	0	0
14	Mason Park R.C.	10500 Mason Ave, Chatsworth, CA 91311	Valley	12	25	47	\$ 2,000	\$ 8,460	10,460	5	0	5
15	Montecito Heights R.C.	4545 Homer St., Los Angeles, CA 90031	Metro	1	14	22	\$ 1,120	\$ 3,960	\$ 5,080	20	0	20
16	Northridge R.C.	18300 Lemarsh St., Northridge, CA 91324	Valley	12	31	67	\$ 2,480	\$ 12,060	14,540	0	0	0
17	Oakwood R.C.	767 California Ave, Venice, CA 90291	Valley	11	5	14	\$ 400	\$ 2,520	2,920	7	0	7
18	Palisades R.C.	851 Alma Real Dr., Pacific Palisades, CA	Valley	11	7	99	\$ 560	\$ 17,820	18,380	4	4	0
19	Palms R.C.	2950 Overland Ave., Los Angeles, CA	Valley	5	5	13	\$ 400	\$ 2,340	2,740	1	1	0
20	Pan Pacific Park R.C.	7600 Beverly Blvd., Los Angeles, CA 90036	Metro	4	9	58	\$ 720	\$ 10,440	11,160	30	18	11
21	Peck Park Community Center	560 North Western Ave., San Pedro, CA	Pacific	15	5	31	\$ 400	\$ 5,580	5,980	4	4	0
22	Penmar R.C.	1341 Lake St, Los Angeles, CA 90291	Valley	11	5	73	\$ 400	\$ 13,140	13,540	13	9	5
23	Robertson R.C.	1641 Preuss Rd., Los Angeles, CA 90035	Pacific	5	0	0	\$ -	\$ -	0	0	0	0
24	Rustic Canyon R.C.	601 Latimer Rd., Santa Monica, CA 90402	Valley	11	5	0	\$ 400	\$ -	400	2	2	0
25	Shadow Ranch R.C.	22633 Vanowen St, West Hills, CA 91307	Valley	12	27	0	\$ 2,160	\$ -	2,160	10	10	0
26	Silver Lake R.C.	1850 West Silver Lake Dr., Los Angeles,	Metro	13	21	39	\$ 1,680	\$ 7,020	8,700	6	6	0
27	Stoner R.C.	1835 Stoner Ave., Los Angeles, CA 90025	Valley	11	19	17	\$ 1,520	\$ 3,060	4,580	15	15	0
28	Studio City R.C.	12621 Rye St., Studio City, CA 91604	Valley	2	5	75	\$ 400	\$ 13,500	13,900	32	27	5
29	Sunland R.C.	8651 Foothill Blvd, Sunland, CA 91040	Valley	7	42	17	\$ 3,360	\$ 3,060	\$ 6,420	9	9	0
30	Tarzana R.C.	5655 Vanalden Ave., Tarzana, CA 91356	Valley	3	5	75	\$ 400	\$ 13,500	13,900	4	4	0
31	Van Nuys Sherman Oaks R.C.	14201 Huston St., Sherman Oaks, CA	Valley	2	20	66	\$ 1,600	\$ 11,880	13,480	98	24	74
32	Westchester R.C.	7000 W. Manchester Ave., Los Angeles,	Pacific	11	0	56	\$ -	\$ 10,080	10,080	24	0	24
33	Westwood R.C.	1350 S. Sepulveda Blvd, Los Angeles, CA	Valley	5	47	47	\$ 3,760	\$ 8,460	12,220	94	47	47
34	Woodland Hills R.C.	5858 Shoup Ave., Woodland Hills, CA	Valley	3	75	94	\$ 6,000	\$ 16,920	22,920	1	0	1
35	Yosemite R.C.	1840 Yosemite Dr., Los Angeles, CA 90041	Metro	14	6	67	\$ 480	\$ 12,060	12,540	59	13	46
Subtotal Recreation Centers - Non Pre-qualified (with self certification)					520	1,695	\$ 41,600	\$ 305,100	\$ 346,700	592	297	296
Total Recreation Centers					21,936	13,478	\$ 1,754,880	\$ 2,426,040	\$ 4,180,920	35,639	20,278	15,362

PROJECT PLAN
YOUTH SPORT PARTNERSHIP



Attachment 3: Detail Recreation Centers

DOCUMENT NO.: LA28-005
FISCAL YEAR: 2024/2025

							FY 2024/2025 PROJECT PLAN (ESTIMATE)				
							Winter 2025 (1/1/25 - 3/31/25) Estimated Enrollment Totals				
RECREATION CENTERS - Pre-qualified											
Facility	Address	Region	CD	Estimated \$ Classes \$80	Estimated \$ Sports Leagues \$180	Estimated Total Classes + Sports Leagues	Estimated Total Enrollment	Estimated Enrollment - Classes	Estimated Enrollment - Sports Leagues	Estimated \$ Classes \$80	Estimated \$ Sports Leagues \$180
1 109th Street R.C.	1464 E. 109th St., Los Angeles, CA 90059	Pacific	15	\$ 10,480	\$ 19,440	\$ 29,920	297	139	158	\$ 11,120	\$ 28,440
2 Algin Sutton R.C.	8800 S. Hoover St., Los Angeles, CA	Pacific	8	\$ 19,600	\$ 17,820	\$ 37,420	395	253	142	\$ 20,240	\$ 25,560
3 Alpine R.C.	817 Yale St., Los Angeles, CA 90012	Metro	1	\$ 15,520	\$ 31,140	\$ 46,660	286	140	146	\$ 11,200	\$ 26,280
4 Andres and Maria Cardenas R.C.	14740 Blythe St., Panorama City, CA	Valley	6	\$ 9,920	\$ -	\$ 9,920	119	119	0	\$ 9,520	\$ -
5 Baldwin Hills R.C.	5401 Highlight Pl., Los Angeles, CA 90016	Pacific	10	\$ 13,680	\$ 33,840	\$ 47,520	349	148	201	\$ 11,840	\$ 36,180
6 Banning R.C.	1331 Eubank Ave, Wilmington, CA 90744	Pacific	15	\$ 4,080	\$ 21,060	\$ 25,140	71	70	1	\$ 5,600	\$ 180
7 Bellevue R.C.	826 Lucile Ave., Los Angeles, CA 90026	Metro	13	\$ 3,760	\$ 17,280	\$ 21,040	280	34	246	\$ 2,720	\$ 44,280
8 Boyle Heights Sports Center	933 South Mott St., Los Angeles, CA	Metro	14	\$ 21,680	\$ 39,960	\$ 61,640	440	193	247	\$ 15,440	\$ 44,460
9 Central R.C.	1357 East 22nd St., Los Angeles, CA 90011	Pacific	9	\$ 560	\$ 11,160	\$ 11,720	96	11	85	\$ 880	\$ 15,300
10 Chevy Chase R.C.	4165 Chevy Chase Dr., Los Angeles, CA	Metro	13	\$ 29,920	\$ 20,160	\$ 50,080	387	273	114	\$ 21,840	\$ 20,520
11 Costello R.C.	3141 E. Olympic Bl., Los Angeles, CA	Metro	14	\$ 234,960	\$ 61,380	\$ 296,340	1797	1344	453	\$ 107,520	\$ 81,540
12 Cypress Park R.C.	2630 Pepper Ave., Los Angeles, CA 90065	Metro	1	\$ 20,720	\$ 21,420	\$ 42,140	441	296	145	\$ 23,680	\$ 26,100
13 David M. Gonzales/Pacoima R.C.	10943 Herrick Ave., Pacoima, CA 91331	Valley	7	\$ 24,800	\$ 29,160	\$ 53,960	421	251	170	\$ 20,080	\$ 30,600
14 Delano R.C.	15100 Erwin St., Van Nuys, CA 91411	Valley	6	\$ 15,360	\$ 101,340	\$ 116,700	894	79	815	\$ 6,320	\$ 146,700
15 Denker R.C.	1550 West 35th Pl., Los Angeles, CA	Pacific	8	\$ 4,480	\$ 9,180	\$ 13,660	104	42	62	\$ 3,360	\$ 11,160
16 Downey R.C.	1772 North Spring St, Los Angeles, CA	Metro	1	\$ 34,160	\$ 40,680	\$ 74,840	520	263	257	\$ 21,040	\$ 46,260
17 E. Wilmington Greenbelt Community Center	918 North Sanford Ave., Wilmington, CA 90744	Pacific	15	\$ 3,040	\$ 8,100	\$ 11,140	137	46	91	\$ 3,680	\$ 16,380
18 Echo Park R.C.	1632 Bellevue Ave, Los Angeles, CA 90026	Metro	13	\$ 17,520	\$ 61,920	\$ 79,440	425	171	254	\$ 13,680	\$ 45,720
19 El Sereno R.C.	4721 Klamath St., Los Angeles, CA 90032	Metro	14	\$ 12,640	\$ 44,460	\$ 57,100	613	317	296	\$ 25,360	\$ 53,280
20 Elysian Valley R.C.	1811 Ripple St., Los Angeles, CA 90039	Metro	13	\$ 800	\$ 19,800	\$ 20,600	110	10	100	\$ 800	\$ 18,000
21 Evergreen R.C.	2844 E. 2nd St, Los Angeles, CA 90033	Metro	14	\$ 45,600	\$ 82,800	\$ 128,400	1027	718	309	\$ 57,440	\$ 55,620
22 Expo Center/Roy Anderson R.C.	3980 South Bill Robertson Lane, Los Angeles, CA	Expo	9	\$ 113,760	\$ 540	\$ 114,300	1014	198	816	\$ 15,840	\$ 146,880
23 Fernangeles R.C.	8851 Laurel Canyon Blvd, Sun Valley, CA	Valley	6	\$ 23,680	\$ 54,540	\$ 78,220	635	339	296	\$ 27,120	\$ 53,280
24 Fred Roberts R.C.	4700 S. Honduras St., Los Angeles, CA	Pacific	9	\$ 240	\$ 14,220	\$ 14,460	124	21	103	\$ 1,680	\$ 18,540
25 Gilbert Lindsay R.C.	429 E. 42nd Pl., Los Angeles, CA 90011	Pacific	9	\$ 9,040	\$ 4,860	\$ 13,900	113	71	42	\$ 5,680	\$ 7,560
26 Glassell Park R.C.	3650 Verdugo Rd., Los Angeles, CA 90065	Metro	1	\$ 480	\$ 26,640	\$ 27,120	167	24	143	\$ 1,920	\$ 25,740
27 Granada Hills R.C.	16730 Chatsworth St., Granada Hills, CA	Valley	12	\$ 5,600	\$ 72,000	\$ 77,600	470	70	400	\$ 5,600	\$ 72,000
28 Green Meadows R.C.	431 E. 89th St., Los Angeles, CA 90003	Pacific	9	\$ 19,040	\$ 75,600	\$ 94,640	820	158	662	\$ 12,640	\$ 119,160
29 Harbor City R.C.	24901 Frampton Ave, Harbor City, CA	Pacific	15	\$ 560	\$ 15,120	\$ 15,680	158	21	137	\$ 1,680	\$ 24,660
30 Hazard Park R.C.	2230 Norfolk St, Los Angeles, CA 90033	Metro	14	\$ 10,080	\$ 18,900	\$ 28,980	313	118	195	\$ 9,440	\$ 35,100
31 Highland Park R.C.	6150 N. Piedmont Avenue, Los Angeles, CA	Metro	1	\$ 8,480	\$ 54,540	\$ 63,020	618	352	266	\$ 28,160	\$ 47,880
32 Hollenbeck Park R.C.	415 S. St. Louis St, Los Angeles, CA 90033	Metro	14	\$ 22,320	\$ 6,120	\$ 28,440	398	341	57	\$ 27,280	\$ 10,260
33 Hollywood R.C.	1122 Cole Ave., Los Angeles, CA 90038	Metro	13	\$ 1,600	\$ 14,940	\$ 16,540	108	65	43	\$ 5,200	\$ 7,740
34 Hoover R.C.	1010 W. 25th St., Los Angeles, CA 90007	Metro	1	\$ 7,040	\$ 22,680	\$ 29,720	205	159	46	\$ 12,720	\$ 8,280
35 Hubert Humphrey R.C.	12560 Filmore St., Pacoima, CA 91331	Valley	7	\$ 12,960	\$ 70,200	\$ 83,160	384	130	254	\$ 10,400	\$ 45,720
36 Jackie Tatum Harvard R.C.	1535 W. 62nd St., Los Angeles, CA 90047	Pacific	8	\$ 24,400	\$ 40,500	\$ 64,900	345	211	134	\$ 16,880	\$ 24,120
37 Jim Gilliam R.C.	4000 S. La Brea Avenue, Los Angeles, CA	Pacific	10	\$ 5,600	\$ 5,220	\$ 10,820	54	9	45	\$ 720	\$ 8,100
38 Lafayette MultiPurpose Community Center	625 South Lafayette Park Place, Los Angeles, CA	Metro	10	\$ 38,720	\$ 41,940	\$ 80,660	961	788	173	\$ 63,040	\$ 31,140
39 Lake Street Park	227 North Lake St., Los Angeles, CA 90026	Metro	13	\$ 7,840	\$ -	\$ 7,840	68	65	3	\$ 5,200	\$ 540
40 Lanark R.C.	21816 Lanark St, Canoga Park, CA 91305	Valley	3	\$ 4,240	\$ 73,080	\$ 77,320	367	142	225	\$ 11,360	\$ 40,500
41 Leland R.C.	863 S. Herbert Ave, San Pedro, CA 90731	Pacific	15	\$ 4,000	\$ 9,000	\$ 13,000	100	50	50	\$ 4,000	\$ 9,000
42 Lemon Grove R.C.	4959 Lemon Grove Ave, Los Angeles, CA	Metro	13	\$ 14,400	\$ 11,700	\$ 26,100	247	204	43	\$ 16,320	\$ 7,740
43 Lincoln Heights R.C.	2303 Workman Street, Los Angeles, CA	Metro	1	\$ 27,520	\$ 11,160	\$ 38,680	230	175	55	\$ 14,000	\$ 9,900
44 Lincoln Heights Youth Center	2911 Altura Street, Los Angeles, CA 90031	Metro	1	\$ 37,120	\$ -	\$ 37,120	501	390	111	\$ 31,200	\$ 19,980
45 Lincoln Park R.C.	3501 Valley Blvd, Los Angeles, CA 90031	Metro	1	\$ 6,320	\$ 3,960	\$ 10,280	144	90	54	\$ 7,200	\$ 9,720
46 Loren Miller R.C.	2717 Halldale Ave, Los Angeles, CA 90018	Pacific	8	\$ 4,960	\$ 16,200	\$ 21,160	158	83	75	\$ 6,640	\$ 13,500
47 Macarthur Park R.C.	2230 W. 6th St., Los Angeles, CA 90057	Metro	1	\$ 25,280	\$ 19,080	\$ 44,360	486	352	134	\$ 28,160	\$ 24,120
48 Martin Luther King, Jr. R.C.	3916 S. Western Avenue, Los Angeles, CA	Pacific	8	\$ 1,520	\$ 15,480	\$ 17,000	50	23	27	\$ 1,840	\$ 4,860

PROJECT PLAN
YOUTH SPORT PARTNERSHIP



Attachment 3: Detail Recreation Centers

DOCUMENT NO.: LA28-005
FISCAL YEAR: 2024/2025

					FY 2024/2025 PROJECT PLAN (ESTIMATE)												
					24 - 12/31/24					Winter 2025 (1/1/25 - 3/31/25)							
					Enrollment Totals					Estimated Enrollment Totals							
49	Michelle and Barack Obama Sports	5001 Rodeo Rd, Los Angeles, CA 90016	Pacific	10	\$	36,640	\$	26,460	\$	63,100	414	91	323	\$	7,280	\$	58,140
50	Mount Carmel R.C.	830 West 70th St., Los Angeles, CA 90044	Pacific	8	\$	13,360	\$	19,980	\$	33,340	520	406	114	\$	32,480	\$	20,520
51	Normandale R.C.	22400 S. Halldale Ave., Los Angeles, CA	Pacific	15	\$	3,760	\$	11,700	\$	15,460	90	19	71	\$	1,520	\$	12,780
52	Normandie R.C.	1550 S. Normandie Avenue, Los Angeles,	Metro	1	\$	8,320	\$	49,500	\$	57,820	391	140	251	\$	11,200	\$	45,180
53	North Hills Community Park	8756 N. Parthenia Pl, North Hills, CA	Valley	6	\$	-	\$	-	\$	-	0	0	0	\$	-	\$	-
54	North Hollywood R.C.	11430 Chandler Blvd, North Hollywood,	Valley	2	\$	22,400	\$	21,960	\$	44,360	359	187	172	\$	14,960	\$	30,960
55	North Weddington R.C.	10844 Acama St., Studio City, CA 91602	Valley	2	\$	1,200	\$	9,000	\$	10,200	180	30	150	\$	2,400	\$	27,000
56	Panorama City R.C.	8600 Hazeltine Ave., Panorama City, CA	Valley	6	\$	5,600	\$	23,400	\$	29,000	190	70	120	\$	5,600	\$	21,600
57	Pecan R.C.	127 South Pecan St., Los Angeles, CA	Metro	14	\$	9,280	\$	57,780	\$	67,060	776	494	282	\$	39,520	\$	50,760
58	Poinsettia R.C.	7341 Willoughby Ave, Los Angeles, CA	Metro	5	\$	2,800	\$	16,200	\$	19,000	110	50	60	\$	4,000	\$	10,800
59	Queen Anne R.C.	1240 West Blvd, Los Angeles, CA 90019	Metro	10	\$	7,360	\$	72,720	\$	80,080	348	84	264	\$	6,720	\$	47,520
60	Ramon Garcia R.C.	1016 S. Fresno Street, Los Angeles, CA	Metro	14	\$	75,440	\$	79,380	\$	154,820	1226	877	349	\$	70,160	\$	62,820
61	Reseda R.C.	18411 Victory Blvd, Reseda, CA 91335	Valley	3	\$	6,880	\$	30,960	\$	37,840	176	130	46	\$	10,400	\$	8,280
62	Rio de Los Angeles State Park	1900 N. San Fernando Rd, Los Angeles, CA	Metro	1	\$	28,880	\$	26,460	\$	55,340	536	372	164	\$	29,760	\$	29,520
63	Ritchie Valens R.C.	10736 Laurel Canyon Blvd, Pacoima, CA	Valley	7	\$	10,080	\$	69,480	\$	79,560	368	91	277	\$	7,280	\$	49,860
64	Rose Hill R.C.	4530 Mercury Ave., Los Angeles, CA	Metro	14	\$	52,000	\$	39,240	\$	91,240	1045	726	319	\$	58,080	\$	57,420
65	Rosecrans R.C.	840 W. 149th St., Gardena, CA 90247	Pacific	15	\$	720	\$	30,960	\$	31,680	305	150	155	\$	12,000	\$	27,900
66	Ross Snyder R.C.	1501 East 41st St., Los Angeles, CA 90011	Pacific	9	\$	28,320	\$	46,620	\$	74,940	551	366	185	\$	29,280	\$	33,300
67	Seoul International Park	3250 San Marino St., Los Angeles, CA	Pacific	10	\$	12,960	\$	52,740	\$	65,700	273	75	198	\$	6,000	\$	35,640
68	Sepulveda R.C.	8825 Kester Ave., Panorama City 91405	Valley	6	\$	5,280	\$	14,580	\$	19,860	167	113	54	\$	9,040	\$	9,720
69	Shatto R.C.	3191 West 4th St, Los Angeles, CA 90020	Metro	13	\$	47,120	\$	35,640	\$	82,760	782	540	242	\$	43,200	\$	43,560
70	Slauson R.C.	5306 S. Compton Ave., Los Angeles, CA	Pacific	9	\$	1,120	\$	47,520	\$	48,640	74	3	71	\$	240	\$	12,780
71	South Park R.C.	345 East 51st St., Los Angeles, CA 90011	Pacific	9	\$	1,200	\$	10,260	\$	11,460	58	24	34	\$	1,920	\$	6,120
72	South Seas House	2301 West 24th St., Los Angeles CA 90018	Metro	10	\$	3,840	\$	-	\$	3,840	47	47	0	\$	3,760	\$	-
73	St. Andrews R.C.	8701 Saint Andrews Place, Los Angeles,	Pacific	8	\$	7,120	\$	10,440	\$	17,560	230	101	129	\$	8,080	\$	23,220
74	State Street R.C.	716 North State St., Los Angeles, CA	Metro	14	\$	69,280	\$	37,260	\$	106,540	1006	827	179	\$	66,160	\$	32,220
75	Stonehurst R.C.	9901 Dronfield St., Sun Valley, CA 91352	Valley	7	\$	6,800	\$	8,460	\$	15,260	172	82	90	\$	6,560	\$	16,200
76	Sun Valley R.C.	8133 Vineland Ave., Sun Valley, CA 91352	Valley	6	\$	18,720	\$	66,420	\$	85,140	546	271	275	\$	21,680	\$	49,500
77	Sylmar Park R.C.	13109 Borden Ave, Los Angeles, CA 91342	Valley	7	\$	15,600	\$	90,540	\$	106,140	854	455	399	\$	36,400	\$	71,820
78	Toberman R.C.	1725 Toberman St., Los Angeles, CA	Metro	1	\$	18,960	\$	13,500	\$	32,460	134	22	112	\$	1,760	\$	20,160
79	Trinity R.C.	2415 Trinity St., Los Angeles, CA 90011	Pacific	9	\$	1,360	\$	34,020	\$	35,380	218	68	150	\$	5,440	\$	27,000
80	Valley Plaza	12240 Archwood St., North Hollywood,	Valley	2	\$	27,760	\$	28,080	\$	55,840	618	390	228	\$	31,200	\$	41,040
81	Van Ness R.C.	5720 2nd Avenue, Los Angeles, CA	Pacific	8	\$	4,320	\$	33,480	\$	37,800	212	23	189	\$	1,840	\$	34,020
82	Van Nuys R.C.	14301 Vanowen St., Van Nuys, CA 91405	Valley	6	\$	5,680	\$	61,380	\$	67,060	407	77	330	\$	6,160	\$	59,400
83	Victory-Vineland R.C.	11117 Victory Blvd., North Hollywood, CA	Valley	2	\$	1,360	\$	46,980	\$	48,340	367	93	274	\$	7,440	\$	49,320
84	Vineyard R.C.	2942 Vineyard Ave, Los Angeles, CA	Pacific	10	\$	8,240	\$	2,160	\$	10,400	171	110	61	\$	8,800	\$	10,980
85	Wabash R.C.	2765 Wabash Ave, Los Angeles, CA 90033	Metro	14	\$	22,720	\$	37,440	\$	60,160	442	228	214	\$	18,240	\$	38,520
86	Wilmington R.C.	325 N. Neptune Ave., Wilmington, CA	Pacific	15	\$	3,120	\$	7,920	\$	11,040	148	55	93	\$	4,400	\$	16,740
87	Winnetka R.C.	8401 Winnetka Ave., Winnetka, CA 91306	Valley	3	\$	8,000	\$	45,000	\$	53,000	450	300	150	\$	24,000	\$	27,000
88	Yucca Park Community Center	6671 Yucca St., Los Angeles, CA 90028	Metro	13	\$	14,800	\$	5,940	\$	20,740	266	227	39	\$	18,160	\$	7,020
Subtotal Recreation Centers - Pre-qualified					\$	1,598,480	\$	2,711,880	\$	4,310,360	33,674	17,980	15,694	\$	1,438,400	\$	2,824,920

					24 - 12/31/24		
RECREATION CENTERS - Non Pre-qualified (w/ self certification)					Enrollment Totals		
Facility	Address	Region	CD	Estimated \$ Classes	Estimated \$ Sports Leagues	Estimated Total Classes + Sports Leagues	
				\$80	\$180		
1	Balboa Sports Complex	17015 Burbank Blvd., Encino, CA 91316	Valley	6	\$1,792	\$-	1,792
2	Barrington R.C.	333 S. Barrington Ave., Los Angeles, CA	Valley	11	\$144	\$-	144
3	Bogdanovich R.C.	1920 Cumbre Drive, San Pedro, CA 90732	Pacific	15	\$-	\$8,244	8,244

					Winter 2025 (1/1/25 - 3/31/25)				
					Estimated Enrollment Totals				
Estimated Total Enrollment	Estimated Enrollment - Classes	Estimated Enrollment - Sports Leagues	Estimated \$ Classes	Estimated \$ Sports Leagues					
			\$80	\$180					
111	29	82	\$	2,288	\$	14,796			
80	8	71	\$	672	\$	12,852			
88	0	88	\$	-	\$	15,912			

PROJECT PLAN
YOUTH SPORT PARTNERSHIP



Attachment 3: Detail Recreation Centers

DOCUMENT NO.: LA28-005
FISCAL YEAR: 2024/2025

							FY 2024/2025 PROJECT PLAN (ESTIMATE)				
							Winter 2025 (1/1/25 - 3/31/25)				
							Enrollment Totals				
							40	2	39	128	6,984
							8	8	0	672	-
							6	5	1	384	180
							363	21	342	1,664	61,632
							0	0	0	-	-
							0	0	0	-	-
							41	10	31	800	5,580
							14	14	0	1,152	-
							42	21	21	1,680	3,852
							101	21	80	1,712	14,364
							161	27	134	2,192	24,048
							42	19	23	1,488	4,140
							99	9	90	752	16,200
							18	3	15	240	2,736
							245	9	236	688	42,516
							41	2	39	160	7,056
							102	22	80	1,744	14,364
							33	3	30	224	5,400
							50	9	42	688	7,524
							0	0	0	-	-
							2	2	0	144	-
							23	23	0	1,824	-
							138	9	129	688	23,292
							37	18	20	1,408	3,528
							118	26	93	2,048	16,668
							42	35	7	2,800	1,260
							41	6	35	496	6,228
							105	33	72	2,672	12,960
							71	0	71	-	12,852
							94	47	47	3,760	8,460
							238	38	200	3,040	36,036
							82	12	70	976	12,600
							2,679	490	2,189	39,184	394,020
							36,353	18,470	17,883	1,477,584	3,218,940

PROJECT PLAN
YOUTH SPORT PARTNERSHIP



Attachment 3: Detail Recreation Centers

DOCUMENT NO.: LA28-005
FISCAL YEAR: 2024/2025

RECREATION CENTERS - Pre-qualified					Spring 2025 (4/1/25 - 6/30/25) Estimated Enrollment Totals					
Facility	Address	Region	CD	Estimated Total Classes + Sports Leagues	Estimated Total Enrollment	Estimated Enrollment - Classes	Estimated Enrollment - Sports Leagues	Estimated \$ Classes \$80	Estimated \$ Sports Leagues \$180	Estimated Total Classes + Sports Leagues
1 109th Street R.C.	1464 E. 109th St., Los Angeles, CA 90059	Pacific	15	\$ 39,560	410	238	172	\$ 19,040	\$ 30,960	\$ 50,000
2 Algin Sutton R.C.	8800 S. Hoover St., Los Angeles, CA	Pacific	8	\$ 45,800	368	196	172	\$ 15,680	\$ 30,960	\$ 46,640
3 Alpine R.C.	817 Yale St., Los Angeles, CA 90012	Metro	1	\$ 37,480	346	170	176	\$ 13,600	\$ 31,680	\$ 45,280
4 Andres and Maria Cardenas R.C.	14740 Blythe St., Panorama City, CA	Valley	6	\$ 9,520	118	118	0	\$ 9,440	\$ -	\$ 9,440
5 Baldwin Hills R.C.	5401 Highlight Pl., Los Angeles, CA 90016	Pacific	10	\$ 48,020	338	120	218	\$ 9,600	\$ 39,240	\$ 48,840
6 Banning R.C.	1331 Eubank Ave, Wilmington, CA 90744	Pacific	15	\$ 5,780	262	96	166	\$ 7,680	\$ 29,880	\$ 37,560
7 Bellevue R.C.	826 Lucile Ave., Los Angeles, CA 90026	Metro	13	\$ 47,000	285	27	258	\$ 2,160	\$ 46,440	\$ 48,600
8 Boyle Heights Sports Center	933 South Mott St., Los Angeles, CA	Metro	14	\$ 59,900	427	27	400	\$ 2,160	\$ 72,000	\$ 74,160
9 Central R.C.	1357 East 22nd St., Los Angeles, CA 90011	Pacific	9	\$ 16,180	133	30	103	\$ 2,400	\$ 18,540	\$ 20,940
10 Chevy Chase R.C.	4165 Chevy Chase Dr., Los Angeles, CA	Metro	13	\$ 42,360	671	570	101	\$ 45,600	\$ 18,180	\$ 63,780
11 Costello R.C.	3141 E. Olympic Bl., Los Angeles, CA	Metro	14	\$ 189,060	2488	1687	801	\$ 134,960	\$ 144,180	\$ 279,140
12 Cypress Park R.C.	2630 Pepper Ave., Los Angeles, CA 90065	Metro	1	\$ 49,780	516	276	240	\$ 22,080	\$ 43,200	\$ 65,280
13 David M. Gonzales/Pacoima R.C.	10943 Herrick Ave., Pacoima, CA 91331	Valley	7	\$ 50,680	945	357	588	\$ 28,560	\$ 105,840	\$ 134,400
14 Delano R.C.	15100 Erwin St., Van Nuys, CA 91411	Valley	6	\$ 153,020	1167	48	1119	\$ 3,840	\$ 201,420	\$ 205,260
15 Denker R.C.	1550 West 35th Pl., Los Angeles, CA	Pacific	8	\$ 14,520	140	60	80	\$ 4,800	\$ 14,400	\$ 19,200
16 Downey R.C.	1772 North Spring St, Los Angeles, CA	Metro	1	\$ 67,300	622	401	221	\$ 32,080	\$ 39,780	\$ 71,860
17 E. Wilmington Greenbelt Community Center	9118 North Sanford Ave., Wilmington, CA 90744	Pacific	15	\$ 20,060	61	34	27	\$ 2,720	\$ 4,860	\$ 7,580
18 Echo Park R.C.	1632 Bellevue Ave, Los Angeles, CA 90026	Metro	13	\$ 59,400	647	350	297	\$ 28,000	\$ 53,460	\$ 81,460
19 El Sereno R.C.	4721 Klamath St., Los Angeles, CA 90032	Metro	14	\$ 78,640	1323	478	845	\$ 38,240	\$ 152,100	\$ 190,340
20 Elysian Valley R.C.	1811 Ripple St., Los Angeles, CA 90039	Metro	13	\$ 18,800	160	10	150	\$ 800	\$ 27,000	\$ 27,800
21 Evergreen R.C.	2844 E. 2nd St, Los Angeles, CA 90033	Metro	14	\$ 113,060	1435	920	515	\$ 73,600	\$ 92,700	\$ 166,300
22 Expo Center/Roy Anderson R.C.	3980 South Bill Robertson Lane, Los Angeles, CA	Expo	9	\$ 162,720	2231	1015	1216	\$ 81,200	\$ 218,880	\$ 300,080
23 Fernangeles R.C.	8851 Laurel Canyon Blvd, Sun Valley, CA	Valley	6	\$ 80,400	964	312	652	\$ 24,960	\$ 117,360	\$ 142,320
24 Fred Roberts R.C.	4700 S. Honduras St., Los Angeles, CA	Pacific	9	\$ 20,220	101	0	101	\$ -	\$ 18,180	\$ 18,180
25 Gilbert Lindsay R.C.	429 E. 42nd Pl., Los Angeles, CA 90011	Pacific	9	\$ 13,240	166	44	122	\$ 3,520	\$ 21,960	\$ 25,480
26 Glassell Park R.C.	3650 Verdugo Rd., Los Angeles, CA 90065	Metro	1	\$ 27,660	238	84	154	\$ 6,720	\$ 27,720	\$ 34,440
27 Granada Hills R.C.	16730 Chatsworth St., Granada Hills, CA	Valley	12	\$ 77,600	570	70	500	\$ 5,600	\$ 90,000	\$ 95,600
28 Green Meadows R.C.	431 E. 89th St., Los Angeles, CA 90003	Pacific	9	\$ 131,800	605	99	506	\$ 7,920	\$ 91,080	\$ 99,000
29 Harbor City R.C.	24901 Frampton Ave, Harbor City, CA	Pacific	15	\$ 26,340	251	66	185	\$ 5,280	\$ 33,300	\$ 38,580
30 Hazard Park R.C.	2230 Norfolk St, Los Angeles, CA 90033	Metro	14	\$ 44,540	396	191	205	\$ 15,280	\$ 36,900	\$ 52,180
31 Highland Park R.C.	6150 N. Piedmont Avenue, Los Angeles, CA	Metro	1	\$ 76,040	666	134	532	\$ 10,720	\$ 95,760	\$ 106,480
32 Hollenbeck Park R.C.	415 S. St. Louis St, Los Angeles, CA 90033	Metro	14	\$ 37,540	413	349	64	\$ 27,920	\$ 11,520	\$ 39,440
33 Hollywood R.C.	1122 Cole Ave., Los Angeles, CA 90038	Metro	13	\$ 12,940	133	98	35	\$ 7,840	\$ 6,300	\$ 14,140
34 Hoover R.C.	1010 W. 25th St., Los Angeles, CA 90007	Metro	1	\$ 21,000	396	196	200	\$ 15,680	\$ 36,000	\$ 51,680
35 Hubert Humphrey R.C.	12560 Filmore St., Pacoima, CA 91331	Valley	7	\$ 56,120	648	137	511	\$ 10,960	\$ 91,980	\$ 102,940
36 Jackie Tatum Harvard R.C.	1535 W. 62nd St., Los Angeles, CA 90047	Pacific	8	\$ 41,000	392	128	264	\$ 10,240	\$ 47,520	\$ 57,760
37 Jim Gilliam R.C.	4000 S. La Brea Avenue, Los Angeles, CA	Pacific	10	\$ 8,820	77	45	32	\$ 3,600	\$ 5,760	\$ 9,360
38 Lafayette MultiPurpose Community Center	625 South Lafayette Park Place, Los Angeles, CA	Metro	10	\$ 94,180	1621	1230	391	\$ 98,400	\$ 70,380	\$ 168,780
39 Lake Street Park	227 North Lake St., Los Angeles, CA 90026	Metro	13	\$ 5,740	101	101	0	\$ 8,080	\$ -	\$ 8,080
40 Lanark R.C.	21816 Lanark St, Canoga Park, CA 91305	Valley	3	\$ 51,860	498	246	252	\$ 19,680	\$ 45,360	\$ 65,040
41 Leland R.C.	863 S. Herbert Ave, San Pedro, CA 90731	Pacific	15	\$ 13,000	100	50	50	\$ 4,000	\$ 9,000	\$ 13,000
42 Lemon Grove R.C.	4959 Lemon Grove Ave, Los Angeles, CA	Metro	13	\$ 24,060	329	218	111	\$ 17,440	\$ 19,980	\$ 37,420
43 Lincoln Heights R.C.	2303 Workman Street, Los Angeles, CA	Metro	1	\$ 23,900	321	275	46	\$ 22,000	\$ 8,280	\$ 30,280
44 Lincoln Heights Youth Center	2911 Altura Street, Los Angeles, CA 90031	Metro	1	\$ 51,180	584	478	106	\$ 38,240	\$ 19,080	\$ 57,320
45 Lincoln Park R.C.	3501 Valley Blvd, Los Angeles, CA 90031	Metro	1	\$ 16,920	245	114	131	\$ 9,120	\$ 23,580	\$ 32,700
46 Loren Miller R.C.	2717 Halldale Ave, Los Angeles, CA 90018	Pacific	8	\$ 20,140	228	109	119	\$ 8,720	\$ 21,420	\$ 30,140
47 Macarthur Park R.C.	2230 W. 6th St., Los Angeles, CA 90057	Metro	1	\$ 52,280	690	530	160	\$ 42,400	\$ 28,800	\$ 71,200
48 Martin Luther King, Jr. R.C.	3916 S. Western Avenue, Los Angeles, CA	Pacific	8	\$ 6,700	94	18	76	\$ 1,440	\$ 13,680	\$ 15,120

PROJECT PLAN
YOUTH SPORT PARTNERSHIP



Attachment 3: Detail Recreation Centers

DOCUMENT NO.: LA28-005
FISCAL YEAR: 2024/2025

					Spring 2025 (4/1/25 - 6/30/25)										
					Estimated Enrollment Totals										
49	Michelle and Barack Obama Sports	5001 Rodeo Rd, Los Angeles, CA 90016	Pacific	10	\$	65,420	489	230	259	\$	18,400	\$	46,620	\$	65,020
50	Mount Carmel R.C.	830 West 70th St., Los Angeles, CA 90044	Pacific	8	\$	53,000	552	394	158	\$	31,520	\$	28,440	\$	59,960
51	Normandale R.C.	22400 S. Halldale Ave., Los Angeles, CA	Pacific	15	\$	14,300	124	20	104	\$	1,600	\$	18,720	\$	20,320
52	Normandie R.C.	1550 S. Normandie Avenue, Los Angeles,	Metro	1	\$	56,380	862	154	708	\$	12,320	\$	127,440	\$	139,760
53	North Hills Community Park	8756 N. Parthenia Pl, North Hills, CA	Valley	6	\$	-	0	0	0	\$	-	\$	-	\$	-
54	North Hollywood R.C.	11430 Chandler Blvd, North Hollywood,	Valley	2	\$	45,920	525	255	270	\$	20,400	\$	48,600	\$	69,000
55	North Weddington R.C.	10844 Acama St., Studio City, CA 91602	Valley	2	\$	29,400	65	15	50	\$	1,200	\$	9,000	\$	10,200
56	Panorama City R.C.	8600 Hazeltine Ave., Panorama City, CA	Valley	6	\$	27,200	230	70	160	\$	5,600	\$	28,800	\$	34,400
57	Pecan R.C.	127 South Pecan St., Los Angeles, CA	Metro	14	\$	90,280	942	518	424	\$	41,440	\$	76,320	\$	117,760
58	Poinsettia R.C.	7341 Willoughby Ave, Los Angeles, CA	Metro	5	\$	14,800	80	50	30	\$	4,000	\$	5,400	\$	9,400
59	Queen Anne R.C.	1240 West Blvd, Los Angeles, CA 90019	Metro	10	\$	54,240	442	79	363	\$	6,320	\$	65,340	\$	71,660
60	Ramon Garcia R.C.	1016 S. Fresno Street, Los Angeles, CA	Metro	14	\$	132,980	1368	834	534	\$	66,720	\$	96,120	\$	162,840
61	Reseda R.C.	18411 Victory Blvd, Reseda, CA 91335	Valley	3	\$	18,680	499	221	278	\$	17,680	\$	50,040	\$	67,720
62	Rio de Los Angeles State Park	1900 N. San Fernando Rd, Los Angeles, CA	Metro	1	\$	59,280	628	447	181	\$	35,760	\$	32,580	\$	68,340
63	Ritchie Valens R.C.	10736 Laurel Canyon Blvd, Pacoima, CA	Valley	7	\$	57,140	736	149	587	\$	11,920	\$	105,660	\$	117,580
64	Rose Hill R.C.	4530 Mercury Ave., Los Angeles, CA	Metro	14	\$	115,500	706	390	316	\$	31,200	\$	56,880	\$	88,080
65	Rosecrans R.C.	840 W. 149th St., Gardena, CA 90247	Pacific	15	\$	39,900	407	123	284	\$	9,840	\$	51,120	\$	60,960
66	Ross Snyder R.C.	1501 East 41st St., Los Angeles, CA 90011	Pacific	9	\$	62,580	915	476	439	\$	38,080	\$	79,020	\$	117,100
67	Seoul International Park	3250 San Marino St., Los Angeles, CA	Pacific	10	\$	41,640	436	154	282	\$	12,320	\$	50,760	\$	63,080
68	Sepulveda R.C.	8825 Kester Ave., Panorama City 91405	Valley	6	\$	18,760	393	252	141	\$	20,160	\$	25,380	\$	45,540
69	Shatto R.C.	3191 West 4th St, Los Angeles, CA 90020	Metro	13	\$	86,760	848	516	332	\$	41,280	\$	59,760	\$	101,040
70	Slauson R.C.	5306 S. Compton Ave., Los Angeles, CA	Pacific	9	\$	13,020	113	0	113	\$	-	\$	20,340	\$	20,340
71	South Park R.C.	345 East 51st St., Los Angeles, CA 90011	Pacific	9	\$	8,040	398	293	105	\$	23,440	\$	18,900	\$	42,340
72	South Seas House	2301 West 24th St., Los Angeles CA 90018	Metro	10	\$	3,760	105	103	2	\$	8,240	\$	360	\$	8,600
73	St. Andrews R.C.	8701 Saint Andrews Place, Los Angeles,	Pacific	8	\$	31,300	341	132	209	\$	10,560	\$	37,620	\$	48,180
74	State Street R.C.	716 North State St., Los Angeles, CA	Metro	14	\$	98,380	991	742	249	\$	59,360	\$	44,820	\$	104,180
75	Stonehurst R.C.	9901 Dronfield St., Sun Valley, CA 91352	Valley	7	\$	22,760	190	27	163	\$	2,160	\$	29,340	\$	31,500
76	Sun Valley R.C.	8133 Vineland Ave., Sun Valley, CA 91352	Valley	6	\$	71,180	744	319	425	\$	25,520	\$	76,500	\$	102,020
77	Sylmar Park R.C.	13109 Borden Ave, Los Angeles, CA 91342	Valley	7	\$	108,220	832	81	751	\$	6,480	\$	135,180	\$	141,660
78	Toberman R.C.	1725 Toberman St., Los Angeles, CA	Metro	1	\$	21,920	254	120	134	\$	9,600	\$	24,120	\$	33,720
79	Trinity R.C.	2415 Trinity St., Los Angeles, CA 90011	Pacific	9	\$	32,440	366	216	150	\$	17,280	\$	27,000	\$	44,280
80	Valley Plaza	12240 Archwood St., North Hollywood,	Valley	2	\$	72,240	891	550	341	\$	44,000	\$	61,380	\$	105,380
81	Van Ness R.C.	5720 2nd Avenue, Los Angeles, CA	Pacific	8	\$	35,860	311	76	235	\$	6,080	\$	42,300	\$	48,380
82	Van Nuys R.C.	14301 Vanowen St., Van Nuys, CA 91405	Valley	6	\$	65,560	537	145	392	\$	11,600	\$	70,560	\$	82,160
83	Victory-Vineland R.C.	11117 Victory Blvd., North Hollywood, CA	Valley	2	\$	56,760	414	91	323	\$	7,280	\$	58,140	\$	65,420
84	Vineyard R.C.	2942 Vineyard Ave, Los Angeles, CA	Pacific	10	\$	19,780	211	211	0	\$	16,880	\$	-	\$	16,880
85	Wabash R.C.	2765 Wabash Ave, Los Angeles, CA 90033	Metro	14	\$	56,760	536	314	222	\$	25,120	\$	39,960	\$	65,080
86	Wilmington R.C.	325 N. Neptune Ave., Wilmington, CA	Pacific	15	\$	21,140	247	11	236	\$	880	\$	42,480	\$	43,360
87	Winnetka R.C.	8401 Winnetka Ave., Winnetka, CA 91306	Valley	3	\$	51,000	300	100	200	\$	8,000	\$	36,000	\$	44,000
88	Yucca Park Community Center	6671 Yucca St., Los Angeles, CA 90028	Metro	13	\$	25,180	374	351	23	\$	28,080	\$	4,140	\$	32,220
Subtotal Recreation Centers - Pre-qualified					\$	4,263,320	45,322	21,779	23,543	\$	1,742,320	\$	4,237,740	\$	5,980,060

RECREATION CENTERS - Non Pre-qualified (w/ self certification)					Estimated Total Classes + Sports Leagues
Facility	Address	Region	CD		
1 Balboa Sports Complex	17015 Burbank Blvd., Encino, CA 91316	Valley	6		17,084
2 Barrington R.C.	333 S. Barrington Ave., Los Angeles, CA	Valley	11		13,524
3 Bogdanovich R.C.	1920 Cumbre Drive, San Pedro, CA 90732	Pacific	15		15,912

Spring 2025 (4/1/25 - 6/30/25)					
Estimated Enrollment Totals					
Estimated Total Enrollment	Estimated Enrollment - Classes	Estimated Enrollment - Sports Leagues	Estimated \$ Classes \$80	Estimated \$ Sports Leagues \$ 180	Estimated Total Classes + Sports Leagues
94	38	56	\$ 3,008	\$ 10,152	13,160
55	5	50	\$ 400	\$ 8,928	9,328
45	0	45	\$ -	\$ 8,100	8,100

PROJECT PLAN
YOUTH SPORT PARTNERSHIP



Attachment 3: Detail Recreation Centers

DOCUMENT NO.: LA28-005
FISCAL YEAR: 2024/2025

						Spring 2025 (4/1/25 - 6/30/25)					
						Estimated Enrollment Totals					
4	Branford R.C.	13306 Branford St., Arleta, CA 91331	Valley	6	7,112	61	0	60	32	\$ 10,872	10,904
5	Carlin G. Smith R.C.	511 West Ave 46, Los Angeles, CA 90065	Metro	1	672	5	5	0	\$ 384	\$ -	384
6	Chatsworth Park South	22360 Devonshire St., Chatsworth, CA	Valley	12	564	8	6	1	\$ 512	\$ 216	728
7	Cheviot Hills R.C.	2551 Motor Ave., Los Angeles, CA 90064	Valley	5	63,296	43	43	0	\$ 3,408	\$ -	3,408
8	Crestwood Hills R.C.	1000 Hanley Ave., Los Angeles, CA 90049	Valley	11	0	0	0	0	\$ -	\$ -	0
9	Culver Slauson R.C.	5072 S. Slauson Ave., Culver City, CA	Pacific	11	0	0	0	0	\$ -	\$ -	0
10	Eagle Rock R.C.	1100 Eagle Vista Dr., Los Angeles, CA	Metro	14	6,380	67	19	49	\$ 1,488	\$ 8,748	10,236
11	Encino Community Center	4935 Balboa Blvd, Encino, CA 91316	Valley	5	1,152	26	26	0	\$ 2,112	\$ -	2,112
12	Lakeview Terrace R.C.	11075 Foothill Blvd, Lakeview Terrace, CA	Valley	7	\$ 5,532	50	32	18	\$ 2,560	\$ 3,168	\$ 5,728
13	Mar Vista R.C.	11430 Woodbine Ave., Los Angeles, CA	Valley	11	16,076	144	11	133	\$ 848	\$ 23,940	24,788
14	Mason Park R.C.	10500 Mason Ave, Chatsworth, CA 91311	Valley	12	26,240	47	46	2	\$ 3,648	\$ 288	3,936
15	Montecito Heights R.C.	4545 Homer St., Los Angeles, CA 90031	Metro	1	\$ 5,628	83	25	58	\$ 1,984	\$ 10,404	\$ 12,388
16	Northridge R.C.	18300 Lemarsh St., Northridge, CA 91324	Valley	12	16,952	176	15	161	\$ 1,184	\$ 29,052	30,236
17	Oakwood R.C.	767 California Ave, Venice, CA 90291	Valley	11	2,976	11	0	11	\$ -	\$ 1,908	1,908
18	Palisades R.C.	851 Alma Real Dr., Pacific Palisades, CA	Valley	11	43,204	60	24	36	\$ 1,888	\$ 6,516	8,404
19	Palms R.C.	2950 Overland Ave., Los Angeles, CA	Valley	5	7,216	2	2	0	\$ 128	\$ -	128
20	Pan Pacific Park R.C.	7600 Beverly Blvd., Los Angeles, CA 90036	Metro	4	16,108	82	24	57	\$ 1,952	\$ 10,332	12,284
21	Peck Park Community Center	560 North Western Ave., San Pedro, CA	Pacific	15	5,624	40	3	37	\$ 240	\$ 6,696	6,936
22	Penmar R.C.	1341 Lake St, Los Angeles, CA 90291	Valley	11	8,212	49	3	46	\$ 224	\$ 8,244	8,468
23	Robertson R.C.	1641 Preuss Rd., Los Angeles, CA 90035	Pacific	5	0	0	0	0	\$ -	\$ -	0
24	Rustic Canyon R.C.	601 Latimer Rd., Santa Monica, CA 90402	Valley	11	144	3	3	0	\$ 256	\$ -	256
25	Shadow Ranch R.C.	22633 Vanowen St, West Hills, CA 91307	Valley	12	1,824	21	21	0	\$ 1,712	\$ -	1,712
26	Silver Lake R.C.	1850 West Silver Lake Dr., Los Angeles,	Metro	13	23,980	36	15	20	\$ 1,232	\$ 3,672	4,904
27	Stoner R.C.	1835 Stoner Ave., Los Angeles, CA 90025	Valley	11	4,936	19	5	14	\$ 400	\$ 2,484	2,884
28	Studio City R.C.	12621 Rye St., Studio City, CA 91604	Valley	2	18,716	68	9	59	\$ 704	\$ 10,692	11,396
29	Sunland R.C.	8651 Foothill Blvd, Sunland, CA 91040	Valley	7	\$ 4,060	76	53	23	\$ 4,256	\$ 4,176	\$ 8,432
30	Tarzana R.C.	5655 Vanalden Ave., Tarzana, CA 91356	Valley	3	6,724	53	5	47	\$ 432	\$ 8,496	8,928
31	Van Nuys Sherman Oaks R.C.	14201 Huston St., Sherman Oaks, CA	Valley	2	15,632	88	4	84	\$ 320	\$ 15,120	15,440
32	Westchester R.C.	7000 W. Manchester Ave., Los Angeles,	Pacific	11	12,852	17	0	17	\$ -	\$ 3,096	3,096
33	Westwood R.C.	1350 S. Sepulveda Blvd, Los Angeles, CA	Valley	5	12,220	94	47	47	\$ 3,760	\$ 8,460	12,220
34	Woodland Hills R.C.	5858 Shoup Ave., Woodland Hills, CA	Valley	3	39,076	112	40	72	\$ 3,232	\$ 12,888	16,120
35	Yosemite R.C.	1840 Yosemite Dr., Los Angeles, CA 90041	Metro	14	13,576	77	12	65	\$ 944	\$ 11,664	12,608
Subtotal Recreation Centers - Non Pre-qualified (with self certification)					\$ 433,204	1,809	541	1,268	\$ 43,248	\$ 228,312	\$ 271,560
Total Recreation Centers					\$ 4,696,524	47,131	22,320	24,811	\$ 1,785,568	\$ 4,466,052	\$ 6,251,620

PROJECT PLAN
YOUTH SPORT PARTNERSHIP



Attachment 3: Detail Recreation Centers

DOCUMENT NO.: LA28-005
FISCAL YEAR: 2024/2025

RECREATION CENTERS - Pre-qualified				FY 2024/2025 (7/1/24 - 6/30/25) Estimated Enrollment Totals					
Facility	Address	Region	CD	Estimated Total Enrollment	Estimated Enrollment - Classes	Estimated Enrollment - Sports Leagues	Estimated \$ Classes \$80	Estimated \$ Sports Leagues \$180	Estimated Total Classes + Sports Leagues
1 109th Street R.C.	1464 E. 109th St., Los Angeles, CA 90059	Pacific	15	1212	709	503	\$ 56,720	\$ 90,540	\$ 147,260
2 Algin Sutton R.C.	8800 S. Hoover St., Los Angeles, CA	Pacific	8	1580	1154	426	\$ 92,320	\$ 76,680	\$ 169,000
3 Alpine R.C.	817 Yale St., Los Angeles, CA 90012	Metro	1	1222	562	660	\$ 44,960	\$ 118,800	\$ 163,760
4 Andres and Maria Cardenas R.C.	14740 Blythe St., Panorama City, CA	Valley	6	469	469	0	\$ 37,520	\$ -	\$ 37,520
5 Baldwin Hills R.C.	5401 Highlight Pl., Los Angeles, CA 90016	Pacific	10	1660	815	845	\$ 65,200	\$ 152,100	\$ 217,300
6 Banning R.C.	1331 Eubank Ave, Wilmington, CA 90744	Pacific	15	765	394	371	\$ 31,520	\$ 66,780	\$ 98,300
7 Bellevue R.C.	826 Lucile Ave., Los Angeles, CA 90026	Metro	13	1238	192	1046	\$ 15,360	\$ 188,280	\$ 203,640
8 Boyle Heights Sports Center	933 South Mott St., Los Angeles, CA	Metro	14	1680	583	1097	\$ 46,640	\$ 197,460	\$ 244,100
9 Central R.C.	1357 East 22nd St., Los Angeles, CA 90011	Pacific	9	447	116	331	\$ 9,280	\$ 59,580	\$ 68,860
10 Chevy Chase R.C.	4165 Chevy Chase Dr., Los Angeles, CA	Metro	13	2105	1677	428	\$ 134,160	\$ 77,040	\$ 211,200
11 Costello R.C.	3141 E. Olympic Bl., Los Angeles, CA	Metro	14	9427	7707	1720	\$ 616,560	\$ 309,600	\$ 926,160
12 Cypress Park R.C.	2630 Pepper Ave., Los Angeles, CA 90065	Metro	1	1651	1144	507	\$ 91,520	\$ 91,260	\$ 182,780
13 David M. Gonzales/Pacoima R.C.	10943 Herrick Ave., Pacoima, CA 91331	Valley	7	2161	1110	1051	\$ 88,800	\$ 189,180	\$ 277,980
14 Delano R.C.	15100 Erwin St., Van Nuys, CA 91411	Valley	6	3418	451	2967	\$ 36,080	\$ 534,060	\$ 570,140
15 Denker R.C.	1550 West 35th Pl., Los Angeles, CA	Pacific	8	594	376	218	\$ 30,080	\$ 39,240	\$ 69,320
16 Downey R.C.	1772 North Spring St, Los Angeles, CA	Metro	1	2465	1617	848	\$ 129,360	\$ 152,640	\$ 282,000
17 E. Wilmington Greenbelt Community Center	918 North Sanford Ave., Wilmington, CA 90744	Pacific	15	351	122	229	\$ 9,760	\$ 41,220	\$ 50,980
18 Echo Park R.C.	1632 Bellevue Ave, Los Angeles, CA 90026	Metro	13	2444	1033	1411	\$ 82,640	\$ 253,980	\$ 336,620
19 El Sereno R.C.	4721 Klamath St., Los Angeles, CA 90032	Metro	14	2482	1056	1426	\$ 84,480	\$ 256,680	\$ 341,160
20 Elysian Valley R.C.	1811 Ripple St., Los Angeles, CA 90039	Metro	13	440	30	410	\$ 2,400	\$ 73,800	\$ 76,200
21 Evergreen R.C.	2844 E. 2nd St, Los Angeles, CA 90033	Metro	14	4294	2899	1395	\$ 231,920	\$ 251,100	\$ 483,020
22 Expo Center/Roy Anderson R.C.	3980 South Bill Robertson Lane, Los Angeles, CA	Expo	9	6242	3325	2917	\$ 266,000	\$ 525,060	\$ 791,060
23 Fernangeles R.C.	8851 Laurel Canyon Blvd, Sun Valley, CA	Valley	6	2755	1182	1573	\$ 94,560	\$ 283,140	\$ 377,700
24 Fred Roberts R.C.	4700 S. Honduras St., Los Angeles, CA	Pacific	9	531	171	360	\$ 13,680	\$ 64,800	\$ 78,480
25 Gilbert Lindsay R.C.	429 E. 42nd Pl., Los Angeles, CA 90011	Pacific	9	707	516	191	\$ 41,280	\$ 34,380	\$ 75,660
26 Glassell Park R.C.	3650 Verdugo Rd., Los Angeles, CA 90065	Metro	1	732	210	522	\$ 16,800	\$ 93,960	\$ 110,760
27 Granada Hills R.C.	16730 Chatsworth St., Granada Hills, CA	Valley	12	1980	280	1700	\$ 22,400	\$ 306,000	\$ 328,400
28 Green Meadows R.C.	431 E. 89th St., Los Angeles, CA 90003	Pacific	9	2740	1103	1637	\$ 88,240	\$ 294,660	\$ 382,900
29 Harbor City R.C.	24901 Frampton Ave, Harbor City, CA	Pacific	15	573	116	457	\$ 9,280	\$ 82,260	\$ 91,540
30 Hazard Park R.C.	2230 Norfolk St, Los Angeles, CA 90033	Metro	14	982	465	517	\$ 37,200	\$ 93,060	\$ 130,260
31 Highland Park R.C.	6150 N. Piedmont Avenue, Los Angeles, CA	Metro	1	1959	718	1241	\$ 57,440	\$ 223,380	\$ 280,820
32 Hollenbeck Park R.C.	415 S. St. Louis St, Los Angeles, CA 90033	Metro	14	1331	1125	206	\$ 90,000	\$ 37,080	\$ 127,080
33 Hollywood R.C.	1122 Cole Ave., Los Angeles, CA 90038	Metro	13	435	245	190	\$ 19,600	\$ 34,200	\$ 53,800
34 Hoover R.C.	1010 W. 25th St., Los Angeles, CA 90007	Metro	1	917	545	372	\$ 43,600	\$ 66,960	\$ 110,560
35 Hubert Humphrey R.C.	12560 Filmore St., Pacoima, CA 91331	Valley	7	2135	558	1577	\$ 44,640	\$ 283,860	\$ 328,500
36 Jackie Tatum Harvard R.C.	1535 W. 62nd St., Los Angeles, CA 90047	Pacific	8	1952	1299	653	\$ 103,920	\$ 117,540	\$ 221,460
37 Jim Gilliam R.C.	4000 S. La Brea Avenue, Los Angeles, CA	Pacific	10	495	362	133	\$ 28,960	\$ 23,940	\$ 52,900
38 Lafayette MultiPurpose Community Center	625 South Lafayette Park Place, Los Angeles, CA	Metro	10	4016	3096	920	\$ 247,680	\$ 165,600	\$ 413,280
39 Lake Street Park	227 North Lake St., Los Angeles, CA 90026	Metro	13	358	349	9	\$ 27,920	\$ 1,620	\$ 29,540
40 Lanark R.C.	21816 Lanark St, Canoga Park, CA 91305	Valley	3	1541	616	925	\$ 49,280	\$ 166,500	\$ 215,780
41 Leland R.C.	863 S. Herbert Ave, San Pedro, CA 90731	Pacific	15	400	200	200	\$ 16,000	\$ 36,000	\$ 52,000
42 Lemon Grove R.C.	4959 Lemon Grove Ave, Los Angeles, CA	Metro	13	1091	812	279	\$ 64,960	\$ 50,220	\$ 115,180
43 Lincoln Heights R.C.	2303 Workman Street, Los Angeles, CA	Metro	1	1131	893	238	\$ 71,440	\$ 42,840	\$ 114,280
44 Lincoln Heights Youth Center	2911 Altura Street, Los Angeles, CA 90031	Metro	1	1990	1771	219	\$ 141,680	\$ 39,420	\$ 181,100
45 Lincoln Park R.C.	3501 Valley Blvd, Los Angeles, CA 90031	Metro	1	576	369	207	\$ 29,520	\$ 37,260	\$ 66,780
46 Loren Miller R.C.	2717 Halldale Ave, Los Angeles, CA 90018	Pacific	8	817	482	335	\$ 38,560	\$ 60,300	\$ 98,860
47 Macarthur Park R.C.	2230 W. 6th St., Los Angeles, CA 90057	Metro	1	1987	1509	478	\$ 120,720	\$ 86,040	\$ 206,760
48 Martin Luther King, Jr. R.C.	3916 S. Western Avenue, Los Angeles, CA	Pacific	8	356	150	206	\$ 12,000	\$ 37,080	\$ 49,080

PROJECT PLAN
YOUTH SPORT PARTNERSHIP



Attachment 3: Detail Recreation Centers

DOCUMENT NO.: LA28-005
FISCAL YEAR: 2024/2025

				FY 2024/2025 (7/1/24 - 6/30/25)						
				Estimated Enrollment Totals						
49	Michelle and Barack Obama Sports	5001 Rodeo Rd, Los Angeles, CA 90016	Pacific	10	1878	1149	729	\$ 91,920	\$ 131,220	\$ 223,140
50	Mount Carmel R.C.	830 West 70th St., Los Angeles, CA 90044	Pacific	8	1516	1127	389	\$ 90,160	\$ 70,020	\$ 160,180
51	Normandale R.C.	22400 S. Halldale Ave., Los Angeles, CA	Pacific	15	440	199	241	\$ 15,920	\$ 43,380	\$ 59,300
52	Normandie R.C.	1550 S. Normandie Avenue, Los Angeles,	Metro	1	1806	539	1267	\$ 43,120	\$ 228,060	\$ 271,180
53	North Hills Community Park	8756 N. Parthenia Pl, North Hills, CA	Valley	6	0	0	0	\$ -	\$ -	\$ -
54	North Hollywood R.C.	11430 Chandler Blvd, North Hollywood,	Valley	2	1707	971	736	\$ 77,680	\$ 132,480	\$ 210,160
55	North Weddington R.C.	10844 Acama St., Studio City, CA 91602	Valley	2	400	75	325	\$ 6,000	\$ 58,500	\$ 64,500
56	Panorama City R.C.	8600 Hazeltine Ave., Panorama City, CA	Valley	6	800	250	550	\$ 20,000	\$ 99,000	\$ 119,000
57	Pecan R.C.	127 South Pecan St., Los Angeles, CA	Metro	14	2989	1653	1336	\$ 132,240	\$ 240,480	\$ 372,720
58	Poinsettia R.C.	7341 Willoughby Ave, Los Angeles, CA	Metro	5	405	155	250	\$ 12,400	\$ 45,000	\$ 57,400
59	Queen Anne R.C.	1240 West Blvd, Los Angeles, CA 90019	Metro	10	1617	276	1341	\$ 22,080	\$ 241,380	\$ 263,460
60	Ramon Garcia R.C.	1016 S. Fresno Street, Los Angeles, CA	Metro	14	4865	3247	1618	\$ 259,760	\$ 291,240	\$ 551,000
61	Reseda R.C.	18411 Victory Blvd, Reseda, CA 91335	Valley	3	1188	584	604	\$ 46,720	\$ 108,720	\$ 155,440
62	Rio de Los Angeles State Park	1900 N. San Fernando Rd, Los Angeles, CA	Metro	1	2122	1493	629	\$ 119,440	\$ 113,220	\$ 232,660
63	Ritchie Valens R.C.	10736 Laurel Canyon Blvd, Pacoima, CA	Valley	7	2077	463	1614	\$ 37,040	\$ 290,520	\$ 327,560
64	Rose Hill R.C.	4530 Mercury Ave., Los Angeles, CA	Metro	14	3355	2268	1087	\$ 181,440	\$ 195,660	\$ 377,100
65	Rosecrans R.C.	840 W. 149th St., Gardena, CA 90247	Pacific	15	1120	508	612	\$ 40,640	\$ 110,160	\$ 150,800
66	Ross Snyder R.C.	1501 East 41st St., Los Angeles, CA 90011	Pacific	9	2625	1569	1056	\$ 125,520	\$ 190,080	\$ 315,600
67	Seoul International Park	3250 San Marino St., Los Angeles, CA	Pacific	10	1697	535	1162	\$ 42,800	\$ 209,160	\$ 251,960
68	Sepulveda R.C.	8825 Kester Ave., Panorama City 91405	Valley	6	773	470	303	\$ 37,600	\$ 54,540	\$ 92,140
69	Shatto R.C.	3191 West 4th St, Los Angeles, CA 90020	Metro	13	3424	2408	1016	\$ 192,640	\$ 182,880	\$ 375,520
70	Slauson R.C.	5306 S. Compton Ave., Los Angeles, CA	Pacific	9	700	187	513	\$ 14,960	\$ 92,340	\$ 107,300
71	South Park R.C.	345 East 51st St., Los Angeles, CA 90011	Pacific	9	916	719	197	\$ 57,520	\$ 35,460	\$ 92,980
72	South Seas House	2301 West 24th St., Los Angeles CA 90018	Metro	10	207	204	3	\$ 16,320	\$ 540	\$ 16,860
73	St. Andrews R.C.	8701 Saint Andrews Place, Los Angeles,	Pacific	8	1068	672	396	\$ 53,760	\$ 71,280	\$ 125,040
74	State Street R.C.	716 North State St., Los Angeles, CA	Metro	14	4496	3717	779	\$ 297,360	\$ 140,220	\$ 437,580
75	Stonehurst R.C.	9901 Dronfield St., Sun Valley, CA 91352	Valley	7	614	245	369	\$ 19,600	\$ 66,420	\$ 86,020
76	Sun Valley R.C.	8133 Vineland Ave., Sun Valley, CA 91352	Valley	6	2423	1067	1356	\$ 85,360	\$ 244,080	\$ 329,440
77	Sylmar Park R.C.	13109 Borden Ave, Los Angeles, CA 91342	Valley	7	2819	917	1902	\$ 73,360	\$ 342,360	\$ 415,720
78	Toberman R.C.	1725 Toberman St., Los Angeles, CA	Metro	1	743	397	346	\$ 31,760	\$ 62,280	\$ 94,040
79	Trinity R.C.	2415 Trinity St., Los Angeles, CA 90011	Pacific	9	1232	534	698	\$ 42,720	\$ 125,640	\$ 168,360
80	Valley Plaza	12240 Archwood St., North Hollywood,	Valley	2	2757	1740	1017	\$ 139,200	\$ 183,060	\$ 322,260
81	Van Ness R.C.	5720 2nd Avenue, Los Angeles, CA	Pacific	8	873	180	693	\$ 14,400	\$ 124,740	\$ 139,140
82	Van Nuys R.C.	14301 Vanowen St., Van Nuys, CA 91405	Valley	6	1710	348	1362	\$ 27,840	\$ 245,160	\$ 273,000
83	Victory-Vineland R.C.	11117 Victory Blvd., North Hollywood, CA	Valley	2	1391	278	1113	\$ 22,240	\$ 200,340	\$ 222,580
84	Vineyard R.C.	2942 Vineyard Ave, Los Angeles, CA	Pacific	10	767	629	138	\$ 50,320	\$ 24,840	\$ 75,160
85	Wabash R.C.	2765 Wabash Ave, Los Angeles, CA 90033	Metro	14	1685	889	796	\$ 71,120	\$ 143,280	\$ 214,400
86	Wilmington R.C.	325 N. Neptune Ave., Wilmington, CA	Pacific	15	593	146	447	\$ 11,680	\$ 80,460	\$ 92,140
87	Winnetka R.C.	8401 Winnetka Ave., Winnetka, CA 91306	Valley	3	1450	600	850	\$ 48,000	\$ 153,000	\$ 201,000
88	Yucca Park Community Center	6671 Yucca St., Los Angeles, CA 90028	Metro	13	1160	1065	95	\$ 85,200	\$ 17,100	\$ 102,300
Subtotal Recreation Centers - Pre-qualified					147,242	81,156	66,086	\$ 6,492,480	\$ 11,895,480	\$ 18,387,960

RECREATION CENTERS - Non Pre-qualified (w/ self certification)				FY 2024/2025 (7/1/24 - 6/30/25)						
				Estimated Enrollment Totals						
Facility	Address	Region	CD	Estimated Total Enrollment	Estimated Enrollment - Classes	Estimated Enrollment - Sports Leagues	Estimated \$ Classes \$80	Estimated \$ Sports Leagues \$ 180	Estimated Total Classes + Sports Leagues	
1	Balboa Sports Complex	17015 Burbank Blvd., Encino, CA 91316	Valley	6	384	118	267	\$ 9,408	\$ 47,988	57,396
2	Barrington R.C.	333 S. Barrington Ave., Los Angeles, CA	Valley	11	202	31	171	\$ 2,496	\$ 30,780	33,276
3	Bogdanovich R.C.	1920 Cumbre Drive, San Pedro, CA 90732	Pacific	15	179	0	179	\$ -	\$ 32,256	32,256

PROJECT PLAN
YOUTH SPORT PARTNERSHIP



Attachment 3: Detail Recreation Centers

DOCUMENT NO.: LA28-005
FISCAL YEAR: 2024/2025

				FY 2024/2025 (7/1/24 - 6/30/25)						
				Estimated Enrollment Totals						
4	Branford R.C.	13306 Branford St., Arleta, CA 91331	Valley	6	232	46	186	\$ 3,664	\$ 33,516	37,180
5	Carlin G. Smith R.C.	511 West Ave 46, Los Angeles, CA 90065	Metro	1	25	25	0	\$ 2,016	\$ -	2,016
6	Chatsworth Park South	22360 Devonshire St., Chatsworth, CA	Valley	12	23	20	2	\$ 1,632	\$ 396	2,028
7	Cheviot Hills R.C.	2551 Motor Ave., Los Angeles, CA 90064	Valley	5	691	93	597	\$ 7,472	\$ 107,532	115,004
8	Crestwood Hills R.C.	1000 Hanley Ave., Los Angeles, CA 90049	Valley	11	0	0	0	\$ -	\$ -	0
9	Culver Slauson R.C.	5072 S. Slauson Ave., Culver City, CA	Pacific	11	6	1	5	\$ 112	\$ 900	1,012
10	Eagle Rock R.C.	1100 Eagle Vista Dr., Los Angeles, CA	Metro	14	186	39	148	\$ 3,088	\$ 26,568	29,656
11	Encino Community Center	4935 Balboa Blvd, Encino, CA 91316	Valley	5	59	59	0	\$ 4,704	\$ -	4,704
12	Lakeview Terrace R.C.	11075 Foothill Blvd, Lakeview Terrace, CA	Valley	7	159	94	65	\$ 7,536	\$ 11,700	\$ 19,236
13	Mar Vista R.C.	11430 Woodbine Ave., Los Angeles, CA	Valley	11	358	43	315	\$ 3,440	\$ 56,664	60,104
14	Mason Park R.C.	10500 Mason Ave, Chatsworth, CA 91311	Valley	12	285	98	187	\$ 7,840	\$ 33,696	41,536
15	Montecito Heights R.C.	4545 Homer St., Los Angeles, CA 90031	Metro	1	180	57	123	\$ 4,592	\$ 22,140	\$ 26,732
16	Northridge R.C.	18300 Lemarsh St., Northridge, CA 91324	Valley	12	374	55	319	\$ 4,416	\$ 57,348	61,764
17	Oakwood R.C.	767 California Ave, Venice, CA 90291	Valley	11	55	8	47	\$ 640	\$ 8,424	9,064
18	Palisades R.C.	851 Alma Real Dr., Pacific Palisades, CA	Valley	11	414	43	371	\$ 3,424	\$ 66,852	70,276
19	Palms R.C.	2950 Overland Ave., Los Angeles, CA	Valley	5	62	10	52	\$ 768	\$ 9,396	10,164
20	Pan Pacific Park R.C.	7600 Beverly Blvd., Los Angeles, CA 90036	Metro	4	280	74	207	\$ 5,888	\$ 37,188	43,076
21	Peck Park Community Center	560 North Western Ave., San Pedro, CA	Pacific	15	113	15	98	\$ 1,216	\$ 17,676	18,892
22	Penmar R.C.	1341 Lake St, Los Angeles, CA 90291	Valley	11	190	25	165	\$ 2,000	\$ 29,772	31,772
23	Robertson R.C.	1641 Preuss Rd., Los Angeles, CA 90035	Pacific	5	0	0	0	\$ -	\$ -	0
24	Rustic Canyon R.C.	601 Latimer Rd., Santa Monica, CA 90402	Valley	11	12	12	0	\$ 944	\$ -	944
25	Shadow Ranch R.C.	22633 Vanowen St, West Hills, CA 91307	Valley	12	81	81	0	\$ 6,496	\$ -	6,496
26	Silver Lake R.C.	1850 West Silver Lake Dr., Los Angeles,	Metro	13	240	51	189	\$ 4,112	\$ 33,984	38,096
27	Stoner R.C.	1835 Stoner Ave., Los Angeles, CA 90025	Valley	11	107	57	50	\$ 4,544	\$ 9,072	13,616
28	Studio City R.C.	12621 Rye St., Studio City, CA 91604	Valley	2	299	67	232	\$ 5,328	\$ 41,796	47,124
29	Sunland R.C.	8651 Foothill Blvd, Sunland, CA 91040	Valley	7	186	139	47	\$ 11,120	\$ 8,496	\$ 19,616
30	Tarzana R.C.	5655 Vanalden Ave., Tarzana, CA 91356	Valley	3	177	20	157	\$ 1,632	\$ 28,224	29,856
31	Van Nuys Sherman Oaks R.C.	14201 Huston St., Sherman Oaks, CA	Valley	2	378	81	296	\$ 6,496	\$ 53,352	59,848
32	Westchester R.C.	7000 W. Manchester Ave., Los Angeles,	Pacific	11	169	0	169	\$ -	\$ 30,348	30,348
33	Westwood R.C.	1350 S. Sepulveda Blvd, Los Angeles, CA	Valley	5	376	188	188	\$ 15,040	\$ 33,840	48,880
34	Woodland Hills R.C.	5858 Shoup Ave., Woodland Hills, CA	Valley	3	521	153	367	\$ 12,272	\$ 66,096	78,368
35	Yosemite R.C.	1840 Yosemite Dr., Los Angeles, CA 90041	Metro	14	291	43	248	\$ 3,424	\$ 44,676	48,100
Subtotal Recreation Centers - Non Pre-qualified (with self certification)					7,295	1,847	5,448	\$ 147,760	\$ 980,676	\$ 1,128,436
Total Recreation Centers					154,537	83,003	71,534	\$ 6,640,240	\$ 12,876,156	\$ 19,516,396

PROJECT PLAN
YOUTH SPORT PARTNERSHIP



Attachment 4: Rec Centers Activity

DOCUMENT NO.:
FISCAL YEAR:

LA28-005
2024/2025

RECREATION CENTERS - Pre Qualified	CLASSES																				
	CLASSES																				
	Badminton	Boxing	Cheer	Dance	Dodgeball	Fitness/Exercise	Frisbee Sports	Golf	Gymnastics	Kickball	Lacrosse	Martial Arts	Rugby	Skating and Skateboarding	Tennis	Track & Field	Subtotal	Baseball	Basketball	Field Hockey	
1 109th Street R.C.	-	-	8	46	-	485	-	-	-	-	-	-	-	-	-	-	539	11	79	-	
2 Algin Sutton R.C.	-	40	1	74	80	160	-	22	-	39	-	83	-	11	-	47	557	97	174	4	
3 Alpine R.C.	29	-	-	-	-	99	-	-	-	-	-	123	-	-	-	-	251	-	186	-	
4 Andres and Maria Cardenas R.C.	-	-	49	193	-	-	-	-	89	-	-	138	-	-	-	-	469	-	-	-	
5 Baldwin Hills R.C.	-	-	50	107	-	-	-	-	116	-	-	215	-	-	-	35	523	90	50	-	
6 Banning R.C.	-	-	49	62	-	175	-	-	-	-	-	65	-	-	-	2	353	12	16	-	
7 Bellevue R.C.	-	-	-	58	1	76	-	-	-	-	-	-	-	-	-	-	135	2	45	-	
8 Boyle Heights Sports Center	-	-	-	24	-	78	-	-	-	-	-	-	-	-	-	-	102	358	22	-	
9 Central R.C.	-	8	4	8	-	-	76	-	13	-	-	-	-	-	-	6	115	-	-	-	
10 Chevy Chase R.C.	7	-	36	102	47	76	57	-	-	-	-	102	-	43	-	-	470	195	594	-	
11 Costello R.C.	-	-	98	75	30	476	-	-	212	22	-	511	182	-	-	102	1,708	389	1,535	197	
12 Cypress Park R.C.	-	-	89	89	-	-	49	-	-	-	-	-	-	-	-	8	235	184	412	-	
13 David M. Gonzales/Pacoima R.C.	-	584	77	64	-	138	-	-	81	-	-	30	-	-	-	-	974	10	85	-	
14 Delano R.C.	-	84	-	71	-	69	-	-	-	-	-	-	-	-	-	17	241	16	95	-	
15 Denker R.C.	-	-	-	-	-	101	-	-	-	-	-	-	-	-	-	4	105	2	72	-	
16 Downey R.C.	-	-	-	17	75	88	-	-	-	75	-	-	-	-	-	-	255	77	208	-	
17 E. Wilmington Greenbelt Community Center	-	-	-	-	-	39	-	-	-	-	-	-	-	-	-	-	39	-	51	-	
18 Echo Park R.C.	-	-	-	227	-	34	57	-	214	2	-	41	-	81	107	14	777	-	122	-	
19 El Sereno R.C.	-	-	-	-	1	-	50	-	115	-	-	65	-	82	-	-	313	241	281	-	
20 Elysian Valley R.C.	-	-	-	-	-	7	-	-	22	-	-	-	-	-	-	-	29	-	-	-	
21 Evergreen R.C.	52	51	45	78	72	325	-	-	-	42	-	-	-	-	-	-	665	790	636	-	
22 Expo Center/Roy Anderson R.C.	-	-	-	55	-	26	-	-	-	-	-	779	-	-	-	-	860	-	333	-	
23 Fernangeles R.C.	-	-	16	205	-	41	51	-	-	-	-	-	-	-	-	-	313	91	314	-	
24 Fred Roberts R.C.	-	-	-	-	-	93	-	-	-	-	-	-	-	-	-	-	93	-	40	-	
25 Gilbert Lindsay R.C.	-	24	-	63	-	124	-	-	-	-	-	18	-	-	-	-	229	79	65	-	
26 Glassell Park R.C.	-	-	-	-	-	-	60	-	27	-	-	-	-	-	-	-	87	6	28	-	
27 Granada Hills R.C.	-	-	-	49	-	-	-	-	12	-	-	29	-	-	79	30	199	-	20	-	
28 Green Meadows R.C.	-	-	210	205	-	-	84	-	-	-	-	-	-	-	-	-	499	243	164	-	
29 Harbor City R.C.	-	-	-	-	-	-	-	-	-	-	-	-	-	49	-	7	56	-	-	-	
30 Hazard Park R.C.	-	-	-	-	92	101	76	-	-	46	-	-	-	-	-	41	356	5	46	-	
31 Highland Park R.C.	4	-	-	64	26	78	10	-	-	27	15	70	-	-	29	-	323	196	39	-	
32 Hollenbeck Park R.C.	48	-	56	203	30	235	19	-	212	10	-	140	-	-	-	-	953	-	25	-	
33 Hollywood R.C.	-	22	-	42	6	-	34	-	-	5	-	-	-	-	-	-	109	24	24	-	
34 Hoover R.C.	-	119	24	127	-	32	-	-	59	-	-	69	-	-	-	26	456	-	9	-	
35 Hubert Humphrey R.C.	-	-	58	128	-	15	43	-	59	-	-	-	-	-	-	4	307	25	79	-	

PROJECT PLAN
YOUTH SPORT PARTNERSHIP



Attachment 4: Rec Centers Activity

DOCUMENT NO.:
FISCAL YEAR:

LA28-005
2024/2025

RECREATION CENTERS - Pre Qualified		CLASSES																			
		CLASSES																			
		Badminton	Boxing	Cheer	Dance	Dodgeball	Fitness/Exercise	Frisbee Sports	Golf	Gymnastics	Kickball	Lacrosse	Martial Arts	Rugby	Skating and Skateboarding	Tennis	Track & Field	Subtotal	Baseball	Basketball	Field Hockey
36	Jackie Tatum Harvard R.C.	-	-	-	5	95	70	-	-	-	41	-	-	-	-	327	-	538	24	181	-
37	Jim Gilliam R.C.	-	-	-	26	-	43	45	-	-	-	-	64	-	-	-	23	201	43	32	-
38	Lafayette MultiPurpose Community Center	-	-	121	387	190	571	-	-	26	349	-	21	-	-	-	-	1,665	108	373	9
39	Lake Street Park	-	-	-	-	20	107	54	-	-	-	-	-	-	33	11	-	225	-	54	9
40	Lanark R.C.	-	-	29	11	-	52	24	-	-	-	-	44	-	-	-	-	160	41	136	32
41	Leland R.C.	-	-	-	54	-	-	-	-	-	8	-	-	-	-	-	-	62	31	69	-
42	Lemon Grove R.C.	-	-	-	108	-	29	44	-	23	-	-	329	-	-	-	-	533	42	58	-
43	Lincoln Heights R.C.	-	-	35	24	34	171	33	-	-	33	-	-	-	-	59	6	395	1	121	10
44	Lincoln Heights Youth Center	-	1,292	6	-	-	62	-	-	18	-	296	36	-	-	-	-	1,710	-	8	5
45	Lincoln Park R.C.	-	4	18	100	7	26	68	-	-	-	-	80	-	-	4	8	315	17	12	1
46	Loren Miller R.C.	-	22	94	22	-	5	22	-	-	-	-	-	-	-	34	6	205	36	67	-
47	Macarthur Park R.C.	-	-	-	37	16	276	-	25	36	41	-	-	-	-	-	-	431	-	69	41
48	Martin Luther King, Jr. R.C.	-	-	-	46	-	-	-	-	-	-	-	-	-	-	-	-	46	22	29	-
49	Michelle and Barack Obama Sports Complex	-	116	27	6	-	465	62	-	-	-	35	-	-	11	-	-	722	24	192	-
50	Mount Carmel R.C.	-	265	188	-	-	46	-	-	-	-	-	-	-	-	-	3	502	11	269	-
51	Normandale R.C.	-	-	-	-	-	-	-	-	-	-	-	-	-	-	15	15	30	-	25	-
52	Normandie R.C.	-	-	-	-	-	-	-	-	-	-	-	-	-	-	-	-	-	158	158	-
53	North Hills Community Park	-	-	-	-	-	-	-	-	-	-	-	-	-	-	-	-	-	-	-	-
54	North Hollywood R.C.	-	-	-	-	-	27	-	-	35	-	-	96	-	-	96	-	254	56	441	-
55	North Weddington R.C.	-	-	-	-	-	-	-	-	-	-	-	-	-	-	-	-	-	-	72	-
56	Panorama City R.C.	-	-	-	142	-	24	-	-	-	-	-	-	-	-	-	-	166	19	33	-
57	Pecan R.C.	-	16	58	202	82	142	44	-	8	62	-	-	-	-	17	-	631	313	60	65
58	Poinsettia R.C.	-	-	-	8	-	11	-	-	-	-	-	71	-	-	-	-	90	2	30	-
59	Queen Anne R.C.	-	-	6	29	-	6	-	-	-	-	-	-	-	-	38	-	79	14	105	-
60	Ramon Garcia R.C.	61	24	33	47	93	321	14	-	10	126	-	48	-	-	-	-	777	377	934	-
61	Reseda R.C.	-	-	-	96	-	4	-	-	106	-	-	45	-	-	1	61	313	55	59	-
62	Rio de Los Angeles State Park	-	94	-	38	-	281	-	-	227	-	-	-	-	-	-	7	647	154	29	-
63	Ritchie Valens R.C.	-	-	-	-	-	2	31	-	59	-	-	20	-	-	-	-	112	72	106	-
64	Rose Hill R.C.	-	26	-	-	49	38	74	-	-	-	-	44	-	-	57	-	288	300	320	74
65	Rosecrans R.C.	-	19	9	-	-	55	33	6	-	-	-	-	-	-	-	-	122	112	45	-
66	Ross Snyder R.C.	-	-	81	53	76	135	-	-	124	-	-	21	-	-	-	11	501	263	438	-
67	Seoul International Park	-	-	9	60	-	60	-	-	107	-	-	-	-	-	-	7	243	41	182	-
68	Sepulveda R.C.	-	-	-	102	-	26	46	-	-	-	-	-	-	-	36	14	224	4	73	-
69	Shatto R.C.	42	35	54	390	43	201	102	-	11	32	-	7	-	-	294	11	1,222	61	453	63

PROJECT PLAN
YOUTH SPORT PARTNERSHIP



Attachment 4: Rec Centers Activity

DOCUMENT NO.:
FISCAL YEAR:

LA28-005
2024/2025

RECREATION CENTERS - Pre Qualified		CLASSES																			
		CLASSES																			
		Badminton	Boxing	Cheer	Dance	Dodgeball	Fitness/Exercise	Frisbee Sports	Golf	Gymnastics	Kickball	Lacrosse	Martial Arts	Rugby	Skating and Skateboarding	Tennis	Track & Field	Subtotal	Baseball	Basketball	Field Hockey
70	Slauson R.C.	-	-	2	-	-	67	34	-	-	-	-	-	-	-	-	8	111	4	36	-
71	South Park R.C.	-	-	15	105	-	131	50	-	30	-	-	-	-	-	-	13	344	52	93	-
72	South Seas House	-	-	15	52	-	6	-	-	21	-	-	-	-	-	-	-	94	-	45	-
73	St. Andrews R.C.	-	-	40	84	4	134	-	-	32	-	-	180	-	-	-	-	474	8	33	-
74	State Street R.C.	16	-	51	-	155	384	133	-	237	136	-	49	-	-	-	-	1,161	221	705	-
75	Stonehurst R.C.	-	-	15	5	5	33	-	-	-	23	-	-	-	-	-	-	81	16	121	10
76	Sun Valley R.C.	-	141	42	26	-	75	-	-	273	-	-	234	-	-	-	-	791	15	30	-
77	Sylmar Park R.C.	-	-	-	-	-	-	-	-	-	-	-	-	-	-	-	-	-	84	77	-
78	Toberman R.C.	-	-	35	-	-	-	-	-	1	-	-	-	-	-	-	8	44	1	315	-
79	Trinity R.C.	-	-	-	-	15	72	46	-	-	-	-	-	-	56	-	-	189	46	80	-
80	Valley Plaza	-	214	83	270	-	40	69	-	241	-	-	508	-	-	16	71	1,512	62	89	-
81	Van Ness R.C.	-	-	38	-	-	13	-	-	-	-	-	-	-	-	-	-	51	9	50	-
82	Van Nuys R.C.	-	24	-	22	-	81	-	-	-	-	-	-	-	-	12	-	139	33	91	-
83	Victory-Vineland R.C.	-	-	1	-	-	55	-	-	-	-	-	58	-	-	16	-	130	2	48	-
84	Vineyard R.C.	-	72	-	104	-	1	-	-	34	-	-	154	-	-	-	-	365	42	120	-
85	Wabash R.C.	-	-	-	-	84	219	51	-	-	51	-	-	-	-	-	6	411	42	177	-
86	Wilmington R.C.	-	-	-	1	-	7	33	-	-	-	-	2	-	-	-	-	43	17	29	-
87	Winnetka R.C.	-	-	-	58	-	-	-	-	-	-	-	138	-	-	-	-	196	-	19	-
88	Yucca Park Community Center	-	-	-	518	-	70	117	-	59	-	-	127	-	-	-	-	891	-	18	-
Grand Total		259	3,296	1,975	5,674	1,428	7,815	1,895	53	2,949	1,170	346	4,854	182	366	1,248	621	34,131	6,198	13,258	520

PROJECT PLAN
YOUTH SPORT PARTNERSHIP



Attachment 4: Rec Centers Activity

DOCUMENT NO.:

FISCAL YEAR:

	RECREATION CENTERS - Pre Qualified						Total Classes	LEAGUES						Grand Total	
		CLINICS						Baseball	Basketball	Flag Football	Soccer/Futsal	Softball	Volleyball		Total Leagues
		Flag Football	Roller Hockey	Soccer/Futsal	Softball	Volleyball									
1	109th Street R.C.	1	-	13	9	57	709	54	244	50	79	-	76	503	1,212
2	Algin Sutton R.C.	79	-	98	120	25	1,154	84	191	5	93	47	6	426	1,580
3	Alpine R.C.	-	-	99	-	26	562	-	639	-	-	-	21	660	1,222
4	Andres and Maria Cardenas R.C.	-	-	-	-	-	469	-	-	-	-	-	-	-	469
5	Baldwin Hills R.C.	89	-	60	3	-	815	343	394	-	-	108	-	845	1,660
6	Banning R.C.	1	-	4	8	-	394	149	14	117	-	91	-	371	765
7	Bellevue R.C.	-	-	10	-	-	192	216	481	79	211	42	17	1,046	1,238
8	Boyle Heights Sports Center	-	-	101	-	-	583	85	13	2	972	25	-	1,097	1,680
9	Central R.C.	1	-	-	-	-	116	64	135	23	8	39	62	331	447
10	Chevy Chase R.C.	-	-	218	-	200	1,677	63	215	-	92	-	58	428	2,105
11	Costello R.C.	1,500	-	1,876	133	369	7,707	219	219	100	923	50	209	1,720	9,427
12	Cypress Park R.C.	94	-	219	-	-	1,144	185	183	43	78	17	1	507	1,651
13	David M. Gonzales/Pacoima R.C.	-	-	11	9	21	1,110	-	183	-	739	65	64	1,051	2,161
14	Delano R.C.	17	-	69	7	6	451	13	378	33	2,029	-	514	2,967	3,418
15	Denker R.C.	36	-	65	-	96	376	-	131	-	22	-	65	218	594
16	Downey R.C.	20	-	854	1	202	1,617	121	99	9	516	1	102	848	2,465
17	E. Wilmington Greenbelt Community Center	-	-	15	-	17	122	-	153	-	8	-	68	229	351
18	Echo Park R.C.	19	-	40	7	68	1,033	249	520	91	476	2	73	1,411	2,444
19	El Sereno R.C.	7	-	46	84	84	1,056	344	631	45	150	113	143	1,426	2,482
20	Elysian Valley R.C.	-	-	-	-	1	30	12	93	-	48	-	257	410	440
21	Evergreen R.C.	42	-	484	67	215	2,899	521	312	4	365	90	103	1,395	4,294
22	Expo Center/Roy Anderson R.C.	81	-	1,729	-	322	3,325	83	846	-	1,871	-	117	2,917	6,242
23	Fernangeles R.C.	-	-	191	155	118	1,182	134	517	-	545	208	169	1,573	2,755
24	Fred Roberts R.C.	-	-	-	-	38	171	-	202	35	86	-	37	360	531
25	Gilbert Lindsay R.C.	-	-	65	23	55	516	105	42	18	-	17	9	191	707
26	Glassell Park R.C.	14	-	54	-	21	210	151	219	54	95	3	-	522	732
27	Granada Hills R.C.	18	-	-	-	43	280	112	744	138	227	44	435	1,700	1,980
28	Green Meadows R.C.	115	-	82	-	-	1,103	635	406	63	380	49	104	1,637	2,740
29	Harbor City R.C.	7	-	9	-	44	116	147	187	32	-	38	53	457	573
30	Hazard Park R.C.	-	-	57	1	-	465	147	156	15	106	67	26	517	982
31	Highland Park R.C.	7	-	57	50	46	718	297	569	48	172	28	127	1,241	1,959
32	Hollenbeck Park R.C.	6	-	141	-	-	1,125	-	-	-	205	-	1	206	1,331
33	Hollywood R.C.	8	-	80	-	-	245	35	72	-	83	-	-	190	435
34	Hoover R.C.	-	-	41	-	39	545	-	46	-	326	-	-	372	917
35	Hubert Humphrey R.C.	49	-	85	13	-	558	169	393	-	718	79	218	1,577	2,135

PROJECT PLAN
YOUTH SPORT PARTNERSHIP



Attachment 4: Rec Centers Activity

DOCUMENT NO.:

FISCAL YEAR:

	RECREATION CENTERS - Pre Qualified							LEAGUES							Grand Total
		CLINICS					Total Classes	Baseball	Basketball	Flag Football	Soccer/Futsal	Softball	Volleyball	Total Leagues	
		Flag Football	Roller Hockey	Soccer/Futsal	Softball	Volleyball									
36	Jackie Tatum Harvard R.C.	53	-	316	2	185	1,299	231	134	58	132	63	35	653	1,952
37	Jim Gilliam R.C.	43	-	43	-	-	362	-	31	-	102	-	-	133	495
38	Lafayette MultiPurpose Community Center	-	-	405	-	536	3,096	-	131	29	534	-	226	920	4,016
39	Lake Street Park	-	16	41	-	4	349	-	9	-	-	-	-	9	358
40	Lanark R.C.	127	-	74	11	35	616	201	267	85	261	51	60	925	1,541
41	Leland R.C.	15	-	23	-	-	200	45	100	-	22	-	33	200	400
42	Lemon Grove R.C.	-	-	78	101	-	812	154	43	-	-	82	-	279	1,091
43	Lincoln Heights R.C.	-	-	148	-	218	893	-	55	-	55	-	128	238	1,131
44	Lincoln Heights Youth Center	-	47	1	-	-	1,771	-	-	-	219	-	-	219	1,990
45	Lincoln Park R.C.	-	6	16	2	-	369	115	57	-	19	16	-	207	576
46	Loren Miller R.C.	55	-	100	3	16	482	23	32	11	269	-	-	335	817
47	Macarthur Park R.C.	-	-	968	-	-	1,509	-	5	-	473	-	-	478	1,987
48	Martin Luther King, Jr. R.C.	-	-	24	-	29	150	64	27	-	87	28	-	206	356
49	Michelle and Barack Obama Sports Complex	20	-	112	3	76	1,149	162	471	35	-	61	-	729	1,878
50	Mount Carmel R.C.	102	-	161	-	82	1,127	-	3	2	245	-	139	389	1,516
51	Normandale R.C.	-	-	117	-	27	199	-	106	-	97	-	38	241	440
52	Normandie R.C.	-	-	179	-	44	539	533	279	-	265	54	136	1,267	1,806
53	North Hills Community Park	-	-	-	-	-	-	-	-	-	-	-	-	-	-
54	North Hollywood R.C.	-	-	138	2	80	971	90	341	-	261	5	39	736	1,707
55	North Weddington R.C.	-	-	-	-	3	75	-	325	-	-	-	-	325	400
56	Panorama City R.C.	-	-	-	-	32	250	38	224	20	188	15	65	550	800
57	Pecan R.C.	48	-	368	46	122	1,653	267	417	44	365	106	137	1,336	2,989
58	Poinsettia R.C.	8	-	24	-	1	155	22	149	4	32	-	43	250	405
59	Queen Anne R.C.	21	-	51	6	-	276	511	676	-	-	55	99	1,341	1,617
60	Ramon Garcia R.C.	120	-	652	108	279	3,247	348	300	99	415	138	318	1,618	4,865
61	Reseda R.C.	9	-	148	-	-	584	267	42	-	113	105	77	604	1,188
62	Rio de Los Angeles State Park	9	-	620	34	-	1,493	252	8	-	44	325	-	629	2,122
63	Ritchie Valens R.C.	-	-	34	19	120	463	161	528	-	717	147	61	1,614	2,077
64	Rose Hill R.C.	443	-	420	423	-	2,268	158	293	108	449	79	-	1,087	3,355
65	Rosecrans R.C.	55	-	82	-	92	508	235	155	125	-	49	48	612	1,120
66	Ross Snyder R.C.	98	-	-	29	240	1,569	200	343	101	154	84	174	1,056	2,625
67	Seoul International Park	13	-	33	2	21	535	132	269	3	505	63	190	1,162	1,697
68	Sepulveda R.C.	12	-	44	1	112	470	90	54	-	39	36	84	303	773
69	Shatto R.C.	-	-	439	-	170	2,408	72	413	-	283	15	233	1,016	3,424

PROJECT PLAN
YOUTH SPORT PARTNERSHIP



Attachment 4: Rec Centers Activity

DOCUMENT NO.:

FISCAL YEAR:

	RECREATION CENTERS - Pre Qualified							LEAGUES							Grand Total
		CLINICS					Total Classes	Baseball	Basketball	Flag Football	Soccer/Futsal	Softball	Volleyball	Total Leagues	
		Flag Football	Roller Hockey	Soccer/Futsal	Softball	Volleyball									
70	Slauson R.C.	-	-	-	2	34	187	44	89	27	200	90	63	513	700
71	South Park R.C.	77	-	78	-	75	719	84	35	48	-	9	21	197	916
72	South Seas House	-	-	65	-	-	204	-	3	-	-	-	-	3	207
73	St. Andrews R.C.	19	-	58	16	64	672	75	257	62	-	-	2	396	1,068
74	State Street R.C.	143	-	1,252	4	231	3,717	168	225	45	228	6	107	779	4,496
75	Stonehurst R.C.	8	-	7	-	2	245	25	283	25	36	-	-	369	614
76	Sun Valley R.C.	-	-	160	16	55	1,067	103	2	-	1,162	89	-	1,356	2,423
77	Sylmar Park R.C.	29	-	481	246	-	917	123	407	-	994	146	232	1,902	2,819
78	Toberman R.C.	-	-	20	-	17	397	29	90	-	152	4	71	346	743
79	Trinity R.C.	-	-	42	-	177	534	-	65	-	421	-	212	698	1,232
80	Valley Plaza	4	-	-	14	59	1,740	129	451	131	170	82	54	1,017	2,757
81	Van Ness R.C.	37	-	17	1	15	180	163	228	118	27	116	41	693	873
82	Van Nuys R.C.	-	-	48	1	36	348	-	-	-	1,351	-	11	1,362	1,710
83	Victory-Vineland R.C.	21	-	20	-	57	278	-	1,087	26	-	-	-	1,113	1,391
84	Vineyard R.C.	42	-	53	-	7	629	-	120	-	-	-	18	138	767
85	Wabash R.C.	50	-	43	84	82	889	162	184	38	287	64	61	796	1,685
86	Wilmington R.C.	30	-	6	8	13	146	197	167	-	24	39	20	447	593
87	Winnetka R.C.	-	-	385	-	-	600	17	428	-	-	30	375	850	1,450
88	Yucca Park Community Center	7	-	149	-	-	1,065	23	39	-	33	-	-	95	1,160
	Grand Total	3,929	69	15,616	1,874	5,561	81,156	10,450	20,074	2,248	23,053	3,475	6,786	66,086	147,242

Golf

Golf Course Site (Instruction by RAP)

Quarter

Staffing (8 week sessions - 12 participants)	Hours	Unit Cost	Cost Per Quarter
Golf Instructor	48	\$26	\$1,248
Asst. Golf Instructor	48	\$19	\$912
Asst. Golf Instructor*	32	\$19	\$608
Supplies	Quantity		
City Golf Polo Shirt	24	\$10	\$240
Reusable Water Bottle	24	\$5	\$120
City Golf Hat	24	\$10	\$240
Trophy	24	\$3	\$72
			\$672
			\$3,440

* Transportation from Rec Center to Golf Course facility

Annual

# of Sessions	# of Total Hours	Annual Cost by Category	No. of Participants (Annual)	Unit Cost
4	192	\$4,992	96	\$52.00
4	192	\$3,648	96	\$38.00
4	128	\$2,432	96	\$25.33
4	0	\$2,688	96	\$28.00
		\$13,760		\$143.33

Golf Course Site (Instruction by Partners)

Quarter

Staffing (8 week sessions - 12 participants)	Hours	Unit Cost	Cost Per Quarter
Golf Instructor (Note 1)	32	\$0	\$0
Asst. Golf Instructor	32	\$0	\$0
Asst. Golf Instructor*	24	\$19	\$456
Supplies	Quantity		
City Golf Polo Shirt	16	\$10	\$160
Reusable Water Bottle	16	\$5	\$80
City Golf Hat	16	\$10	\$160
Trophy	16	\$3	\$48
			\$448
			\$904

* Transportation for Program culmination at Golf Course / Tregnan

Annual

# of Sessions	# of Total Hours	Annual Cost by Category	No. of Participants (Annual)	Unit Cost
4	128	\$0	64	\$0
4	128	\$0	64	\$0
4	96	\$1,824	64	\$28.50
4		\$1,792	64	\$28
		\$3,616		\$56.50

Recreation Center Site (Instruction by RAP)

Quarter

Staffing (8 week sessions - 16 participants)	Hours	Unit Cost	Cost Per Quarter
Golf Instructor	112	\$26	\$2,912
Asst. Golf Instructor	112	\$19	\$2,128
Asst. Golf Instructor*	0	\$19	\$0
Supplies	Quantity		
City Golf Polo Shirt	56	\$10	\$560
Reusable Water Bottle	56	\$5	\$280
City Golf Hat	56	\$10	\$560
Trophy	56	\$3	\$168
			\$1,568
			\$6,608

* Transportation for Program culmination at Golf Course / Tregnan

Annual

# of Sessions	# of Total Hours	Annual Cost by Category	No. of Participants (Annual)	Unit Cost
4	448	\$11,648	224	\$52
4	448	\$8,512	224	\$38
4	0	\$0	224	\$0.00
4		\$6,272	224	\$28
		\$26,432		\$118.00

Equipment: Golf Courses

Item	Quantity	Price Per Unit	Included in Previous Project Plans	FY 24/25 Project Plan (This Request)
Junior Golf Clubs	20	\$315	\$6,300	
Targets	7	\$50	\$350	
Thermometers	2	\$75	\$150	
			\$6,800	
X no. of sites			4	
Total Equipment: Golf Courses			\$27,200	\$ -

Equipment: Recreation Centers

Item	Quantity	Price Per Unit	Included in Previous Project Plans	FY 24/25 Project Plan (This Request)
Golf Club Sets	5	\$315	\$1,575	
Practice Targets	1	\$50	\$50	
Hitting Nets	1	\$200	\$200	
Mobile Practice Greens	1	\$1,200	\$1,200	
			\$3,025	
X no. of sites			4	
Total Equipment: Recreation Centers			\$12,100	\$ -

Total Cost

\$43,808

Attachment 6
List of Golf Sites

Golf Courses : List of Sites					
	Facility	Address	Region	CD	
1	Hansen Dam	10400 Glenoaks Blvd, Pacoima 91331	Valley	7	Free Partner Instruction
2	Harbor Park	1235 N. Figueroa Place, Wilmington 90744	Pacific	15	RAP Instruction
3	Tregnan Golf Academy	4341 Griffith Park Dr, Los Angeles 90027	Golf	4	RAP Instruction
4	Woodley Lakes Golf Course	6331 Woodley Ave, Van Nuys 91406	Valley	6	Free Partner Instruction

Rec Centers : List of Sites					
	Facility	Address	Region	CD	
1	Central Park RC	1357 E 22nd St, Los Angeles, CA 90011	Pacific	9	RAP Instruction
2	Hubert Humphrey RC	12560 Filmore St, Pacoima, CA 91331	Valley	7	
3	Jim Gilliam RC	4000 S. La Brea Avenue, Los Angeles, CA 90008	Pacific	10	RAP Instruction
4	Lafayette RC	625 South Lafayette Park Place, Los Angeles, CA	Metro	10	RAP Instruction

JUDO

DIRECT COST							
	Category	Estimated # Participants or Hours (per Quarter)	# of Sites	Item Cost	Total Cost (per Quarter)	Total Cost (per Year)	Unit Cost
Costs Calculated by Participation	Uniforms	600		\$30	\$18,000	\$72,000	\$30
	Instructors Ratio 1 to 10						
	4 Hrs per week / 8 weeks	96	20	\$45	\$86,400	\$345,600	\$144
	Tournaments				\$3,750	\$15,000	\$6.25
Total					\$108,150	\$432,600	\$180.25

EQUIPMENT				
EQUIPMENT	Number of Mats per Site	Cost per Mat	Included in Previous Project Plans	FY 24/25 Project Plan (This Request)
Mats			\$116,000	\$ -
X no. of sites				\$ -
Total Equipment Costs			\$116,000	\$ -

Total Cost	\$432,600
-------------------	------------------

Attachment 8
List of Judo Sites

Judo : List of Sites				
	Facility	Address	Region	CD
1	109th Street R.C.	1464 E. 109th St., Los Angeles, CA 90059	Pacific	15
2	Central R.C.	1357 East 22nd St., Los Angeles, CA 90011	Pacific	9
3	Chevy Chase R.C.	4165 Chevy Chase Dr., Los Angeles, CA 90039	Metro	13
4	Culver Slauson R.C.	5072 S. Slauson Ave., Culver City, CA 90230	Pacific	11
5	Cypress Park	2630 Pepper Ave, Los Angeles, CA 90065	Metro	1
6	Delano Park	15100 Erwin St, Van Nuys, CA 91411	Valley	6
7	Denker R.C.	1550 West 35th Pl., Los Angeles, CA 90018	Pacific	8
8	Evergreen R.C.	2844 E. 2nd St, Los Angeles, CA 90033	Metro	14
9	Highland Park	6150 N. Piedmont Avenue, Los Angeles, CA 90042	Metro	1
10	Hollenbeck Park R.C.	415 S. St. Louis St, Los Angeles, CA 90033	Metro	14
11	Hubert H Humphrey RC	12560 Filmore St, Pacoima, CA 91331	Valley	7
12	Normandie R.C.	1550 S. Normandie Avenue, Los Angeles, CA 90006	Metro	1
13	North Hollywood RC	11430 Chandler Blvd. North Hollywood, CA 91601	Valley	2
14	Oakwood RC	767 California Ave., Venice,CA 90291	West	11
15	Panorama City R.C.	8600 Hazeltine Ave., Panorama City, CA 91402	Valley	6
16	Ramon Garcia RC	1016 S.Fresno St,Los Angeles, CA 90023	Metro	14
17	Sepulveda RC	8825 Kester Ave, Panorama City,CA 91402	Valley	6
18	South Park	345 E 51st, Los Angeles, CA 90011	Pacific	9
19	Valley Plaza RC	12240 Archwood St, North Hollywood, CA 91606	Valley	2
20	Wilmington R.C.	325 N. Neptune Ave., Wilmington, CA 90744	Pacific	15

Marathon Training

DIRECT COST				
Type	NO. OF PARTICIPANTS	Unit Cost	TOTAL COSTS (Annual)	Unit Cost
Medal	3800	\$6.57	\$24,966	\$6.57
Setup Fee (one-time)			\$150	\$0.04
Finisher item: Beanies	3800	\$5.97	\$22,686	\$5.97
TOTALS			\$47,802	\$12.58

Attachment 10

List of RAP Virtual Marathon Registration Sites

RAP Virtual Marathon Registration : List of Sites				
Facility	Address	Region	CD	
1 109th Street R.C.	1464 E. 109th St., Los Angeles, CA 90059	Pacific	15	
2 Algin Sutton R.C.	8800 S. Hoover St., Los Angeles, CA 90044	Pacific	8	
3 Alpine R.C.	817 Yale St., Los Angeles, CA 90012	Metro	1	
4 Andres and Maria Cardenas R.C.	14740 Blythe St., Panorama City, CA 91402	Valley	6	
5 Baldwin Hills R.C.	5401 Highlight Pl., Los Angeles, CA 90016	Pacific	10	
6 Banning R.C.	1331 Eubank Ave, Wilmington, CA 90744	Pacific	15	
7 Bellevue R.C.	826 Lucile Ave., Los Angeles, CA 90026	Metro	13	
8 Boyle Heights Sports Center	933 South Mott St., Los Angeles, CA 90023	Metro	14	
9 Central R.C.	1357 East 22nd St., Los Angeles, CA 90011	Pacific	9	
10 Chevy Chase R.C.	4165 Chevy Chase Dr., Los Angeles, CA 90039	Metro	13	
11 Costello R.C.	3141 E. Olympic Bl., Los Angeles, CA 90023	Metro	14	
12 Cypress Park R.C.	2630 Pepper Ave., Los Angeles, CA 90065	Metro	1	
13 David M. Gonzales/Pacoima R.C.	10943 Herrick Ave., Pacoima, CA 91331	Valley	7	
14 Delano R.C.	15100 Erwin St., Van Nuys, CA 91411	Valley	6	
15 Denker R.C.	1550 West 35th Pl., Los Angeles, CA 90018	Pacific	8	
16 Downey R.C.	1772 North Spring St, Los Angeles, CA 90031	Metro	1	
17 E. Wilmington Greenbelt Community Center	918 North Sanford Ave., Wilmington, CA 9074	Pacific	15	
18 Echo Park R.C.	1632 Bellevue Ave, Los Angeles, CA 90026	Metro	13	
19 El Sereno R.C.	4721 Klamath St., Los Angeles, CA 90032	Metro	14	
20 Evergreen R.C.	2844 E. 2nd St, Los Angeles, CA 90033	Metro	14	
21 Expo Center/Roy Anderson R.C.	3980 South Bill Robertson Lane, Los Angeles,	Expo	9	
22 Fernangeles R.C.	8851 Laurel Canyon Blvd, Sun Valley, CA	Valley	6	
23 Fred Roberts R.C.	4700 S. Honduras St., Los Angeles, CA 90011	Pacific	9	
24 Gilbert Lindsay R.C.	429 E. 42nd Pl., Los Angeles, CA 90011	Pacific	9	
25 Glassell Park R.C.	3650 Verdugo Rd., Los Angeles, CA 90065	Metro	1	
26 Green Meadows R.C.	431 E. 89th St., Los Angeles, CA 90003	Pacific	9	
27 Harbor City R.C.	24901 Frampton Ave, Harbor City, CA 90710	Pacific	15	
28 Hazard Park R.C.	2230 Norfolk St, Los Angeles, CA 90033	Metro	14	
29 Highland Park R.C.	6150 N. Piedmont Avenue, Los Angeles, CA	Metro	1	
30 Hollenbeck Park R.C.	415 S. St. Louis St, Los Angeles, CA 90033	Metro	14	
31 Hollywood R.C.	1122 Cole Ave., Los Angeles, CA 90038	Metro	13	
32 Hoover R.C.	1010 W. 25th St., Los Angeles, CA 90007	Metro	1	
33 Hubert Humphrey R.C.	12560 Filmore St., Pacoima, CA 91331	Valley	7	
34 Jackie Tatum Harvard R.C.	1535 W. 62nd St., Los Angeles, CA 90047	Pacific	8	
35 Jim Gilliam R.C.	4000 S. La Brea Avenue, Los Angeles, CA	Pacific	10	
36 Lafayette Multipurpose Community Center	625 South Lafayette Park Place, Los Angeles, CA	Metro	10	
37 Lake Street Park	227 North Lake St., Los Angeles, CA 90026	Metro	13	
38 Lanark R.C.	21816 Lanark St, Canoga Park, CA 91305	Valley	3	
39 Lemon Grove R.C.	4959 Lemon Grove Ave, Los Angeles, CA	Metro	13	
40 Lincoln Heights R.C.	2303 Workman Street, Los Angeles, CA 90033	Metro	1	
41 Lincoln Heights Youth Center	2911 Altura Street, Los Angeles, CA 90031	Metro	1	
42 Lincoln Park R.C.	3501 Valley Blvd, Los Angeles, CA 90031	Metro	1	
43 Loren Miller R.C.	2717 Halldale Ave, Los Angeles, CA 90018	Pacific	8	
44 Macarthur Park R.C.	2230 W. 6th St., Los Angeles, CA 90057	Metro	1	
45 Martin Luther King, Jr. R.C.	3916 S. Western Avenue, Los Angeles, CA	Pacific	8	
46 Michelle and Barack Obama Sports	5001 Rodeo Rd, Los Angeles, CA 90016	Pacific	10	
47 Mount Carmel R.C.	830 West 70th St., Los Angeles, CA 90044	Pacific	8	
48 Normandale R.C.	22400 S. Halldale Ave., Los Angeles, CA	Pacific	15	
49 Normandie R.C.	1550 S. Normandie Avenue, Los Angeles, CA	Metro	1	
50 North Hills Community Park	8756 N. Parthenia Pl, North Hills, CA 91343	Valley	6	
51 North Hollywood R.C.	11430 Chandler Blvd, North Hollywood, CA	Valley	2	
52 Pecan R.C.	127 South Pecan St., Los Angeles, CA 90033	Metro	14	
53 Queen Anne R.C.	1240 West Blvd, Los Angeles, CA 90019	Metro	10	
54 Ramon Garcia R.C.	1016 S. Fresno Street, Los Angeles, CA 90023	Metro	14	
55 Reseda R.C.	18411 Victory Blvd, Reseda, CA 91335	Valley	3	
56 Rio de Los Angeles State Park	1900 N. San Fernando Rd, Los Angeles, CA	Metro	1	
57 Ritchie Valens R.C.	10736 Laurel Canyon Blvd, Pacoima, CA	Valley	7	
58 Rose Hill R.C.	4530 Mercury Ave., Los Angeles, CA 90032	Metro	14	
59 Rosecrans R.C.	840 W. 149th St., Gardena, CA 90247	Pacific	15	
60 Ross Snyder R.C.	1501 East 41st St., Los Angeles, CA 90011	Pacific	9	
61 Seoul International Park	3250 San Marino St., Los Angeles, CA 90006	Pacific	10	
62 Sepulveda R.C.	8825 Kester Ave., Panorama City 91405	Valley	6	
63 Shatto R.C.	3191 West 4th St, Los Angeles, CA 90020	Metro	13	
64 Slauson R.C.	5306 S. Compton Ave., Los Angeles, CA	Pacific	9	
65 South Park R.C.	345 East 51st St., Los Angeles, CA 90011	Pacific	9	
66 South Seas House	2301 West 24th St., Los Angeles CA 90018	Metro	10	
67 St. Andrews R.C.	8701 Saint Andrews Place, Los Angeles, CA	Pacific	8	
68 State Street R.C.	716 North State St., Los Angeles, CA 90033	Metro	14	
69 Stonehurst R.C.	9901 Dronfield St., Sun Valley, CA 91352	Valley	7	
70 Sun Valley R.C.	8133 Vineland Ave., Sun Valley, CA 91352	Valley	6	
71 Sylmar Park R.C.	13109 Borden Ave, Los Angeles, CA 91342	Valley	7	
72 Toberman R.C.	1725 Toberman St., Los Angeles, CA 90015	Metro	1	
73 Trinity R.C.	2415 Trinity St., Los Angeles, CA 90011	Pacific	9	
74 Valley Plaza	12240 Archwood St., North Hollywood, CA	Valley	2	
75 Van Ness R.C.	5720 2nd Avenue, Los Angeles, CA 90043	Pacific	8	
76 Van Nuys R.C.	14301 Vanowen St., Van Nuys, CA 91405	Valley	6	
77 Victory-Vineland R.C.	11117 Victory Blvd., North Hollywood, CA	Valley	2	
78 Vineyard R.C.	2942 Vineyard Ave, Los Angeles, CA 90016	Pacific	10	
79 Wabash R.C.	2765 Wabash Ave, Los Angeles, CA 90033	Metro	14	
80 Wilmington R.C.	325 N. Neptune Ave., Wilmington, CA 90744	Pacific	15	
81 Yucca Park Community Center	6671 Yucca St., Los Angeles, CA 90028	Metro	13	

Attachment 11**List of RAP Marathon Training Sites**

RAP Marathon Training : List of Sites				
	Facility	Address	Region	CD
1	109th St RC	1464 East 109th ST, Los Angeles, CA 90059	Pacific	15
2	David M. Gonzalez RC	10943 Herrick Ave, Pacoima, CA 91331	Valley `	7
3	Downey RC	1772 N Spring St, Los Angeles, CA 90031	Metro	1
4	El Sereno RC	4721 Klamath St, Los Angeles, CA 90032	Metro	14
5	Evergreen RC	2844 E 2nd St, Los Angeles, CA 90033	Metro	14
6	Glassell Park RC	3650 Verdugo Rd, Los Angeles, CA 90065	Metro	1
7	Green Meadows	431 E. 89th St, Los Angeles, CA 91331	Pacific	9
8	Jackie Tatum Harvard RC	1535 W 62nd St, Los Angeles, CA 90047	Pacific	8
9	Lanark RC	21816 Lanark St, Canoga Park, CA 91304	Valley	3
10	Michelle and Barack Obama Sports Complex	5001 Rodeo Rd, Los Angeles, CA 90016	Pacific	10
11	Penmar RC	1341 Lake St, Venice, CA 90291	Valley	11
12	Queen Anne RC	1240 West Blvd, Los Angeles, CA 90019	Metro	10
13	Ramon Garcia RC	1016 S. Fresno St, Los Angeles, CA 91331	Metro	14
14	Saint Andrews RC	8701 St Andrews Pl, Los Angeles, CA 90047	Pacific	8
15	Sun Valley RC	8133 Vineland Ave, Sun Valley, CA 91352	Valley	6
16	Sunland RC	8651 Foothill Blvd, Sunland, CA 91040	Valley	7
17	Sylmar RC	13109 Borden Ave, Sylmar, CA 91342	Valley	7
18	Van Ness RC	5720 2nd Ave, Los Angeles, CA 90043	Pacific	8
19	Van Nuys RC	14301 Vanowen Ave, Van Nuys, CA 91405	Valley `	6
20	Wilmington RC	325 N Neptune Ave, Wilmington, CA 90744	Pacific	15

SKATEBOARDING

DIRECT COST							
		Estimated # Participants or Hours (per Quarter)	# of Sites	Item Cost	Total Cost (per Quarter)	Total Cost (per Year)	Unit Cost
Costs Calculated by Participation		300					
	Instructors Ratio 1 to 10						
	4 Hrs per week / 8 weeks	96	10	\$45	\$43,200	\$172,800	\$144
	Tournaments				\$5,000	\$20,000	\$16.67
Subtotal					\$48,200	\$192,800	\$160.67

EQUIPMENT						
		# of Sites	Number of Sets per Site	Cost of Equipment	Included in Previous Project Plans	FY 24/25 Project Plan (This Request)
Costs Calculated by Number of Sites	Equipment	10	30	\$130	\$39,000	\$39,000

Total Cost	\$231,800
-------------------	------------------

ITEM	PRICE \$
HELMETS	30
SKATEBOARDS	50
PROTECTIVE GEAR	30
TOOL KITS	20
	130

Attachment 13**List of Skateboarding Sites**

Skateboarding : List of Sites				
	Facility	Address	Region	CD
1	Culver Slauson	5072 S. Slauson Ave, Culver City, CA 90230	West	11
2	Hazard Rec Center	2230 Norfolk St., Los Angeles, CA 90033	Metro	14
3	Hollenbeck Park R.C.	415 S. St. Louis St, Los Angeles, CA 90033	Metro	14
4	Jackie Tatum Skate Plaza	1535 West 62nd St., Los Angeles, CA 90047	Pacific	8
5	Lafayette RC	625 South Lafayette Place, Los Angeles, 90057	Metro	10
6	Normandale	22400 South Halldale Ave, Torrance, CA 90501	Pacific	15
7	North Hollywood Skate Park	11430 Chandler Blvd., North Hollywood, CA 91601	Valley	2
8	Stoner	1835 Stoner Ave, Los Angeles, CA 90025	West	11
9	Sunland RC	8651 Foothill Blvd., Sunland, CA 91040	Valley	7
10	Wilmington RC	325 Neptune Ave., Wilmington, CA 90744	Pacific	15

Tae Kwon Do

COST							
	Details	Estimated # Participants or Hours (per Quarter)	# of Sites	Item Cost	Total Cost (per Quarter)	Total Cost (per Year)	Unit Cost
Costs Calculated by Participation	Uniforms	120		\$60	\$7,200	\$28,800	\$60
	Instructors Ratio 1 to 10						
	4 Hrs per week / 8 weeks	96	5	\$45	\$21,600	\$86,400	\$180
	Tournaments				\$5,000	\$20,000	\$41.67
Total					\$33,800	\$135,200	\$281.67

		# of Sites	Number of Mats per Site	Cost per Mat	Included in Previous Project Plans	FY 24/25 Project Plan (This Request)
Costs Calculated by Number of Sites	Mats	5	8	\$267	\$21,360	\$10,680
Total Cost						\$145,880

Attachment 15
List of Tae Kwon Do Sites

Tae Kwon Do : List of Sites				
	Facility	Address	Region	CD
1	Branford RC	13306 Branfors St, Arleta, California 91331	Valley	6
2	Ritchie Valens RC	10736 Laurel Canyon Blvd. Pacoima, CA 91331	Valley	7
3	Rosecrans	840 W. 149th ST., Gardena, CA 90247	Pacific	15
4	Studio City RC	12621 Rye St, Studio City, CA 91604	Valley	4
5	Van Nuys RC	14301 Vanowen Ave., Van Nuys, CA 91405	Valley	6

TENNIS

DIRECT COST							
Category	Estimated # Participants (per Quarter)	Estimated # Hours (per Quarter)	# of Sites	Item Cost	Total Cost (per Quarter)	Total Cost (per Year)	Unit Cost
Instructors Ratio 1 to 10 3 Hrs per week / 8 weeks	600	72	20	\$45.00	\$64,800	\$259,200	\$108
Tournaments					\$6,300	\$25,200	\$10.50
Total					\$71,100	\$284,400	\$118.50

Attachment 17
List of Tennis Sites

Tennis : List of Sites				
	Facility	Address	Region	CD
1	Algin Sutton R.C.	8800 S. Hoover St., Los Angeles, CA 90044	Pacific	8
2	Banning R.C.	1331 Eubank, Wilmington, 90744	Pacific	15
3	El Sereno R.C.	4721 Klamath St., Los Angeles, CA 90032	Metro	14
4	Glassell Park R.C.	3650 Verdugo Rd., Los Angeles, CA 90065	Metro	1
5	Green Meadows R.C.	431 E. 89th St., Los Angeles, CA 90003	Pacific	9
6	Hazard Park R.C.	2230 Norfolk St, Los Angeles, CA 90033	Metro	14
7	Jackie Tatum Harvard R.C.	1535 W. 62nd St., Los Angeles, CA 90047	Pacific	8
8	Lanark R.C.	21816 Lanark St, Canoga Park, CA 91305	Valley	3
9	Panorama City R.C.	8600 Hazeltine Ave., Panorama City, CA 91402	Valley	6
10	Queen Anne R.C.	1240 West Blvd, Los Angeles, CA 90019	Metro	10
11	Rancho Cienega Sports Complex	5001 Rodeo Rd, Los Angeles, CA 90016	Pacific	10
12	Reseda R.C.	18411 Victory Blvd, Reseda, CA 91335	Valley	3
13	Rio de Los Angeles State Park	1900 N. San Fernando Rd, Los Angeles, CA 90066	Metro	1
14	Ritchie Valens R.C.	10736 Laurel Canyon Blvd, Pacoima, CA 91331	Valley	7
15	St. Andrews R.C.	8701 Saint Andrews Place, Los Angeles, CA 90047	Pacific	8
16	Sun Valley R.C.	8133 Vineland Ave., Sun Valley, CA 91352	Valley	6
17	Sunland R.C.	8651 Foothill Blvd, Sunland, CA 91040	Valley	7
18	Sylmar Park R.C.	13109 Borden Ave, Los Angeles, CA 91342	Valley	7
19	Van Ness RC	5720 2nd Avenue, Los Angeles, CA 90043	Pacific	8
20	Victory-Vineland R.C.	11117 Victory Blvd., North Hollywood, CA 91601	Valley	2

Track & Field

DIRECT COST							
	NO. OF PARTICIPANTS (per Quarter)	COST PER INSTRUCTOR/COACH PER SITE	Duration	No. of Sites	TOTAL INSTRUCTOR COST (per Quarter)	TOTAL INSTRUCTOR COST (per Year)	COST PER PARTICIPANT
Instructors/Coaches (\$45/hr X 2 coaches X 2 days X 2 hrs)	400	\$360	8 weeks	20	\$57,600	\$230,400	\$144.00
Saturday Instruction (\$45/hr X 6 Instructor/Coach X 4 hrs)		\$1,080	2 days	3	\$6,480	\$25,920	\$16.20
TOTALS PER QUARTER					\$64,080	\$256,320	\$160.20

EQUIPMENT COST				
EQUIPMENT			Included in Previous Project Plans	FY 24/25 Project Plan (This Request)
High jump, shots, javelins, blocks			\$350,000	\$0
X no. of sites				\$0
Total Equipment Costs			\$350,000	\$0

Total Cost	\$256,320
-------------------	------------------

Attachment 19
List of Track & Field Sites

Track & Field : List of Sites				
	Facility	Address	Region	CD
1	109th St RC	1464 East 109th ST, Los Angeles, CA 90059	Pacific	15
2	David M. Gonzalez RC	10943 Herrick Ave, Pacoima, CA 91331	Valley`	7
3	Downey RC	1772 N Spring St, Los Angeles, CA 90031	Metro	1
4	El Sereno RC	4721 Klamath St, Los Angeles, CA 90032	Metro	14
5	Evergreen RC	2844 E 2nd St, Los Angeles, CA 90033	Metro	14
6	Glassell Park RC	3650 Verdugo Rd, Los Angeles, CA 90065	Metro	1
7	Green Meadows	431 E. 89th St, Los Angeles, CA 91331	Pacific	9
8	Jackie Tatum Harvard RC	1535 W 62nd St, Los Angeles, CA 90047	Pacific	8
9	Lanark RC	21816 Lanark St, Canoga Park, CA 91304	Valley	3
	Michelle and Barack Obama Sports Complex (formerly Rancho Cienega Sports Complex)	5001 Rodeo Rd, Los Angeles, CA 90016	Pacific	10
10				
11	Penmar RC	1341 Lake St, Venice, CA 90291	Valley	11
12	Queen Anne RC	1240 West Blvd, Los Angeles, CA 90019	Metro	10
13	Ramon Garcia RC	1016 S. Fresno St, Los Angeles, CA 91331	Metro	14
14	Saint Andrews RC	8701 St Andrews Pl, Los Angeles, CA 90047	Pacific	8
15	Sun Valley RC	8133 Vineland Ave, Sun Valley, CA 91352	Valley	6
16	Sunland RC	8651 Foothill Blvd, Sunland, CA 91040	Valley	7
17	Sylmar RC	13109 Borden Ave, Sylmar, CA 91342	Valley	7
18	Van Ness RC	5720 2nd Ave, Los Angeles, CA 90043	Pacific	8
19	Van Nuys RC	14301 Vanowen Ave, Van Nuys, CA 91405	Valley`	6
20	Wilmington RC	325 N Neptune Ave, Wilmington, CA 90744	Pacific	15

PROJECT PLAN
YOUTH SPORT PARTNERSHIP



Attachment 20: Detail Aquatics

DOCUMENT NO.: LA28-005
FISCAL YEAR: 2024/2025

				FY 2018/2019									
				Summer 2018 (6/1/18 - 8/31/18) Actual Enrollment (Baseline) Totals				Fall 2018 (9/1/18 - 12/31/18) Actual Enrollment (Baseline) Totals				Winter 2019 (1/1/19 - 3/31/19) Actual Enrollment	
AQUATICS - Pre-qualified				Actual Enrollment (Baseline) - Swim Lessons	Actual Enrollment (Baseline) Swim Team	Actual Enrollment (Baseline) Dive, Synchro, Water Polo Teams	Actual (Baseline) Total Enrollment	Actual Enrollment (Baseline) - Swim Lessons	Actual Enrollment (Baseline) Swim Team	Actual Enrollment (Baseline) Dive, Synchro, Water Polo Teams	Actual (Baseline) Total Enrollment	Actual Enrollment (Baseline) - Swim Lessons	Actual Enrollment (Baseline) Swim Team
1	109th Pool	1500 E. 109th St., Los Angeles, CA 90059	Pacific	15	377	2	380				0		
2	Algin Sutton Pool	8800 S. Hoover St., Los Angeles, CA	Pacific	8	0		0				0		
3	Banning Pool	1450 N. Avalon Blvd., Wilmington, CA	Pacific	15	605	38	708	75	37	14	126	22	
4	Celes King III Pool	5001 Rodeo Rd, Los Angeles, CA 90016	Pacific	10	707		707	29			29	96	
5	Central Pool	1357 East 22nd St., Los Angeles, CA	Pacific	9	724	7	734				0		
6	Costello Pool	3121 E. Olympic Blvd., Los Angeles, CA	Metro	14	597		597				0		
7	Downey Pool	1775 N. Spring St., Los Angeles, CA 90031	Metro	1	723		723				0		
8	Echo Deep Pool	1419 Colton St., Los Angeles, CA 90026	Metro	1	1079	58	1,207	221	36	4	261	111	
9	EG Roberts Pool	4526 W. Pico Blvd., Los Angeles, CA	Pacific	10	1263	137	1,519	182			182	200	
10	Fernangeles Pool	8851 Laurel Canyon Blvd, Sun Valley, CA	Valley	6	925		925				0		
11	Fremont Pool	7630 Towne Ave., Los Angeles, CA 90003	Pacific	9	640	35	703	205		3	208	65	
37	Glassell Pool	3650 Verdugo Rd., Los Angeles, CA 90065	Metro	1	563	49	656	62	33		95	13	
36	Granada Hills Pool	16730 Chatsworth St., Granada Hills, CA	Valley	12	733		733				0		
12	Green Meadows Pool	431 E. 89th St., Los Angeles, CA 90003	Pacific	9	410		410				0		
13	Harbor Pool	1221 N. Figueroa Pl., Wilmington, CA	Pacific	15	822		822				0		
34	Hey Rookie Pool	3601 S. Gaffey St., San Pedro, CA 90731	Pacific	15	653	32	708	61	29		90	24	
14	Highland Pool	6150 N. Piedmont Avenue, Los Angeles, CA	Metro	1	687		687				0		
15	Hollywood Pool	1122 Cole Ave., Los Angeles, CA 90038	Pacific	13	812		812				0		
16	Hubert Humphrey Pool	12560 Filmore St., Pacoima, CA 91331	Valley	7	767	69	886	120	56		176	6	
17	Jackie Tatum/Harvard Pool	6120 Denker St., Los Angeles, CA 90047	Pacific	8	731		731				0		
18	John C. Argue Swim Stadium	3980 Bill Robertson Lane, Los Angeles, CA	Expo	9	2122	111	2,302	311	75	27	413	167	49
19	Lanark Pool	21817 Strathern St., Canoga Park, CA	Valley	3	826		826				0		
20	Lincoln Pool	3501 Valley Blvd, Los Angeles, CA 90031	Metro	1	0		0				0		
21	North Hollywood Pool	5301 Tujunga Ave., North Hollywood, CA	Valley	2	590		590				0		
22	Pecan Pool	120 S. Gless St., Los Angeles, CA 90033	Metro	14	331		331				0		
23	Reseda Pool	18411 Victory Blvd, Reseda, CA 91335	Valley	3	962		962				0		
24	Richard Alatorre Pool	4721 Klamath St., Los Angeles, CA 90032	Metro	14	928	88	1,080	82	43	8	133	55	
25	Ritchie Valens Pool	10731 Laurel Canyon Blvd., Pacoima, CA	Valley	7	838		838				0		
26	Roosevelt Pool	456 S. Mathews St., Los Angeles, CA	Metro	14	602	17	634	33	11		44	7	
27	Ross Snyder Pool	1501 East 41st St., Los Angeles, CA	Pacific	9	637		637				0		
28	Sepulveda Pool	8737 Kester Ave., Panorama City, CA	Valley	6	1024		1,024				0		
29	South Park Pool	345 East 51st St., Los Angeles, CA 90011	Pacific	9	414		414				0		
30	Sun Valley Pool	8123 Vineland Ave., Sun Valley, CA 91352	Valley	6	813		813				0		
31	Sylmar Pool	13109 Borden Ave, Los Angeles, CA	Valley	7	926		926				0		
32	Valley Plaza Pool	6715 Laurelgrove Ave., North Hollywood, CA	Valley	2	802		802				0		
33	Van Ness Pool	5720 2nd Avenue, Los Angeles, CA 90043	Pacific	2	0		0				0		
35	Verdugo Hills Pool	10654 Irma Ave., Tujunga, CA 91042	Valley	7	381		381				0		
Subtotal Aquatics - Pre-qualified					26014	643	27,208	1381	320	56	1,757	766	49

				Summer 2018 (6/1/18 - 8/31/18) Actual Enrollment (Baseline) Totals				Fall 2018 (9/1/18 - 12/31/18) Actual Enrollment (Baseline) Totals				Winter 2019 (1/1/19 - 3/31/19) Actual Enrollment	
AQUATICS - Non Pre-qualified (w/ self certification)				Actual Enrollment (Baseline) - Swim Lessons	Actual Enrollment (Baseline) Swim Team	Actual Enrollment (Baseline) Dive, Synchro, Water Polo Teams	Actual (Baseline) Total Enrollment	Actual Enrollment (Baseline) - Swim Lessons	Actual Enrollment (Baseline) Swim Team	Actual Enrollment (Baseline) Dive, Synchro, Water Polo Teams	Actual (Baseline) Total Enrollment	Actual Enrollment (Baseline) - Swim Lessons	Actual Enrollment (Baseline) Swim Team
1	Cheviot Hills Pool	2693 Motor Ave., Los Angeles, CA 90064	Pacific	5	357	2	359				0		
2	Cleveland Pool	8120 Vanalden Ave., Reseda, CA 91335	Valley	3	965	119	1,221	357	122	20	499	85	

PROJECT PLAN
YOUTH SPORT PARTNERSHIP



Attachment 20: Detail Aquatics

DOCUMENT NO.: LA28-005
FISCAL YEAR: 2024/2025

				FY 2018/2019									
				Summer 2018 (6/1/18 - 8/31/18)				Fall 2018 (9/1/18 - 12/31/18)				Winter 2019 (1/1/19 - 3/31/19)	
				Actual Enrollment (Baseline) Totals				Actual Enrollment (Baseline) Totals				Actual Enrollment	
3	Griffith Park Pool	3401 Riverside Dr., Los Angeles, CA	Metro	4	896		896				0		
4	LACES Pool	5931 W. 18th St., Los Angeles, CA 90035	Pacific	10	949	70	85	1,104	151	63	17	231	83
5	Mar Vista Pool	11655 Palms Blvd., Los Angeles, CA	Pacific	11	613			613				0	
6	Northridge Pool	10058 Reseda Blvd., Northridge, CA	Valley	12	663			663				0	
7	Pan Pacific Park Pool	141 S. Gardner St., Los Angeles, CA	Pacific	4	416			416				0	
8	Peck Park Pool	560 N. Western Ave., San Pedro, CA	Pacific	15	0			0				0	
9	Rustic Canyon Pool	601 Latimer Rd., Pacific Palisades, CA	Pacific	11	48			48				0	
10	Stoner Park Pool	1835 Stoner Ave., Los Angeles, CA 90025	Pacific	11	365			365				0	
11	Van Nuys Sherman Oaks Pool	14021 Huston St., Van Nuys, CA 91423	Valley	4	1136	57	101	1,294	108	51	96	255	59
12	Venice High School Indoor Pool	2490 Wainwright Ave., Los Angeles, CA	Pacific	11	921	66	69	1,056	81	70	20	171	36
13	Westchester Pool	9100 Lincoln Blvd., Los Angeles, CA	Pacific	11	775			775				0	
14	Westwood Pool	1350 Sepulveda Blvd., Los Angeles, CA	Pacific	5	391	51	48	490	81	44	10	135	68
15	Woodland Hills Pool	5858 Shoup Ave., Woodland Hills, CA	Valley	3	965	19	12	996				0	
16	Yosemite Pool	1840 Yosemite Dr., Los Angeles, CA	Metro	14	599	21	22	642				0	
Subtotal Aquatics - Non pre-qualified (with self certification)					10059	421	458	10,938	778	350	163	1,291	331
Total Aquatics					36073	1064	1009	38,146	2159	670	219	3,048	1097

PROJECT PLAN
YOUTH SPORT PARTNERSHIP



Attachment 20: Detail Aquatics

DOCUMENT NO.: LA28-005
FISCAL YEAR: 2024/2025

I9: BASELINE

1/19 - 3/31/19
(Baseline) Totals

Spring 2019 (4/1/19 - 5/31/19)
Actual Enrollment (Baseline) Totals

FY 2018/2019 (6/1/18 - 5/31/19)
Actual Enrollment (Baseline) Totals

AQUATICS - Pre-qualified				1/19 - 3/31/19 (Baseline) Totals		Spring 2019 (4/1/19 - 5/31/19) Actual Enrollment (Baseline) Totals				FY 2018/2019 (6/1/18 - 5/31/19) Actual Enrollment (Baseline) Totals			
Facility	Address	Region	CD	Actual Enrollment (Baseline) Dive, Synchro, Water Polo Teams	Actual (Baseline) Total Enrollment	Actual Enrollment (Baseline) - Swim Lessons	Actual Enrollment (Baseline) Swim Team	Actual Enrollment (Baseline) Dive, Synchro, Water Polo Teams	Actual (Baseline) Total Enrollment	Actual Enrollment (Baseline) - Swim Lessons	Actual Enrollment (Baseline) Swim Team	Actual Enrollment (Baseline) Dive, Synchro, Water Polo Teams	Actual (Baseline) Total Enrollment
1 109th Pool	1500 E. 109th St., Los Angeles, CA 90059	Pacific	15		0				0	377	2	1	380
2 Algin Sutton Pool	8800 S. Hoover St., Los Angeles, CA	Pacific	8		0				0	0	0	0	0
3 Banning Pool	1450 N. Avalon Blvd., Wilmington, CA	Pacific	15	37	59	17			17	719	75	116	910
4 Celes King III Pool	5001 Rodeo Rd, Los Angeles, CA 90016	Pacific	10	43	139	74			74	906	0	43	949
5 Central Pool	1357 East 22nd St., Los Angeles, CA	Pacific	9		0				0	724	7	3	734
6 Costello Pool	3121 E. Olympic Blvd., Los Angeles, CA	Metro	14		0				0	597	0	0	597
7 Downey Pool	1775 N. Spring St., Los Angeles, CA 90031	Metro	1		0				0	723	0	0	723
8 Echo Deep Pool	1419 Colton St., Los Angeles, CA 90026	Metro	1	39	150	123			123	1534	94	113	1,741
9 EG Roberts Pool	4526 W. Pico Blvd., Los Angeles, CA	Pacific	10	39	239	145			145	1790	137	158	2,085
10 Fernangeles Pool	8851 Laurel Canyon Blvd, Sun Valley, CA	Valley	6		0				0	925	0	0	925
11 Fremont Pool	7630 Towne Ave., Los Angeles, CA 90003	Pacific	9	8	73	85			85	995	35	39	1,069
37 Glassell Pool	3650 Verdugo Rd., Los Angeles, CA 90065	Metro	1	12	25	39			39	677	82	56	815
16 Granada Hills Pool	16730 Chatsworth St., Granada Hills, CA	Valley	12		0				0	733	0	0	733
12 Green Meadows Pool	431 E. 89th St., Los Angeles, CA 90003	Pacific	9		0				0	410	0	0	410
13 Harbor Pool	1221 N. Figueroa Pl., Wilmington, CA	Pacific	15		0				0	822	0	0	822
34 Hey Rookie Pool	3601 S. Gaffey St., San Pedro, CA 90731	Pacific	15	40	64	25			25	763	61	63	887
14 Highland Pool	6150 N. Piedmont Avenue, Los Angeles,	Metro	1		0				0	687	0	0	687
15 Hollywood Pool	1122 Cole Ave., Los Angeles, CA 90038	Pacific	13		0				0	812	0	0	812
16 Hubert Humphrey Pool	12560 Filmore St., Pacoima, CA 91331	Valley	7	20	26	71			71	964	125	70	1,159
17 Jackie Tatum/Harvard Pool	6120 Denker St., Los Angeles, CA 90047	Pacific	8		0				0	731	0	0	731
18 John C. Argue Swim Stadium	3980 Bill Robertson Lane, Los Angeles, CA	Expo	9	30	246	144			144	2744	235	126	3,105
19 Lanark Pool	21817 Strathern St., Canoga Park, CA	Valley	3		0				0	826	0	0	826
20 Lincoln Pool	3501 Valley Blvd, Los Angeles, CA 90031	Metro	1		0				0	0	0	0	0
21 North Hollywood Pool	5301 Tujunga Ave., North Hollywood, CA	Valley	2		0				0	590	0	0	590
22 Pecan Pool	120 S. Gless St., Los Angeles, CA 90033	Metro	14		0				0	331	0	0	331
23 Reseda Pool	18411 Victory Blvd, Reseda, CA 91335	Valley	3		0				0	962	0	0	962
24 Richard Alatorre Pool	4721 Klamath St., Los Angeles, CA 90032	Metro	14	28	83	102			102	1167	131	100	1,398
25 Ritchie Valens Pool	10731 Laurel Canyon Blvd., Pacoima, CA	Valley	7		0				0	838	0	0	838
26 Roosevelt Pool	456 S. Mathews St., Los Angeles, CA	Metro	14	6	13	10			10	652	28	21	701
27 Ross Snyder Pool	1501 East 41st St., Los Angeles, CA	Pacific	9		0				0	637	0	0	637
28 Sepulveda Pool	8737 Kester Ave., Panorama City, CA	Valley	6		0				0	1024	0	0	1,024
29 South Park Pool	345 East 51st St., Los Angeles, CA 90011	Pacific	9		0				0	414	0	0	414
30 Sun Valley Pool	8123 Vineland Ave., Sun Valley, CA 91352	Valley	6		0				0	813	0	0	813
31 Sylmar Pool	13109 Borden Ave, Los Angeles, CA	Valley	7		0				0	926	0	0	926
32 Valley Plaza Pool	6715 Laurelgrove Ave., North Hollywood,	Valley	2		0				0	802	0	0	802
33 Van Ness Pool	5720 2nd Avenue, Los Angeles, CA 90043	Pacific	2		0				0	0	0	0	0
35 Verdugo Hills Pool	10654 Irma Ave., Tujunga, CA 91042	Valley	7		0				0	381	0	0	381
Subtotal Aquatics - Pre-qualified				302	1,117	835	0	0	835	28996	1012	909	30,917

AQUATICS - Non Pre-qualified (w/ self certification)				1/19 - 3/31/19 (Baseline) Totals		Spring 2019 (4/1/19 - 5/31/19) Actual Enrollment (Baseline) Totals				FY 2018/2019 (6/1/18 - 5/31/19) Actual Enrollment (Baseline) Totals			
Facility	Address	Region	CD	Actual Enrollment (Baseline) Dive, Synchro, Water Polo Teams	Actual (Baseline) Total Enrollment	Actual Enrollment (Baseline) - Swim Lessons	Actual Enrollment (Baseline) Swim Team	Actual Enrollment (Baseline) Dive, Synchro, Water Polo Teams	Actual (Baseline) Total Enrollment	Actual Enrollment (Baseline) - Swim Lessons	Actual Enrollment (Baseline) Swim Team	Actual Enrollment (Baseline) Dive, Synchro, Water Polo Teams	Actual (Baseline) Total Enrollment
1 Cheviot Hills Pool	2693 Motor Ave., Los Angeles, CA 90064	Pacific	5		0				0	357	0	2	359
2 Cleveland Pool	8120 Vanalden Ave., Reseda, CA 91335	Valley	3	86	171	206			206	1613	259	225	2,097

PROJECT PLAN
YOUTH SPORT PARTNERSHIP



Attachment 20: Detail Aquatics

DOCUMENT NO.: LA28-005
FISCAL YEAR: 2024/2025

19: BASELINE														
1/19 - 3/31/19					Spring 2019 (4/1/19 - 5/31/19)				FY 2018/2019 (6/1/18 - 5/31/19)					
: (Baseline) Totals					Actual Enrollment (Baseline) Totals				Actual Enrollment (Baseline) Totals					
3	Griffith Park Pool	3401 Riverside Dr., Los Angeles, CA	Metro	4		0		0	896	0	0	896		
4	LACES Pool	5931 W. 10th St., Los Angeles, CA 90035	Pacific	10	54	137	116	116	1299	133	156	1,588		
5	Mar Vista Pool	11655 Palms Blvd., Los Angeles, CA	Pacific	11		0		0	613	0	0	613		
6	Northridge Pool	10058 Reseda Blvd., Northridge, CA	Valley	12		0		0	663	0	0	663		
7	Pan Pacific Park Pool	141 S. Gardner St., Los Angeles, CA	Pacific	4		0		0	416	0	0	416		
8	Peck Park Pool	560 N. Western Ave., San Pedro, CA	Pacific	15		0		0	0	0	0	0		
9	Rustic Canyon Pool	601 Latimer Rd., Pacific Palisades, CA	Pacific	11		0		0	48	0	0	48		
10	Stoner Park Pool	1835 Stoner Ave., Los Angeles, CA 90025	Pacific	11		0		0	365	0	0	365		
11	Van Nuys Sherman Oaks Pool	14021 Huston St., Van Nuys, CA 91423	Valley	4	91	150	147	147	1450	108	288	1,846		
12	Venice High School Indoor Pool	2490 Waingrove Ave., Los Angeles, CA	Pacific	11	59	95	60	60	1098	136	148	1,382		
13	Westchester Pool	9100 Lincoln Blvd., Los Angeles, CA	Pacific	11		0		0	775	0	0	775		
14	Westwood Pool	1350 Sepulveda Blvd., Los Angeles, CA	Pacific	5	25	93	5	5	545	95	83	723		
15	Woodland Hills Pool	5858 Shoup Ave., Woodland Hills, CA	Valley	3		0		0	965	19	12	996		
16	Yosemite Pool	1840 Yosemite Dr., Los Angeles, CA	Metro	14		0		0	599	21	22	642		
Subtotal Aquatics - Non pre-qualified (with self certification)					315	646	534	0	0	534	11702	771	936	13,409
Total Aquatics					617	1,763	1369	0	0	1,369	40698	1783	1845	44,326

PROJECT PLAN
YOUTH SPORT PARTNERSHIP



Attachment 20: Detail Aquatics

DOCUMENT NO.: LA28-005
FISCAL YEAR: 2024/2025

AQUATICS - Pre-qualified			
Facility	Address	Region	CD
1 109th Pool	1500 E. 109th St., Los Angeles, CA 90059	Pacific	15
2 Algin Sutton Pool	8800 S. Hoover St., Los Angeles, CA	Pacific	8
3 Banning Pool	1450 N. Avalon Blvd., Wilmington, CA	Pacific	15
4 Celes King III Pool	5001 Rodeo Rd, Los Angeles, CA 90016	Pacific	10
5 Central Pool	1357 East 22nd St., Los Angeles, CA	Pacific	9
6 Costello Pool	3121 E. Olympic Blvd., Los Angeles, CA	Metro	14
7 Downey Pool	1775 N. Spring St., Los Angeles, CA 90031	Metro	1
8 Echo Deep Pool	1419 Colton St., Los Angeles, CA 90026	Metro	1
9 EG Roberts Pool	4526 W. Pico Blvd., Los Angeles, CA	Pacific	10
10 Fernangeles Pool	8851 Laurel Canyon Blvd, Sun Valley, CA	Valley	6
11 Fremont Pool	7630 Towne Ave., Los Angeles, CA 90003	Pacific	9
37 Glassell Pool	3650 Verdugo Rd., Los Angeles, CA 90065	Metro	1
36 Granada Hills Pool	16730 Chatsworth St., Granada Hills, CA	Valley	12
12 Green Meadows Pool	431 E. 89th St., Los Angeles, CA 90003	Pacific	9
13 Harbor Pool	1221 N. Figueroa Pl., Wilmington, CA	Pacific	15
34 Hey Rookie Pool	3601 S. Gaffey St., San Pedro, CA 90731	Pacific	15
14 Highland Pool	6150 N. Piedmont Avenue, Los Angeles,	Metro	1
15 Hollywood Pool	1122 Cole Ave., Los Angeles, CA 90038	Pacific	13
16 Hubert Humphrey Pool	12560 Filmore St., Pacoima, CA 91331	Valley	7
17 Jackie Tatum/Harvard Pool	6120 Denker St., Los Angeles, CA 90047	Pacific	8
18 John C. Argue Swim Stadium	3980 Bill Robertson Lane, Los Angeles, CA	Expo	9
19 Lanark Pool	21817 Strathern St., Canoga Park, CA	Valley	3
20 Lincoln Pool	3501 Valley Blvd, Los Angeles, CA 90031	Metro	1
21 North Hollywood Pool	5301 Tujunga Ave., North Hollywood, CA	Valley	2
22 Pecan Pool	120 S. Gless St., Los Angeles, CA 90033	Metro	14
23 Reseda Pool	18411 Victory Blvd, Reseda, CA 91335	Valley	3
24 Richard Alatorre Pool	4721 Klamath St., Los Angeles, CA 90032	Metro	14
25 Ritchie Valens Pool	10731 Laurel Canyon Blvd., Pacoima, CA	Valley	7
26 Roosevelt Pool	456 S. Mathews St., Los Angeles, CA	Metro	14
27 Ross Snyder Pool	1501 East 41st St., Los Angeles, CA	Pacific	9
28 Sepulveda Pool	8737 Kester Ave., Panorama City, CA	Valley	6
29 South Park Pool	345 East 51st St., Los Angeles, CA 90011	Pacific	9
30 Sun Valley Pool	8123 Vineland Ave., Sun Valley, CA 91352	Valley	6
31 Sylmar Pool	13109 Borden Ave, Los Angeles, CA	Valley	7
32 Valley Plaza Pool	6715 Laurelgrove Ave., North Hollywood,	Valley	2
33 Van Ness Pool	5720 2nd Avenue, Los Angeles, CA 90043	Pacific	2
35 Verdugo Hills Pool	10654 Irma Ave., Tujunga, CA 91042	Valley	7
Subtotal Aquatics - Pre-qualified			

Summer 2024 (6/1/24 - 8/31/24) Estimated Enrollment Totals								Estimated Total Enrollment
Estimated Total Enrollment	Estimated Enrollment -Swim Lessons	Estimated Enrollment - Swim Team	Estimated Enrollment - Dive, Synchro, Water Polo Teams	Estimated \$ Swim Lessons	Estimated \$ Swim Team	Estimated \$ - Dive, Synchro, Water Polo Teams	Estimated Total Swim Lessons + Sports Teams	
				\$33.33	\$ 247	\$ 247		
544	502	27	15	\$ 16,732	\$ 6,669	\$ 3,705	\$ 27,106	0
325	303	13	9	\$ 10,099	\$ 3,211	\$ 2,223	\$ 15,533	187
591	512	32	47	\$ 17,065	\$ 7,904	\$ 11,609	\$ 36,578	182
419	368	22	29	\$ 12,265	\$ 5,434	\$ 7,163	\$ 24,862	266
327	324	3	0	\$ 10,799	\$ 741	\$ -	\$ 11,540	0
0	0	0	0	\$ -	\$ -	\$ -	\$ -	0
415	412	3	0	\$ 13,732	\$ 741	\$ -	\$ 14,473	0
759	681	36	42	\$ 22,698	\$ 8,892	\$ 10,374	\$ 41,964	251
794	716	32	46	\$ 23,864	\$ 7,904	\$ 11,362	\$ 43,130	285
668	650	18	0	\$ 21,665	\$ 4,446	\$ -	\$ 26,111	0
480	471	7	2	\$ 15,698	\$ 1,729	\$ 494	\$ 17,921	27
496	436	31	29	\$ 14,532	\$ 7,657	\$ 7,163	\$ 29,352	134
19	12	7	0	\$ 400	\$ 1,729	\$ -	\$ 2,129	0
207	203	4	0	\$ 6,766	\$ 988	\$ -	\$ 7,754	0
666	641	21	4	\$ 21,365	\$ 5,187	\$ 988	\$ 27,540	0
74	63	9	2	\$ 2,100	\$ 2,223	\$ 494	\$ 4,817	35
437	425	12	0	\$ 14,165	\$ 2,964	\$ -	\$ 17,129	0
570	536	22	12	\$ 17,865	\$ 5,434	\$ 2,964	\$ 26,263	0
971	881	43	47	\$ 29,364	\$ 10,621	\$ 11,609	\$ 51,594	193
386	357	21	8	\$ 11,899	\$ 5,187	\$ 1,976	\$ 19,062	0
1,840	1,697	68	75	\$ 56,561	\$ 16,796	\$ 18,525	\$ 91,882	402
627	564	27	36	\$ 18,798	\$ 6,669	\$ 8,892	\$ 34,359	0
487	441	27	19	\$ 14,699	\$ 6,669	\$ 4,693	\$ 26,061	48
365	338	20	7	\$ 11,266	\$ 4,940	\$ 1,729	\$ 17,935	0
284	269	9	6	\$ 8,966	\$ 2,223	\$ 1,482	\$ 12,671	0
708	662	25	21	\$ 22,064	\$ 6,175	\$ 5,187	\$ 33,426	0
754	679	21	54	\$ 22,631	\$ 5,187	\$ 13,338	\$ 41,156	330
624	602	16	6	\$ 20,065	\$ 3,952	\$ 1,482	\$ 25,499	0
497	431	32	34	\$ 14,365	\$ 7,904	\$ 8,398	\$ 30,667	127
242	237	5	0	\$ 7,899	\$ 1,235	\$ -	\$ 9,134	0
534	512	15	7	\$ 17,065	\$ 3,705	\$ 1,729	\$ 22,499	0
1,344	1,318	26	0	\$ 43,929	\$ 6,422	\$ -	\$ 50,351	0
566	526	29	11	\$ 17,532	\$ 7,163	\$ 2,717	\$ 27,412	0
775	734	28	13	\$ 24,464	\$ 6,916	\$ 3,211	\$ 34,591	0
739	713	16	10	\$ 23,764	\$ 3,952	\$ 2,470	\$ 30,186	0
664	615	19	30	\$ 20,498	\$ 4,693	\$ 7,410	\$ 32,601	235
0	0	0	0	\$ -	\$ -	\$ -	\$ -	0
20198	18831	746	621	\$ 627,637	\$ 184,262	\$ 153,387	\$ 965,286	2702

AQUATICS - Non Pre-qualified (w/ self certification)			
Facility	Address	Region	CD
1 Cheviot Hills Pool	2693 Motor Ave., Los Angeles, CA 90064	Pacific	5
2 Cleveland Pool	8120 Vanalden Ave., Reseda, CA 91335	Valley	3

Summer 2024 (6/1/24 - 8/31/24) Estimated Enrollment Totals								Estimated Total Enrollment
Estimated Total Enrollment	Estimated Enrollment -Swim Lessons	Estimated Enrollment - Swim Team	Estimated Enrollment - Dive, Synchro, Water Polo Teams	Estimated \$ Swim Lessons	Estimated \$ Swim Team	Estimated \$ - Dive, Synchro, Water Polo Teams	Estimated Total Swim Lessons + Sports Teams	
				\$33.33	\$ 247	\$ 247		
98	91	3	4	\$ 3,033	\$ 741	\$ 988	\$ 4,762	0
711	578	42	91	\$ 19,265	\$ 10,374	\$ 22,477	\$ 52,116	402

PROJECT PLAN
YOUTH SPORT PARTNERSHIP



Attachment 20: Detail Aquatics

DOCUMENT NO.: LA28-005
FISCAL YEAR: 2024/2025

3	Griffith Park Pool	3401 Riverside Dr., Los Angeles, CA	Metro	4
4	ACES Pool	5931 W. 10th St., Los Angeles, CA 90035	Pacific	10
5	Mar Vista Pool	11655 Palms Blvd., Los Angeles, CA	Pacific	11
6	Northridge Pool	10058 Reseda Blvd., Northridge, CA	Valley	12
7	Pan Pacific Park Pool	141 S. Gardner St., Los Angeles, CA	Pacific	4
8	Peck Park Pool	560 N. Western Ave., San Pedro, CA	Pacific	15
9	Rustic Canyon Pool	601 Latimer Rd., Pacific Palisades, CA	Pacific	11
10	Stoner Park Pool	1835 Stoner Ave., Los Angeles, CA 90025	Pacific	11
11	Van Nuys Sherman Oaks Pool	14021 Huston St., Van Nuys, CA 91423	Valley	4
12	Venice High School Indoor Pool	2490 Waingrove Ave., Los Angeles, CA	Pacific	11
13	Westchester Pool	9100 Lincoln Blvd., Los Angeles, CA	Pacific	11
14	Westwood Pool	1350 Sepulveda Blvd., Los Angeles, CA	Pacific	5
15	Woodland Hills Pool	5858 Shoup Ave., Woodland Hills, CA	Valley	3
16	Yosemite Pool	1840 Yosemite Dr., Los Angeles, CA	Metro	14
Subtotal Aquatics - Non pre-qualified (with self certification)				
Total Aquatics				

Summer 2024 (6/1/24 - 8/31/24)									
Estimated Enrollment Totals									
0	0	0	0	\$ -	\$ -	\$ -	\$ -		0
114	91	0	23	\$ 3,033	\$ -	\$ 5,681	\$ 8,714		224
111	77	25	9	\$ 2,566	\$ 6,175	\$ 2,223	\$ 10,964		0
59	31	20	8	\$ 1,033	\$ 4,940	\$ 1,976	\$ 7,949		0
87	60	20	7	\$ 2,000	\$ 4,940	\$ 1,729	\$ 8,669		0
0	0	0	0	\$ -	\$ -	\$ -	\$ -		0
0	0	0	0	\$ -	\$ -	\$ -	\$ -		0
53	50	3	0	\$ 1,667	\$ 741	\$ -	\$ 2,408		0
67	52	3	12	\$ 1,733	\$ 741	\$ 2,964	\$ 5,438		26
44	4	9	31	\$ 133	\$ 2,223	\$ 7,657	\$ 10,013		167
103	88	15	0	\$ 2,933	\$ 3,705	\$ -	\$ 6,638		0
14	7	1	6	\$ 233	\$ 247	\$ 1,482	\$ 1,962		46
55	37	10	8	\$ 1,233	\$ 2,470	\$ 1,976	\$ 5,679		0
58	36	12	10	\$ 1,200	\$ 2,964	\$ 2,470	\$ 6,634		0
1574	1202	163	209	\$ 40,063	\$ 40,261	\$ 51,623	\$ 131,947		865
21772	20033	909	830	\$ 667,700	\$ 224,523	\$ 205,010	\$ 1,097,233		3567

PROJECT PLAN
YOUTH SPORT PARTNERSHIP



Attachment 20: Detail Aquatics

DOCUMENT NO.: LA28-005
FISCAL YEAR: 2024/2025

AQUATICS - Pre-qualified				Fall 2024 (9/1/24 - 12/31/24) Estimated Enrollment Totals								FY 202		
Facility	Address	Region	CD	Estimated Enrollment -Swim Lessons	Estimated Enrollment - Swim Team	Estimated Enrollment - Dive, Synchro, Water Polo Teams	Estimated \$ Swim Lessons	Estimated \$ Swim Team	Estimated \$ - Dive, Synchro, Water Polo Teams	Estimated Total Swim Lessons + Sports Teams	Estimated Total Enrollment	Estimated Enrollment -Swim Lessons	Estimated Enrollment - Swim Team	
1	109th Pool	1500 E. 109th St., Los Angeles, CA 90059	Pacific	15	0	0	\$ 33.33	\$ 247	\$ 247	\$ -	0	0	0	
2	Algin Sutton Pool	8800 S. Hoover St., Los Angeles, CA	Pacific	8	110	31	\$ 3,666	\$ 7,657	\$ 11,362	\$ 22,685	64	42	18	
3	Banning Pool	1450 N. Avalon Blvd., Wilmington, CA	Pacific	15	131	45	\$ 4,366	\$ 11,115	\$ 1,482	\$ 16,963	105	29	42	
4	Celes King III Pool	5001 Rodeo Rd, Los Angeles, CA 90016	Pacific	10	163	38	\$ 5,433	\$ 9,386	\$ 16,055	\$ 30,874	352	238	65	
5	Central Pool	1357 East 22nd St., Los Angeles, CA	Pacific	9	0	0	\$ -	\$ -	\$ -	\$ -	0	0	0	
6	Costello Pool	3121 E. Olympic Blvd., Los Angeles, CA	Metro	14	0	0	\$ -	\$ -	\$ -	\$ -	0	0	0	
7	Downey Pool	1775 N. Spring St., Los Angeles, CA 90031	Metro	1	0	0	\$ -	\$ -	\$ -	\$ -	0	0	0	
8	Echo Deep Pool	1419 Colton St., Los Angeles, CA 90026	Metro	1	194	38	\$ 6,466	\$ 9,386	\$ 4,693	\$ 20,545	328	261	36	
9	EG Roberts Pool	4526 W. Pico Blvd., Los Angeles, CA	Pacific	10	246	26	\$ 8,199	\$ 6,422	\$ 3,211	\$ 17,832	131	98	19	
10	Fernangeles Pool	8851 Laurel Canyon Blvd, Sun Valley, CA	Valley	6	0	0	\$ -	\$ -	\$ -	\$ -	0	0	0	
11	Fremont Pool	7630 Towne Ave., Los Angeles, CA 90003	Pacific	9	27	0	\$ 900	\$ -	\$ -	\$ 900	37	36	0	
36	Glassell Pool	3650 Verdugo Rd., Los Angeles, CA 90065	Metro	1	105	29	\$ 3,500	\$ 7,163	\$ -	\$ 10,663	96	68	23	
36	Granada Hills Pool	16730 Chatsworth St., Granada Hills, CA	Valley	12	0	0	\$ -	\$ -	\$ -	\$ -	0	0	0	
12	Green Meadows Pool	431 E. 89th St., Los Angeles, CA 90003	Pacific	9	0	0	\$ -	\$ -	\$ -	\$ -	0	0	0	
13	Harbor Pool	1221 N. Figueroa Pl., Wilmington, CA	Pacific	15	0	0	\$ -	\$ -	\$ -	\$ -	0	0	0	
34	Hey Rookie Pool	3601 S. Gaffey St., San Pedro, CA 90731	Pacific	15	28	7	\$ 933	\$ 1,729	\$ -	\$ 2,662	2	2	0	
14	Highland Pool	6150 N. Piedmont Avenue, Los Angeles,	Metro	1	0	0	\$ -	\$ -	\$ -	\$ -	0	0	0	
15	Hollywood Pool	1122 Cole Ave., Los Angeles, CA 90038	Pacific	13	0	0	\$ -	\$ -	\$ -	\$ -	0	0	0	
16	Hubert Humphrey Pool	12560 Filmore St., Pacoima, CA 91331	Valley	7	149	44	\$ 4,966	\$ 10,868	\$ -	\$ 15,834	68	35	18	
17	Jackie Tatum/Harvard Pool	6120 Denker St., Los Angeles, CA 90047	Pacific	8	0	0	\$ -	\$ -	\$ -	\$ -	0	0	0	
18	John C. Argue Swim Stadium	3980 Bill Robertson Lane, Los Angeles, CA	Expo	9	289	50	\$ 9,632	\$ 12,350	\$ 15,561	\$ 37,543	298	241	36	
19	Lanark Pool	21817 Strathern St., Canoga Park, CA	Valley	3	0	0	\$ -	\$ -	\$ -	\$ -	0	0	0	
20	Lincoln Pool	3501 Valley Blvd, Los Angeles, CA 90031	Metro	1	31	14	\$ 1,033	\$ 3,458	\$ 741	\$ 5,232	40	28	12	
21	North Hollywood Pool	5301 Tujunga Ave., North Hollywood, CA	Valley	2	0	0	\$ -	\$ -	\$ -	\$ -	0	0	0	
22	Pecan Pool	120 S. Gless St., Los Angeles, CA 90033	Metro	14	0	0	\$ -	\$ -	\$ -	\$ -	0	0	0	
23	Reseda Pool	18411 Victory Blvd, Reseda, CA 91335	Valley	3	0	0	\$ -	\$ -	\$ -	\$ -	0	0	0	
24	Richard Alatorre Pool	4721 Klamath St., Los Angeles, CA 90032	Metro	14	285	35	\$ 9,499	\$ 8,645	\$ 2,470	\$ 20,614	305	254	24	
25	Ritchie Valens Pool	10731 Laurel Canyon Blvd., Pacoima, CA	Valley	7	0	0	\$ -	\$ -	\$ -	\$ -	0	0	0	
26	Roosevelt Pool	456 S. Mathews St., Los Angeles, CA	Metro	14	82	30	\$ 2,733	\$ 7,410	\$ 3,705	\$ 13,848	50	25	10	
27	Ross Snyder Pool	1501 East 41st St., Los Angeles, CA	Pacific	9	0	0	\$ -	\$ -	\$ -	\$ -	0	0	0	
28	Sepulveda Pool	8737 Kester Ave., Panorama City, CA	Valley	6	0	0	\$ -	\$ -	\$ -	\$ -	0	0	0	
29	South Park Pool	345 East 51st St., Los Angeles, CA 90011	Pacific	9	0	0	\$ -	\$ -	\$ -	\$ -	0	0	0	
30	Sun Valley Pool	8123 Vineland Ave., Sun Valley, CA 91352	Valley	6	0	0	\$ -	\$ -	\$ -	\$ -	0	0	0	
31	Sylmar Pool	13109 Borden Ave, Los Angeles, CA	Valley	7	0	0	\$ -	\$ -	\$ -	\$ -	0	0	0	
32	Valley Plaza Pool	6715 Laurelgrove Ave., North Hollywood,	Valley	2	0	0	\$ -	\$ -	\$ -	\$ -	0	0	0	
33	Van Ness Pool	5720 2nd Avenue, Los Angeles, CA 90043	Pacific	2	168	23	\$ 5,599	\$ 5,681	\$ 10,868	\$ 22,148	141	118	13	
35	Verdugo Hills Pool	10654 Irma Ave., Tujunga, CA 91042	Valley	7	0	0	\$ -	\$ -	\$ -	\$ -	0	0	0	
Subtotal Aquatics - Pre-qualified				2008	410	284	\$ 66,927	\$ 101,270	\$ 70,148	\$ 238,345	2017	1475	316	

AQUATICS - Non Pre-qualified (w/ self certification)				Fall 2024 (9/1/24 - 12/31/24)									
				Estimated Enrollment Totals									
Facility	Address	Region	CD	Estimated Enrollment -Swim Lessons	Estimated Enrollment - Swim Team	Estimated Enrollment - Dive, Synchro, Water Polo Teams	Estimated \$ Swim Lessons	Estimated \$ Swim Team	Estimated \$ - Dive, Synchro, Water Polo Teams	Estimated Total Swim Lessons + Sports Teams	Estimated Total Enrollment	Estimated Enrollment -Swim Lessons	Estimated Enrollment - Swim Team
1	Cheviot Hills Pool	2693 Motor Ave., Los Angeles, CA 90064	Pacific	5	0	0	\$ 33.33	\$ 247	\$ 247				
2	Cleveland Pool	8120 Vanalden Ave., Reseda, CA 91335	Valley	3	293	62	\$ 9,766	\$ 15,314	\$ 11,609	\$ 36,689			

PROJECT PLAN
YOUTH SPORT PARTNERSHIP



Attachment 20: Detail Aquatics

DOCUMENT NO.: LA28-005
FISCAL YEAR: 2024/2025

FY 202												
Fall 2024 (9/1/24 - 12/31/24)												
Estimated Enrollment Totals												
3	Griffith Park Pool	3401 Riverside Dr., Los Angeles, CA	Metro	4	0	0	0	\$ -	\$ -	\$ -	\$ -	
4	ACES Pool	5931 W. 10th St., Los Angeles, CA 90035	Pacific	10	190	25	9	\$ 6,333	\$ 6,175	\$ 2,223	\$ 14,731	
5	Mar Vista Pool	11655 Palms Blvd., Los Angeles, CA	Pacific	11	0	0	0	\$ -	\$ -	\$ -	\$ -	
6	Northridge Pool	10058 Reseda Blvd., Northridge, CA	Valley	12	0	0	0	\$ -	\$ -	\$ -	\$ -	
7	Pan Pacific Park Pool	141 S. Gardner St., Los Angeles, CA	Pacific	4	0	0	0	\$ -	\$ -	\$ -	\$ -	
8	Peck Park Pool	560 N. Western Ave., San Pedro, CA	Pacific	15	0	0	0	\$ -	\$ -	\$ -	\$ -	
9	Rustic Canyon Pool	601 Latimer Rd., Pacific Palisades, CA	Pacific	11	0	0	0	\$ -	\$ -	\$ -	\$ -	
10	Stoner Park Pool	1835 Stoner Ave., Los Angeles, CA 90025	Pacific	11	0	0	0	\$ -	\$ -	\$ -	\$ -	
11	Van Nuys Sherman Oaks Pool	14021 Huston St., Van Nuys, CA 91423	Valley	4	10	13	3	\$ 333	\$ 3,211	\$ 741	\$ 4,285	
12	Venice High School Indoor Pool	2490 Wainwright Ave., Los Angeles, CA	Pacific	11	143	14	10	\$ 4,766	\$ 3,458	\$ 2,470	\$ 10,694	
13	Westchester Pool	9100 Lincoln Blvd., Los Angeles, CA	Pacific	11	0	0	0	\$ -	\$ -	\$ -	\$ -	
14	Westwood Pool	1350 Sepulveda Blvd., Los Angeles, CA	Pacific	5	39	5	2	\$ 1,300	\$ 1,235	\$ 494	\$ 3,029	
15	Woodland Hills Pool	5858 Shoup Ave., Woodland Hills, CA	Valley	3	0	0	0	\$ -	\$ -	\$ -	\$ -	
16	Yosemite Pool	1840 Yosemite Dr., Los Angeles, CA	Metro	14	0	0	0	\$ -	\$ -	\$ -	\$ -	
Subtotal Aquatics - Non pre-qualified (with self certification)					675	119	71	\$ 22,498	\$ 29,393	\$ 17,537	\$ 69,428	
Total Aquatics					2683	529	355	\$ 89,424	\$ 130,663	\$ 87,685	\$ 307,772	

0	0	0
233	177	18
0	0	0
0	0	0
0	0	0
0	0	0
0	0	0
0	0	0
57	36	11
139	113	14
0	0	0
36	30	2
0	0	0
0	0	0
879	631	91

2896	2106	407
------	------	-----

PROJECT PLAN
YOUTH SPORT PARTNERSHIP



Attachment 20: Detail Aquatics

DOCUMENT NO.: LA28-005
FISCAL YEAR: 2024/2025

4/2025 PROJECT PLAN (ESTIMATE)

AQUATICS - Pre-qualified				Winter 2025 (1/1/25 - 3/31/25) Estimated Enrollment Totals				
Facility	Address	Region	CD	Estimated Enrollment - Dive, Synchro, Water Polo Teams	Estimated \$ Swim Lessons	Estimated \$ Swim Team	Estimated \$ - Dive, Synchro, Water Polo Teams	Estimated Total Swim Lessons + Sports Teams
					\$33.33	\$ 247	\$ 247	
1 109th Pool	1500 E. 109th St., Los Angeles, CA 90059	Pacific	15	0	\$ -	\$ -	\$ -	\$ -
2 Algin Sutton Pool	8800 S. Hoover St., Los Angeles, CA	Pacific	8	4	\$ 1,400	\$ 4,446	\$ 988	\$ 6,834
3 Banning Pool	1450 N. Avalon Blvd., Wilmington, CA	Pacific	15	34	\$ 967	\$ 10,374	\$ 8,398	\$ 19,739
4 Celes King III Pool	5001 Rodeo Rd, Los Angeles, CA 90016	Pacific	10	49	\$ 7,933	\$ 16,055	\$ 12,103	\$ 36,091
5 Central Pool	1357 East 22nd St., Los Angeles, CA	Pacific	9	0	\$ -	\$ -	\$ -	\$ -
6 Costello Pool	3121 E. Olympic Blvd., Los Angeles, CA	Metro	14	0	\$ -	\$ -	\$ -	\$ -
7 Downey Pool	1775 N. Spring St., Los Angeles, CA 90031	Metro	1	0	\$ -	\$ -	\$ -	\$ -
8 Echo Deep Pool	1419 Colton St., Los Angeles, CA 90026	Metro	1	31	\$ 8,699	\$ 8,892	\$ 7,657	\$ 25,248
9 EG Roberts Pool	4526 W. Pico Blvd., Los Angeles, CA	Pacific	10	14	\$ 3,266	\$ 4,693	\$ 3,458	\$ 11,417
10 Fernangeles Pool	8851 Laurel Canyon Blvd, Sun Valley, CA	Valley	6	0	\$ -	\$ -	\$ -	\$ -
11 Fremont Pool	7630 Towne Ave., Los Angeles, CA 90003	Pacific	9	1	\$ 1,200	\$ -	\$ 247	\$ 1,447
37 Glassell Pool	3650 Verdugo Rd., Los Angeles, CA 90065	Metro	1	5	\$ 2,266	\$ 5,681	\$ 1,235	\$ 9,182
36 Granada Hills Pool	16730 Chatsworth St., Granada Hills, CA	Valley	12	0	\$ -	\$ -	\$ -	\$ -
12 Green Meadows Pool	431 E. 89th St., Los Angeles, CA 90003	Pacific	9	0	\$ -	\$ -	\$ -	\$ -
13 Harbor Pool	1221 N. Figueroa Pl., Wilmington, CA	Pacific	15	0	\$ -	\$ -	\$ -	\$ -
34 Hey Rookie Pool	3601 S. Gaffey St., San Pedro, CA 90731	Pacific	15	0	\$ 67	\$ -	\$ -	\$ 67
14 Highland Pool	6150 N. Piedmont Avenue, Los Angeles,	Metro	1	0	\$ -	\$ -	\$ -	\$ -
15 Hollywood Pool	1122 Cole Ave., Los Angeles, CA 90038	Pacific	13	0	\$ -	\$ -	\$ -	\$ -
16 Hubert Humphrey Pool	12560 Filmore St., Pacoima, CA 91331	Valley	7	15	\$ 1,167	\$ 4,446	\$ 3,705	\$ 9,318
17 Jackie Tatum/Harvard Pool	6120 Denker St., Los Angeles, CA 90047	Pacific	8	0	\$ -	\$ -	\$ -	\$ -
18 John C. Argue Swim Stadium	3980 Bill Robertson Lane, Los Angeles, CA	Expo	9	21	\$ 8,033	\$ 8,892	\$ 5,187	\$ 22,112
19 Lanark Pool	21817 Strathern St., Canoga Park, CA	Valley	3	0	\$ -	\$ -	\$ -	\$ -
20 Lincoln Pool	3501 Valley Blvd, Los Angeles, CA 90031	Metro	1	0	\$ 933	\$ 2,964	\$ -	\$ 3,897
21 North Hollywood Pool	5301 Tujunga Ave., North Hollywood, CA	Valley	2	0	\$ -	\$ -	\$ -	\$ -
22 Pecan Pool	120 S. Gless St., Los Angeles, CA 90033	Metro	14	0	\$ -	\$ -	\$ -	\$ -
23 Reseda Pool	18411 Victory Blvd, Reseda, CA 91335	Valley	3	0	\$ -	\$ -	\$ -	\$ -
24 Richard Alatorre Pool	4721 Klamath St., Los Angeles, CA 90032	Metro	14	27	\$ 8,466	\$ 5,928	\$ 6,669	\$ 21,063
25 Ritchie Valens Pool	10731 Laurel Canyon Blvd., Pacoima, CA	Valley	7	0	\$ -	\$ -	\$ -	\$ -
26 Roosevelt Pool	456 S. Mathews St., Los Angeles, CA	Metro	14	15	\$ 833	\$ 2,470	\$ 3,705	\$ 7,008
27 Ross Snyder Pool	1501 East 41st St., Los Angeles, CA	Pacific	9	0	\$ -	\$ -	\$ -	\$ -
28 Sepulveda Pool	8737 Kester Ave., Panorama City, CA	Valley	6	0	\$ -	\$ -	\$ -	\$ -
29 South Park Pool	345 East 51st St., Los Angeles, CA 90011	Pacific	9	0	\$ -	\$ -	\$ -	\$ -
30 Sun Valley Pool	8123 Vineland Ave., Sun Valley, CA 91352	Valley	6	0	\$ -	\$ -	\$ -	\$ -
31 Sylmar Pool	13109 Borden Ave, Los Angeles, CA	Valley	7	0	\$ -	\$ -	\$ -	\$ -
32 Valley Plaza Pool	6715 Laurelgrove Ave., North Hollywood,	Valley	2	0	\$ -	\$ -	\$ -	\$ -
33 Van Ness Pool	5720 2nd Avenue, Los Angeles, CA 90043	Pacific	2	10	\$ 3,933	\$ 3,211	\$ 2,470	\$ 9,614
35 Verdugo Hills Pool	10654 Irma Ave., Tujunga, CA 91042	Valley	7	0	\$ -	\$ -	\$ -	\$ -
Subtotal Aquatics - Pre-qualified				226	\$ 49,162	\$ 78,052	\$ 55,822	\$ 183,036

Spring 2025 (4/1/25 - 5/31/25) Estimated Enrollment Totals				
Estimated Total Enrollment	Estimated Enrollment -Swim Lessons	Estimated Enrollment - Swim Team	Estimated Enrollment - Dive, Synchro, Water Polo Teams	Estimated \$ Swim Lessons
				\$33.33
0	0	0	0	\$ -
113	113	0	0	\$ 3,766
106	106	0	0	\$ 3,533
163	163	0	0	\$ 5,433
0	0	0	0	\$ -
0	0	0	0	\$ -
0	0	0	0	\$ -
279	279	0	0	\$ 9,299
222	222	0	0	\$ 7,399
0	0	0	0	\$ -
0	0	0	0	\$ -
149	149	0	0	\$ 4,966
0	0	0	0	\$ -
0	0	0	0	\$ -
0	0	0	0	\$ -
26	16	10	0	\$ 533
0	0	0	0	\$ -
0	0	0	0	\$ -
183	183	0	0	\$ 6,099
0	0	0	0	\$ -
264	264	0	0	\$ 8,799
0	0	0	0	\$ -
67	67	0	0	\$ 2,233
0	0	0	0	\$ -
0	0	0	0	\$ -
0	0	0	0	\$ -
316	306	0	10	\$ 10,199
0	0	0	0	\$ -
59	59	0	0	\$ 1,966
0	0	0	0	\$ -
0	0	0	0	\$ -
0	0	0	0	\$ -
0	0	0	0	\$ -
0	0	0	0	\$ -
241	219	0	22	\$ 7,299
0	0	0	0	\$ -
2188	2146	10	32	\$ 71,526

AQUATICS - Non Pre-qualified (w/ self certification)				Winter 2025 (1/1/25 - 3/31/25) Estimated Enrollment Totals				
Facility	Address	Region	CD	Estimated Enrollment - Dive, Synchro, Water Polo Teams	Estimated \$ Swim Lessons	Estimated \$ Swim Team	Estimated \$ - Dive, Synchro, Water Polo Teams	Estimated Total Swim Lessons + Sports Teams
					\$33.33	\$ 247	\$ 247	
1 Cheviot Hills Pool	2693 Motor Ave., Los Angeles, CA 90064	Pacific	5	0	\$ -	\$ -	\$ -	\$ -
2 Cleveland Pool	8120 Vanalden Ave., Reseda, CA 91335	Valley	3	93	\$ 9,166	\$ 11,362	\$ 22,971	\$ 43,499

Spring 2025 (4/1/25 - 5/31/25) Estimated Enrollment Totals				
Estimated Total Enrollment	Estimated Enrollment -Swim Lessons	Estimated Enrollment - Swim Team	Estimated Enrollment - Dive, Synchro, Water Polo Teams	Estimated \$ Swim Lessons
				\$33.33
0	0	0	0	\$ -
276	267	0	9	\$ 8,899

PROJECT PLAN
YOUTH SPORT PARTNERSHIP



Attachment 20: Detail Aquatics

DOCUMENT NO.: LA28-005
FISCAL YEAR: 2024/2025

4/2025 PROJECT PLAN (ESTIMATE)											
Winter 2025 (1/1/25 - 3/31/25)					Spring 2025 (4/1/25 - 5/31/25)						
Estimated Enrollment Totals					Estimated Enrollment Totals						
0	\$	-	\$	-	\$	-	\$	-	\$	-	
38	\$	5,899	\$	4,446	\$	9,386	\$	19,731	185	\$	6,166
0	\$	-	\$	-	\$	-	\$	-	0	\$	-
0	\$	-	\$	-	\$	-	\$	-	0	\$	-
0	\$	-	\$	-	\$	-	\$	-	0	\$	-
0	\$	-	\$	-	\$	-	\$	-	0	\$	-
0	\$	-	\$	-	\$	-	\$	-	0	\$	-
0	\$	-	\$	-	\$	-	\$	-	0	\$	-
0	\$	-	\$	-	\$	-	\$	-	0	\$	-
10	\$	1,200	\$	2,717	\$	2,470	\$	6,387	83	\$	2,766
12	\$	3,766	\$	3,458	\$	2,964	\$	10,188	42	\$	1,400
0	\$	-	\$	-	\$	-	\$	-	0	\$	-
4	\$	1,000	\$	494	\$	988	\$	2,482	74	\$	2,466
0	\$	-	\$	-	\$	-	\$	-	0	\$	-
0	\$	-	\$	-	\$	-	\$	-	0	\$	-
157	\$	21,031	\$	22,477	\$	38,779	\$	82,287	660	\$	21,698
383	\$	70,193	\$	100,529	\$	94,601	\$	265,323	2848	\$	93,224

PROJECT PLAN
YOUTH SPORT PARTNERSHIP



Attachment 20: Detail Aquatics

DOCUMENT NO.: LA28-005
FISCAL YEAR: 2024/2025

AQUATICS - Pre-qualified							FY 2024/2025 (6/1/24 - 5/31/25) Estimated Enrollment Totals						
Facility	Address	Region	CD	Estimated \$ Swim Team	Estimated \$ - Dive, Synchro, Water Polo Teams	Estimated Total Swim Lessons + Sports Teams	Estimated Total Enrollment	Estimated Enrollment -Swim Lessons	Estimated Enrollment - Swim Team	Estimated Enrollment - Dive, Synchro, Water Polo Teams	Estimated \$ Swim Lessons	Estimated \$ Swim Team	
				\$ 247	\$ 247						\$33.33	\$ 247	
1	109th Pool	1500 E. 109th St., Los Angeles, CA 90059	Pacific	15	\$ -	\$ -	\$ -	544	502	27	15	\$ 16,732	\$ 6,669
2	Algin Sutton Pool	8800 S. Hoover St., Los Angeles, CA	Pacific	8	\$ -	\$ -	\$ 3,766	689	568	62	59	\$ 18,931	\$ 15,314
3	Banning Pool	1450 N. Avalon Blvd., Wilmington, CA	Pacific	15	\$ -	\$ -	\$ 3,533	984	778	119	87	\$ 25,931	\$ 29,393
4	Celes King III Pool	5001 Rodeo Rd, Los Angeles, CA 90016	Pacific	10	\$ -	\$ -	\$ 5,433	1,200	932	125	143	\$ 31,064	\$ 30,875
5	Central Pool	1357 East 22nd St., Los Angeles, CA	Pacific	9	\$ -	\$ -	\$ -	327	324	3	0	\$ 10,799	\$ 741
6	Costello Pool	3121 E. Olympic Blvd., Los Angeles, CA	Metro	14	\$ -	\$ -	\$ -	0	0	0	0	\$ -	\$ -
7	Downey Pool	1775 N. Spring St., Los Angeles, CA 90031	Metro	1	\$ -	\$ -	\$ -	415	412	3	0	\$ 13,732	\$ 741
8	Echo Deep Pool	1419 Colton St., Los Angeles, CA 90026	Metro	1	\$ -	\$ -	\$ 9,299	1,617	1,415	110	92	\$ 47,162	\$ 27,170
9	EG Roberts Pool	4526 W. Pico Blvd., Los Angeles, CA	Pacific	10	\$ -	\$ -	\$ 7,399	1,432	1,282	77	73	\$ 42,729	\$ 19,019
10	Fernangeles Pool	8851 Laurel Canyon Blvd, Sun Valley, CA	Valley	6	\$ -	\$ -	\$ -	668	650	18	0	\$ 21,665	\$ 4,446
11	Fremont Pool	7630 Towne Ave., Los Angeles, CA 90003	Pacific	9	\$ -	\$ -	\$ -	544	534	7	3	\$ 17,798	\$ 1,729
37	Glassell Pool	3650 Verdugo Rd., Los Angeles, CA 90065	Metro	1	\$ -	\$ -	\$ 4,966	875	758	83	34	\$ 25,264	\$ 20,501
36	Granada Hills Pool	16730 Chatsworth St., Granada Hills, CA	Valley	12	\$ -	\$ -	\$ -	19	12	7	0	\$ 400	\$ 1,729
12	Green Meadows Pool	431 E. 89th St., Los Angeles, CA 90003	Pacific	9	\$ -	\$ -	\$ -	207	203	4	0	\$ 6,766	\$ 988
13	Harbor Pool	1221 N. Figueroa Pl., Wilmington, CA	Pacific	15	\$ -	\$ -	\$ -	666	641	21	4	\$ 21,365	\$ 5,187
34	Hey Rookie Pool	3601 S. Gaffey St., San Pedro, CA 90731	Pacific	15	\$ 2,470	\$ -	\$ 3,003	137	109	26	2	\$ 3,633	\$ 6,422
14	Highland Pool	6150 N. Piedmont Avenue, Los Angeles,	Metro	1	\$ -	\$ -	\$ -	437	425	12	0	\$ 14,165	\$ 2,964
15	Hollywood Pool	1122 Cole Ave., Los Angeles, CA 90038	Pacific	13	\$ -	\$ -	\$ -	570	536	22	12	\$ 17,865	\$ 5,434
16	Hubert Humphrey Pool	12560 Filmore St., Pacoima, CA 91331	Valley	7	\$ -	\$ -	\$ 6,099	1,415	1,248	105	62	\$ 41,596	\$ 25,935
17	Jackie Tatum/Harvard Pool	6120 Denker St., Los Angeles, CA 90047	Pacific	8	\$ -	\$ -	\$ -	386	357	21	8	\$ 11,899	\$ 5,187
18	John C. Argue Swim Stadium	3980 Bill Robertson Lane, Los Angeles, CA	Expo	9	\$ -	\$ -	\$ 8,799	2,804	2,491	154	159	\$ 83,025	\$ 38,038
19	Lanark Pool	21817 Strathern St., Canoga Park, CA	Valley	3	\$ -	\$ -	\$ -	627	564	27	36	\$ 18,798	\$ 6,669
20	Lincoln Pool	3501 Valley Blvd, Los Angeles, CA 90031	Metro	1	\$ -	\$ -	\$ 2,233	642	567	53	22	\$ 18,898	\$ 13,091
21	North Hollywood Pool	5301 Tujunga Ave., North Hollywood, CA	Valley	2	\$ -	\$ -	\$ -	365	338	20	7	\$ 11,266	\$ 4,940
22	Pecan Pool	120 S. Gless St., Los Angeles, CA 90033	Metro	14	\$ -	\$ -	\$ -	284	269	9	6	\$ 8,966	\$ 2,223
23	Reseda Pool	18411 Victory Blvd, Reseda, CA 91335	Valley	3	\$ -	\$ -	\$ -	708	662	25	21	\$ 22,064	\$ 6,175
24	Richard Alatorre Pool	4721 Klamath St., Los Angeles, CA 90032	Metro	14	\$ -	\$ 2,470	\$ 12,669	1,705	1,524	80	101	\$ 50,795	\$ 19,760
25	Ritchie Valens Pool	10731 Laurel Canyon Blvd., Pacoima, CA	Valley	7	\$ -	\$ -	\$ -	624	602	16	6	\$ 20,065	\$ 3,952
26	Roosevelt Pool	456 S. Mathews St., Los Angeles, CA	Metro	14	\$ -	\$ -	\$ 1,966	733	597	72	64	\$ 19,898	\$ 17,784
27	Ross Snyder Pool	1501 East 41st St., Los Angeles, CA	Pacific	9	\$ -	\$ -	\$ -	242	237	5	0	\$ 7,899	\$ 1,235
28	Sepulveda Pool	8737 Kester Ave., Panorama City, CA	Valley	6	\$ -	\$ -	\$ -	534	512	15	7	\$ 17,065	\$ 3,705
29	South Park Pool	345 East 51st St., Los Angeles, CA 90011	Pacific	9	\$ -	\$ -	\$ -	1,344	1,318	26	0	\$ 43,929	\$ 6,422
30	Sun Valley Pool	8123 Vineland Ave., Sun Valley, CA 91352	Valley	6	\$ -	\$ -	\$ -	566	526	29	11	\$ 17,532	\$ 7,163
31	Sylmar Pool	13109 Borden Ave, Los Angeles, CA	Valley	7	\$ -	\$ -	\$ -	775	734	28	13	\$ 24,464	\$ 6,916
32	Valley Plaza Pool	6715 Laurelgrove Ave., North Hollywood,	Valley	2	\$ -	\$ -	\$ -	739	713	16	10	\$ 23,764	\$ 3,952
33	Van Ness Pool	5720 2nd Avenue, Los Angeles, CA 90043	Pacific	2	\$ -	\$ 5,434	\$ 12,733	1,281	1,120	55	106	\$ 37,330	\$ 13,585
35	Verdugo Hills Pool	10654 Irma Ave., Tujunga, CA 91042	Valley	7	\$ -	\$ -	\$ -	0	0	0	0	\$ -	\$ -
Subtotal Aquatics - Pre-qualified				\$ 2,470	\$ 7,904	\$ 81,900	27105	24460	1482	1163	\$ 815,252	\$ 366,054	

AQUATICS - Non Pre-qualified (w/ self certification)						
Facility	Address	Region	CD	Estimated \$ Swim Team	Estimated \$ - Dive, Synchro, Water Polo Teams	Estimated Total Swim Lessons + Sports Teams
				\$ 247	\$ 247	
1	Cheviot Hills Pool	2693 Motor Ave., Los Angeles, CA 90064	Pacific	5	\$ -	\$ -
2	Cleveland Pool	8120 Vanalden Ave., Reseda, CA 91335	Valley	3	\$ -	\$ 2,223
						\$ 11,122

FY 2024/2025 (6/1/24 - 5/31/25)					
Estimated Enrollment Totals					
Estimated Total Enrollment	Estimated Enrollment -Swim Lessons	Estimated Enrollment - Swim Team	Estimated Enrollment - Dive, Synchro, Water Polo Teams	Estimated \$ Swim Lessons	Estimated \$ Swim Team
				\$33.33	\$ 247
98	91	3	4	\$ 3,033	\$ 741
1,803	1,413	150	240	\$ 47,095	\$ 37,050

PROJECT PLAN
YOUTH SPORT PARTNERSHIP



Attachment 20: Detail Aquatics

DOCUMENT NO.: LA28-005
FISCAL YEAR: 2024/2025

								FY 2024/2025 (6/1/24 - 5/31/25)										
								Estimated Enrollment Totals										
3	Griffith Park Pool	3401 Riverside Dr., Los Angeles, CA	Metro	4	\$	-	\$	-	\$	-	0	0	0	0	\$	-	\$	-
4	ACES Pool	5931 W. 10th St., Los Angeles, CA 90035	Pacific	10	\$	-	\$	-	\$	6,166	756	643	43	70	\$	21,431	\$	10,621
5	Mar Vista Pool	11655 Palms Blvd., Los Angeles, CA	Pacific	11	\$	-	\$	-	\$	-	111	77	25	9	\$	2,566	\$	6,175
6	Northridge Pool	10058 Reseda Blvd., Northridge, CA	Valley	12	\$	-	\$	-	\$	-	59	31	20	8	\$	1,033	\$	4,940
7	Pan Pacific Park Pool	141 S. Gardner St., Los Angeles, CA	Pacific	4	\$	-	\$	-	\$	-	87	60	20	7	\$	2,000	\$	4,940
8	Peck Park Pool	560 N. Western Ave., San Pedro, CA	Pacific	15	\$	-	\$	-	\$	-	0	0	0	0	\$	-	\$	-
9	Rustic Canyon Pool	601 Latimer Rd., Pacific Palisades, CA	Pacific	11	\$	-	\$	-	\$	-	0	0	0	0	\$	-	\$	-
10	Stoner Park Pool	1835 Stoner Ave., Los Angeles, CA 90025	Pacific	11	\$	-	\$	-	\$	-	53	50	3	0	\$	1,667	\$	741
11	Van Nuys Sherman Oaks Pool	14021 Huston St., Van Nuys, CA 91423	Valley	4	\$	-	\$	-	\$	2,766	233	181	27	25	\$	6,033	\$	6,669
12	Venice High School Indoor Pool	2490 Walgrove Ave., Los Angeles, CA	Pacific	11	\$	-	\$	-	\$	1,400	392	302	37	53	\$	10,066	\$	9,139
13	Westchester Pool	9100 Lincoln Blvd., Los Angeles, CA	Pacific	11	\$	-	\$	-	\$	-	103	88	15	0	\$	2,933	\$	3,705
14	Westwood Pool	1350 Sepulveda Blvd., Los Angeles, CA	Pacific	5	\$	-	\$	-	\$	2,466	170	150	8	12	\$	5,000	\$	1,976
15	Woodland Hills Pool	5858 Shoup Ave., Woodland Hills, CA	Valley	3	\$	-	\$	-	\$	-	55	37	10	8	\$	1,233	\$	2,470
16	Yosemite Pool	1840 Yosemite Dr., Los Angeles, CA	Metro	14	\$	-	\$	-	\$	-	58	36	12	10	\$	1,200	\$	2,964
Subtotal Aquatics - Non pre-qualified (with self certification)					\$	-	\$	2,223	\$	23,921	3978	3159	373	446	\$	105,289	\$	92,131
Total Aquatics					\$	2,470	\$	10,127	\$	105,821	31083	27619	1855	1609	\$	920,541	\$	458,185

PROJECT PLAN
YOUTH SPORT PARTNERSHIP



Attachment 20: Detail Aquatics

DOCUMENT NO.: LA28-005
FISCAL YEAR: 2024/2025

AQUATICS - Pre-qualified					
Facility	Address	Region	CD	Estimated \$ - Dive, Synchro, Water Polo Teams	Estimated Total Swim Lessons + Sports Teams
				\$ 247	
1 109th Pool	1500 E. 109th St., Los Angeles, CA 90059	Pacific	15	\$ 3,705	\$ 27,106
2 Algin Sutton Pool	8800 S. Hoover St., Los Angeles, CA	Pacific	8	\$ 14,573	\$ 48,818
3 Banning Pool	1450 N. Avalon Blvd., Wilmington, CA	Pacific	15	\$ 21,489	\$ 76,813
4 Celes King III Pool	5001 Rodeo Rd, Los Angeles, CA 90016	Pacific	10	\$ 35,321	\$ 97,260
5 Central Pool	1357 East 22nd St., Los Angeles, CA	Pacific	9	\$ -	\$ 11,540
6 Costello Pool	3121 E. Olympic Blvd., Los Angeles, CA	Metro	14	\$ -	\$ -
7 Downey Pool	1775 N. Spring St., Los Angeles, CA 90031	Metro	1	\$ -	\$ 14,473
8 Echo Deep Pool	1419 Colton St., Los Angeles, CA 90026	Metro	1	\$ 22,724	\$ 97,056
9 EG Roberts Pool	4526 W. Pico Blvd., Los Angeles, CA	Pacific	10	\$ 18,031	\$ 79,779
10 Fernangeles Pool	8851 Laurel Canyon Blvd, Sun Valley, CA	Valley	6	\$ -	\$ 26,111
11 Fremont Pool	7630 Towne Ave., Los Angeles, CA 90003	Pacific	9	\$ 741	\$ 20,268
37 Glassell Pool	3650 Verdugo Rd., Los Angeles, CA 90065	Metro	1	\$ 8,398	\$ 54,163
36 Granada Hills Pool	16730 Chatsworth St., Granada Hills, CA	Valley	12	\$ -	\$ 2,129
12 Green Meadows Pool	431 E. 89th St., Los Angeles, CA 90003	Pacific	9	\$ -	\$ 7,754
13 Harbor Pool	1221 N. Figueroa Pl., Wilmington, CA	Pacific	15	\$ 988	\$ 27,540
34 Hey Rookie Pool	3601 S. Gaffey St., San Pedro, CA 90731	Pacific	15	\$ 494	\$ 10,549
14 Highland Pool	6150 N. Piedmont Avenue, Los Angeles,	Metro	1	\$ -	\$ 17,129
15 Hollywood Pool	1122 Cole Ave., Los Angeles, CA 90038	Pacific	13	\$ 2,964	\$ 26,263
16 Hubert Humphrey Pool	12560 Filmore St., Pacoima, CA 91331	Valley	7	\$ 15,314	\$ 82,845
17 Jackie Tatum/Harvard Pool	6120 Denker St., Los Angeles, CA 90047	Pacific	8	\$ 1,976	\$ 19,062
18 John C. Argue Swim Stadium	3980 Bill Robertson Lane, Los Angeles, CA	Expo	9	\$ 39,273	\$ 160,336
19 Lanark Pool	21817 Strathern St., Canoga Park, CA	Valley	3	\$ 8,892	\$ 34,359
20 Lincoln Pool	3501 Valley Blvd, Los Angeles, CA 90031	Metro	1	\$ 5,434	\$ 37,423
21 North Hollywood Pool	5301 Tujunga Ave., North Hollywood, CA	Valley	2	\$ 1,729	\$ 17,935
22 Pecan Pool	120 S. Gless St., Los Angeles, CA 90033	Metro	14	\$ 1,482	\$ 12,671
23 Reseda Pool	18411 Victory Blvd, Reseda, CA 91335	Valley	3	\$ 5,187	\$ 33,426
24 Richard Alatorre Pool	4721 Klamath St., Los Angeles, CA 90032	Metro	14	\$ 24,947	\$ 95,502
25 Ritchie Valens Pool	10731 Laurel Canyon Blvd., Pacoima, CA	Valley	7	\$ 1,482	\$ 25,499
26 Roosevelt Pool	456 S. Mathews St., Los Angeles, CA	Metro	14	\$ 15,808	\$ 53,490
27 Ross Snyder Pool	1501 East 41st St., Los Angeles, CA	Pacific	9	\$ -	\$ 9,134
28 Sepulveda Pool	8737 Kester Ave., Panorama City, CA	Valley	6	\$ 1,729	\$ 22,499
29 South Park Pool	345 East 51st St., Los Angeles, CA 90011	Pacific	9	\$ -	\$ 50,351
30 Sun Valley Pool	8123 Vineland Ave., Sun Valley, CA 91352	Valley	6	\$ 2,717	\$ 27,412
31 Sylmar Pool	13109 Borden Ave, Los Angeles, CA	Valley	7	\$ 3,211	\$ 34,591
32 Valley Plaza Pool	6715 Laurelgrove Ave., North Hollywood,	Valley	2	\$ 2,470	\$ 30,186
33 Van Ness Pool	5720 2nd Avenue, Los Angeles, CA 90043	Pacific	2	\$ 26,182	\$ 77,097
35 Verdugo Hills Pool	10654 Irma Ave., Tujunga, CA 91042	Valley	7	\$ -	\$ -
Subtotal Aquatics - Pre-qualified				\$ 287,261	\$ 1,468,567

AQUATICS - Non Pre-qualified (w/ self certification)					
Facility	Address	Region	CD	Estimated \$ - Dive, Synchro, Water Polo Teams	Estimated Total Swim Lessons + Sports Teams
				\$ 247	
1 Cheviot Hills Pool	2693 Motor Ave., Los Angeles, CA 90064	Pacific	5	\$ 988	\$ 4,762
2 Cleveland Pool	8120 Vanalden Ave., Reseda, CA 91335	Valley	3	\$ 59,280	\$ 143,425

PROJECT PLAN
YOUTH SPORT PARTNERSHIP



Attachment 20: Detail Aquatics

DOCUMENT NO.: LA28-005
FISCAL YEAR: 2024/2025

3	Griffith Park Pool	3401 Riverside Dr., Los Angeles, CA	Metro	4	\$ -	\$ -
4	LACES Pool	5931 W. 18th St., Los Angeles, CA 90035	Pacific	10	\$ 17,290	\$ 49,342
5	Mar Vista Pool	11655 Palms Blvd., Los Angeles, CA	Pacific	11	\$ 2,223	\$ 10,964
6	Northridge Pool	10058 Reseda Blvd., Northridge, CA	Valley	12	\$ 1,976	\$ 7,949
7	Pan Pacific Park Pool	141 S. Gardner St., Los Angeles, CA	Pacific	4	\$ 1,729	\$ 8,669
8	Peck Park Pool	560 N. Western Ave., San Pedro, CA	Pacific	15	\$ -	\$ -
9	Rustic Canyon Pool	601 Latimer Rd., Pacific Palisades, CA	Pacific	11	\$ -	\$ -
10	Stoner Park Pool	1835 Stoner Ave., Los Angeles, CA 90025	Pacific	11	\$ -	\$ 2,408
11	Van Nuys Sherman Oaks Pool	14021 Huston St., Van Nuys, CA 91423	Valley	4	\$ 6,175	\$ 18,877
12	Venice High School Indoor Pool	2490 Wainwright Ave., Los Angeles, CA	Pacific	11	\$ 13,091	\$ 32,296
13	Westchester Pool	9100 Lincoln Blvd., Los Angeles, CA	Pacific	11	\$ -	\$ 6,638
14	Westwood Pool	1350 Sepulveda Blvd., Los Angeles, CA	Pacific	5	\$ 2,964	\$ 9,940
15	Woodland Hills Pool	5858 Shoup Ave., Woodland Hills, CA	Valley	3	\$ 1,976	\$ 5,679
16	Yosemite Pool	1840 Yosemite Dr., Los Angeles, CA	Metro	14	\$ 2,470	\$ 6,634
Subtotal Aquatics - Non pre-qualified (with self certification)					\$ 110,162	\$ 307,582
Total Aquatics						\$ 397,423 \$ 1,776,149

**PROJECT PLAN
YOUTH SPORT PARTNERSHIP**



Attachment 21: Aquatics Activity

DOCUMENT NO.:

LA28-005

FISCAL YEAR:

2024/2025

	AQUATICS - Pre-qualified	CLASSES		TEAMS					Grand Total
		Swim Lessons	Total Swim Lessons	Swim	Dive	Artistic Swim	Water Polo	Total Teams	
1	109th Pool	502	502	27	10	5	-	42	544
2	Algin Sutton Pool	568	568	62	4	13	42	121	689
3	Banning Pool	778	778	119	16	24	47	206	984
4	Celes King III Pool	932	932	125	20	36	87	268	1,200
5	Central Pool	324	324	3	-	-	-	3	327
6	Costello Pool	-	-	-	-	-	-	-	-
7	Downey Pool	412	412	3	-	-	-	3	415
8	Echo Deep Pool	1,415	1,415	110	32	17	43	202	1,617
9	EG Roberts Pool	1,282	1,282	77	27	9	37	150	1,432
10	Fernangeles Pool	650	650	18	-	-	-	18	668
11	Fremont Pool	534	534	7	-	1	2	10	544
12	Glassell Pool	758	758	83	-	11	23	117	875
13	Granada Hills Pool	12	12	7	-	-	-	7	19
14	Green Meadows Pool	203	203	4	-	-	-	4	207
15	Harbor Pool	641	641	21	-	4	-	25	666
16	Hey Rookie Pool	109	109	26	-	1	1	28	137
17	Highland Pool	425	425	12	-	-	-	12	437
18	Hollywood Pool	536	536	22	9	3	-	34	570
19	Hubert Humphrey Pool	1,248	1,248	105	-	19	43	167	1,415
20	Jackie Tatum/Harvard Pool	357	357	21	-	8	-	29	386
21	John C. Argue Swim Stadium	2,491	2,491	154	43	43	73	313	2,804
22	Lanark Pool	564	564	27	20	16	-	63	627
23	Lincoln Pool	567	567	53	11	1	10	75	642
24	North Hollywood Pool	338	338	20	-	7	-	27	365
25	Pecan Pool	269	269	9	-	6	-	15	284
26	Reseda Pool	662	662	25	9	12	-	46	708
27	Richard Alatorre Pool	1,524	1,524	80	35	12	54	181	1,705
28	Ritchie Valens Pool	602	602	16	-	6	-	22	624
29	Roosevelt Pool	597	597	72	-	4	60	136	733
30	Ross Snyder Pool	237	237	5	-	-	-	5	242
31	Sepulveda Pool	512	512	15	-	7	-	22	534
32	South Park Pool	1,318	1,318	26	-	-	-	26	1,344
33	Sun Valley Pool	526	526	29	5	6	-	40	566
34	Sylmar Pool	734	734	28	-	13	-	41	775
35	Valley Plaza Pool	713	713	16	5	5	-	26	739
36	Van Ness Pool	1,120	1,120	55	72	16	18	161	1,281
37	Verdugo Hills Pool	-	-	-	-	-	-	-	-
	Grand Total	24,460	24,460	1,482	318	305	540	2,645	27,105

AQUATICS TEAM SPORTS

Direct Costs - Aquatics team sports (per season)					
Line Item	Swim team		Artistic Swim	Water	Description
Trophy	\$15.00	\$15.00	\$15.00	\$15.00	All youth receive an item to recognize their participation. Teams that win 1st and 2nd place typically receive large trophies. Some sports participants receive medals and others may receive shirts.
Lifeguard Instructor (Coach)	\$122.00	\$122.00	\$122.00	\$122.00	Lifeguard that will be coaching the sport. (US level swim team, novice level dive/water polo/synchro. US level team requires longer workouts/training.)
Officials	\$30.00	\$30.00	\$30.00	\$30.00	The cost per official depends on the sport and background of the official (experience/certification). The cost can range between \$20 and \$40.
Pre & Post Season Event	\$20.00	\$20.00	\$20.00	\$20.00	Every quarter, facilities host opening and closing day events for each sport to generate excitement and acknowledge all kids participating in the program.
Uniform	\$60.00	\$60.00	\$60.00	\$60.00	All teams receive team shirt, swim suit, snorkel, swim cap once/season
Total	\$247.00	\$247.00	\$247.00	\$247.00	

Equipment Costs - Year-round facility		
Equipment	Included in Previous Project Plans	FY 24/25 Project Plan (This Request)
Colorado Timing System -Dolphin Starting Unit	\$5,000.00	
Backstroke Flags 60' (Set 4)	\$541.76	
Backstroke Flag Poles (Set 4)	\$1,799.80	
Coaches Stopwatch (Set) X2	\$120.00	\$150.00
Deck Timer Stopwatch (Set) X6	\$84.00	\$100.00
Stretch Cords W/ Paddles (Set) X20	\$1,090.00	
Stretch Cords (Set) X40	\$640.00	
Long/Short Belts (Set) X20	\$1,250.00	
Jump Ropes (Set Of 36)	\$180.00	
Drag Chutes (Set) X20	\$800.00	
Medicine Balls (20)	\$1,000.00	\$1,500.00
Hanging Workout Mats (20)	\$1,000.00	\$1,000.00
Swim Paddles(Set Of 40)	\$680.00	\$1,000.00
Short/Long Fins (Set Of 40)	\$1,280.00	\$1,500.00
Delfina Custom Water Polo Caps	\$900.00	
Water Polo Cap Ring	\$60.00	
Sport Double Sided Dry Erase Clipboard	\$72.00	
Mikasa Men'S Heavyweight Training Ball	\$200.00	
Mikasa Men'S Heavyweight Training Ball	\$200.00	
Mikasa Men'S Heavyweight Training Ball	\$200.00	
Wlart Water Polo Ball Size 5	\$320.00	
Wlart Water Polo Ball Size 4	\$320.00	
Wlart Water Polo Ball Size 3	\$320.00	
Wlart Water Polo Ball Size 2	\$300.00	
Wlart Water Polo Ball Mini Trainer	\$200.00	
Antiwave Flipfloat Floating Water Polo Goal	\$3,000.00	
Sniper Water Polo Shooting Sieve	\$400.00	
Mikasa Shotmaker Rebounder	\$1,000.00	
Portable Synchro Sound System	\$4,800.00	
Competitor Pacedlock, 15" Red Battery, Black Face	\$192.00	\$200.00
Swim- Starting Units	\$2,500.00	
Laptops with Internets (x3)	\$6,000.00	
Folding Mats (x2)	\$800.00	
Water Polo Cone Markers (20)	\$200.00	
Ball Pump (2)	\$60.00	
White Boards (Standing) (3)	\$2,100.00	
Portable Timing System (6) total		\$72,000.00
	\$39,609.56	\$5,450.00
x no. of facilities	14	18
Total	\$554,533.84	\$170,100.00

Equipment Costs - Seasonal facility		
Equipment	Included in Previous Project Plans	FY 24/25 Project Plan (This Request)
Power Start Starting Block (Set Of 2)	\$3,600.00	
Backstroke Flags 60' (Set 4)	\$541.76	\$541.76
Backstroke Flag Poles (Set 4)	\$1,799.80	\$1,799.80
Coaches Stopwatch (Set) X2	\$120.00	\$120.00
Deck Timer Stopwatch (Set)X 6	\$84.00	
Stretch Cords W/ Paddles (Set) 20	\$1,090.00	
Stretch Cords (Set) X40	\$640.00	
Long/Short Belts (Set) X20	\$1,250.00	
Jump Ropes (Set Of 36)	\$180.00	
Drag Chutes (Set) X20	\$800.00	
Medicine Balls (20)	\$1,000.00	
Hanging Workout Mats (20)	\$1,000.00	\$1,000.00
Swim Paddles(Set Of 40)	\$680.00	
Short/Long Fins (Set Of 40)	\$1,280.00	\$1,280.00
Portable Synchro Sound System	\$4,800.00	
Competitor Pacedlock, 15" Red Battery, Black Face	\$192.00	
Folding Mats (x2)	\$800	
Digital Pace Clock	\$2,000	
White Boards (Standing) (3)	\$2,100	
	\$23,957.56	\$4,741.56
x no. of facilities	21	19
Total	\$503,108.76	\$90,089.64

AQUATICS SWIM LESSONS

Direct Costs - Aquatics Class		
Line Item	Cost (Class -	Description
Class instructor	\$33.33	This consists of lifeguard instructor that will provide instruction for the swim lesson.
Total	\$33.33	

Extended Hours (Summer)									
	Hourly rate	No. of lessons	No. of hours	No. of staff	No. of days	No. of sessions	Total Cost/Pool for Extended Hours	No. of pools	Total Cost for Extended Hours
Lifeguard (Instructor)	\$20.65	4	0.75	1	10	4	\$2,478.00	37	\$91,686.00
Pool Manager I	\$24.18	4	0.75	1	10	4	\$2,901.60	37	\$107,359.20
Locker attendant	\$17.81	4	0.50	1	10	4	\$1,424.80	37	\$52,717.60
Locker attendant	\$17.81	4	0.50	1	10	4	\$1,424.80	37	\$52,717.60
Pool Clerk	\$19.17	4	0.75	1	10	4	\$2,300.40	37	\$85,114.80
Lifeguard	\$20.65	4	0.75	1	10	4	\$2,478.00	37	\$91,686.00
Total							\$13,007.60	37	\$481,281.20

Equipment Costs (per site, 37 pools for FY 24/25)			
Equipment	Included in Previous Project Plans	FY 23/24 Project Plan	FY 24/25 Project Plan (This Request)
Kickboards (set of 10)	\$195.00	\$200.00	\$225.00
Pull buoys (set of 10)	\$142.50	\$150.00	\$175.00
Swim noodles (set of 10)	\$38.20	\$50.00	\$75.00
Dive rings/toys (set of 12)	\$36.75	\$100.00	\$125.00
Dive Animals sticks toys (set of 12)	\$35.70	\$100.00	\$125.00
Lincoln Swim Platform (set of 2)	\$600.00		\$900.00
Swim Trainer (Set of 10)	\$200.00	\$200.00	\$225.00
	\$1,248.15	\$800.00	\$1,850.00
x no. of facilities	35	35	37
Total	\$ 43,685	\$ 28,000	\$ 68,450

Personal Equipment Costs (per participant, 37 pools for FY 24/25)			
Personal Equipment	Included in Previous Project Plans	FY 23/24 Project Plan	FY 24/25 Project Plan (This Request)
Goggles			\$18.00
Swim Cap			\$12.00
	\$0.00	\$0.00	\$30.00
x no. of participants			12,740
Total	\$ -	\$ -	\$ 382,200

Surfing Program

DIRECT COST								
	NO. OF PARTICIPANTS (per Quarter)	NO. OF PARTICIPANTS (per Year)	COST PER INSTRUCTOR/ COACH PER SITE	Duration	No. of Sites* (Sites vary by quarter)	TOTAL INSTRUCTOR COST (per Quarter)	TOTAL INSTRUCTOR COST (per Year)	COST PER PARTICIPANT
Monday-Friday Instructors (\$45/hr X 2 coaches X 5 days X 5 hrs) (5 hrs instruction)		291	\$2,250	1 week/session x 8 sessions	4	\$72,000	\$72,000	\$247.42
Bus for transportation (\$800/day)		291		1 week/session x 8 sessions			\$32,000	\$109.97
Saturday/Sunday Instruction (\$45/hr X 2 Instructor X .2 days x 2 weeks x 5 hrs) (5 hrs instruction)		146	\$1,800	2 weeks/session X 3 sessions	2	\$10,800	\$21,600	\$147.95
	NO. OF PARTICIPANTS (per Quarter)	NO. OF PARTICIPANTS (per Year)	COST PER PARTICIPANT				TOTAL COST (per Year)	COST PER PARTICIPANT
Post Season Event		437	\$20				\$8,740	\$20
Instructor/Coach Uniform (**see detail below)							\$4,850	
Participant Uniform (**see detail below)							\$22,724	
TOTALS		437			12	\$82,800	\$161,914	

EQUIPMENT COST

EQUIPMENT		Per Item Cost	Units Per Site	Equipment Cost Per Site	No. of Sites	Included in Previous Project Plans	FY 24/25 Project Plan (This Request)
Foam Surf Boards 5 ft		\$200.00	5	\$1,000.00	12	\$ 10,740	\$12,000.00
Foam Surf Boards 6 ft		\$210.00	5	\$1,050.00	12	\$ 11,340	\$12,600.00
Foam Surf Boards 7 ft		\$360.00	5	\$1,800.00	12	\$ 19,740	\$21,600.00
Foam Surf Boards 8 ft		\$440.00	5	\$2,200.00	12	\$ 23,940	\$26,400.00
Wet Suits Small		\$200.00	10	\$2,000.00	12	\$ 24,000	
Wet Suits Medium		\$200.00	10	\$2,000.00	12	\$ 24,000	
Wet Suits Large		\$200.00	10	\$2,000.00	12	\$ 24,000	
Wet Suits XL		\$200.00	10	\$2,000.00	12	\$ 24,000	
Sun Screen		\$109.00	3	\$327.00	12	\$ 3,924	\$3,924.00
Bodyboard 44 inch		\$185.00	5	\$925.00	12	\$ 22,200	
Replacement Fins		\$20.00	10	\$200.00	12	\$ 2,400	
Replacement Leash		\$30.00	10	\$300.00	12	\$ 3,600	
First Aid Kits		\$250.00	1	\$250.00	12	\$ 1,200	
Water Jugs		\$50.00	2	\$100.00	12	\$ 1,200	
Sun Screen		\$109.00	3	\$327.00	12	\$ 3,924	
ADA Rolling Mat		\$2,600.00	1	\$2,600.00	12	\$ 31,200	\$31,200.00
Hangers for Wetsuits		\$10.00	40	\$400.00	12	\$ 4,800	
Rinse Kit Sprayer		\$610.00	2	\$1,220.00	12	\$ 1,800	\$14,640.00
Beach games		\$500.00	1	\$500.00	12		\$6,000.00
Sand toys		\$150.00	2	\$300.00	12		\$3,600.00
Paddle Boards		\$800.00	2	\$1,600.00	12		\$19,200.00
Surf Skateboards		\$350.00	2	\$700.00	12		\$8,400.00
Dryland Equipment		\$700.00	1	\$700.00	12		\$8,400.00
Binoculars		\$250.00	1	\$250.00	12		\$3,000.00
Radios		\$250.00	1	\$250.00	12		\$3,000.00
Coaches cam go-pro Action training kit		\$2,000.00	1	\$2,000.00	3		\$6,000.00
Cannon DSL Action training Camera		\$3,000.00	1	\$3,000.00	3		\$9,000.00
Wet Suit booties		\$80.00	8	\$640.00	12		\$7,680.00
Total Equipment						\$ 238,008	\$ 196,644
Total Cost							\$ 358,558

*****INSTRUCTOR/PARTICIPANT UNIFORM**

	Cost	Participant	Summer Coaches	Fall/Spring	Total Cost Summer	Total Cost Fall/Spring	Total (see line above)	Summer (Cost Per Participant)	Fall/Spring (Cost Per Participant)
Instructor - Rash Guards	\$30.00		30	20	\$900.00	\$600.00	\$1,500.00	\$3.09	\$4.11
Instructor - Shorts	\$35.00		30	20	\$1,050.00	\$700.00	\$1,750.00	\$3.61	\$4.79
Instructor - T Shirt	\$7.00		30	20	\$210.00	\$140.00	\$350.00	\$0.72	\$0.96
Instructor - Sweatshirt	\$25.00		30	20	\$750.00	\$500.00	\$1,250.00	\$2.58	\$3.42
Total							\$4,850.00	\$10.00	\$13.29
Participant - Rash Guards	\$30.00	437			\$8,730.00	\$4,380.00	\$13,110.00	\$30.00	\$30.00
Participant - Hat	\$15.00	437			\$4,365.00	\$2,190.00	\$6,555.00	\$15.00	\$15.00
Participant - T Shirt	\$7.00	437			\$2,037.00	\$1,022.00	\$3,059.00	\$7.00	\$7.00
Total							\$22,724.00	\$52.00	\$52.00

Attachment 25

List of Surfing Program Locations

Surfing (Summer): List of Sites (53)				
	Facility	Address	Region	CD
1	109th Pool	1500 E. 109th St., Los Angeles, CA 90059	Pacific	15
2	Algin Sutton Pool	8800 S. Hoover St., Los Angeles, CA 90044	Pacific	8
3	Banning Pool	1450 N. Avalon Blvd., Wilmington, CA 90744	Pacific	15
4	Celes King III Pool	5001 Rodeo Rd, Los Angeles, CA 90016	Pacific	10
5	Central Pool	1357 East 22nd St., Los Angeles, CA 90011	Pacific	9
6	Cheviot Hills Pool	2693 Motor Ave., Los Angeles, CA 90064	Pacific	5
7	Cleveland Pool	8120 Vanalden Ave., Reseda, CA 91335	Valley	3
8	Costello Pool	3121 E. Olympic Blvd., Los Angeles, CA 90023	Metro	14
9	Downey Pool	1775 N. Spring St., Los Angeles, CA 90031	Metro	1
10	Echo Deep Pool	1419 Colton St., Los Angeles, CA 90026	Metro	1
11	EG Roberts Pool	4526 W. Pico Blvd., Los Angeles, CA 90019	Pacific	10
12	Fernangeles Pool	8851 Laurel Canyon Blvd, Sun Valley, CA 91352	Valley	6
13	Fremont Pool	7630 Towne Ave., Los Angeles, CA 90003	Pacific	9
14	Glassell Pool	3704 Verdugo Rd., Los Angeles, CA 90065	Metro	1
15	Granada Hills Pool	16730 Chatsworth St., Granada Hills, CA 91344	Valley	12
16	Green Meadows Pool	431 E. 89th St., Los Angeles, CA 90003	Pacific	9
17	Griffith Park Pool	3401 Riverside Dr., Los Angeles, CA 90027	Metro	4
18	Harbor Pool	1221 N. Figueroa Pl., Wilmington, CA 90744	Pacific	15
19	Hey Rookie Pool	3601 S. Gaffey St., San Pedro, CA 90731	Pacific	15
20	Highland Pool	6150 N. Piedmont Avenue, Los Angeles, CA 90042	Metro	1
21	Hollywood Pool	1122 Cole Ave., Los Angeles, CA 90038	Pacific	13
22	Hubert Humphrey Pool	12560 Filmore St., Pacoima, CA 91331	Valley	7
23	Jackie Tatum/Harvard Pool	6120 Denker St., Los Angeles, CA 90047	Pacific	8
24	John C. Argue Swim Stadium	3980 Bill Robertson Lane, Los Angeles, CA 90037	Expo	9
25	LACES Pool	5931 W. 18th St., Los Angeles, CA 90035	Pacific	10
26	Lanark Pool	21817 Strathern St., Canoga Park, CA 91304	Valley	3
27	Lincoln Pool	3501 Valley Blvd, Los Angeles, CA 90031	Metro	1
28	Mar Vista Pool	11655 Palms Blvd., Los Angeles, CA 90066	Pacific	11
29	North Hollywood Pool	5301 Tujunga Ave., North Hollywood, CA 91601	Valley	2
30	Northridge Pool	10058 Reseda Blvd., Northridge, CA 91324	Valley	12
31	Pan Pacific Park Pool	141 S. Gardner St., Los Angeles, CA 90036	Pacific	4
32	Pecan Pool	120 S. Gless St., Los Angeles, CA 90033	Metro	14
33	Peck Park Pool	560 N. Western Ave., San Pedro, CA 90732	Pacific	15
34	Reseda Pool	18411 Victory Blvd, Reseda, CA 91335	Valley	3
35	Richard Alatorre Pool	4721 Klamath St., Los Angeles, CA 90032	Metro	14
36	Ritchie Valens Pool	10731 Laurel Canyon Blvd., Pacoima, CA 91331	Valley	7
37	Roosevelt Pool	456 S. Mathews St., Los Angeles, CA 90033	Metro	14
38	Ross Snyder Pool	1501 East 41st St., Los Angeles, CA 90011	Pacific	9
39	Rustic Canyon Pool	601 Latimer Rd., Pacific Palisades, CA 90402	Pacific	11
40	Sepulveda Pool	8737 Kester Ave., Panorama City, CA 91402	Valley	6
41	South Park Pool	345 East 51st St., Los Angeles, CA 90011	Pacific	9
42	Stoner Park Pool	1835 Stoner Ave., Los Angeles, CA 90025	Pacific	11
43	Sun Valley Pool	8123 Vineland Ave., Sun Valley, CA 91352	Valley	6
44	Sylmar Pool	13109 Borden Ave, Los Angeles, CA 91342	Valley	7
45	Valley Plaza Pool	6715 Laurelgrove Ave., North Hollywood, CA 91606	Valley	2
46	Van Ness Pool	5720 2nd Avenue, Los Angeles, CA 90043	Pacific	2
47	Van Nuys Sherman Oaks Pool	14021 Huston St., Van Nuys, CA 91423	Valley	4
48	Venice High School Indoor Pool	2490 Walgrove Ave., Los Angeles, CA 90066	Pacific	11
49	Verdugo Hills Pool	10654 Irma Ave., Tujunga, CA 91042	Valley	7
50	Westchester Pool	9100 Lincoln Blvd., Los Angeles, CA 90045	Pacific	11
51	Westwood Pool	1350 Sepulveda Blvd., Los Angeles, CA 90025	Pacific	5
52	Woodland Hills Pool	5858 Shoup Ave., Woodland Hills, CA 91367	Valley	3
53	Yosemite Pool	1840 Yosemite Dr., Los Angeles, CA 90041	Metro	14

Surfing (Fall/Spring): List of Sites (24)				
	Facility	Address	Region	CD
1	Algin Sutton Pool	8800 S. Hoover St., Los Angeles, CA 90044	Pacific	8
2	Banning Pool	1450 N. Avalon Blvd., Wilmington, CA 90744	Pacific	15
3	Celes King III Pool	5001 Rodeo Rd, Los Angeles, CA 90016	Pacific	10
4	Cleveland Pool	8120 Vanalden Ave., Reseda, CA 91335	Valley	3
5	Dymally Pool	8800 San Pedro St., Los Angeles CA 90003	Pacific	9
6	Echo Deep Pool	1419 Colton St., Los Angeles, CA 90026	Metro	1
7	EG Roberts Pool	4526 W. Pico Blvd., Los Angeles, CA 90019	Pacific	10
8	Fremont Pool	7630 Towne Ave., Los Angeles, CA 90003	Pacific	9
9	Glassell Pool	3704 Verdugo Rd., Los Angeles, CA 90065	Metro	1
10	Granada Hills Pool	16730 Chatsworth St., Granada Hills, CA 91344	Valley	12
11	Hey Rookie Pool	3601 S. Gaffey St., San Pedro, CA 90731	Pacific	15
12	Hollywood Pool	1122 Cole Ave., Los Angeles, CA 90038	Pacific	13
13	Hubert Humphrey Pool	12560 Filmore St., Pacoima, CA 91331	Valley	7
14	John C. Argue Swim Stadium	3980 Bill Robertson Lane, Los Angeles, CA 90037	Expo	9
15	LACES Pool	5931 W. 18th St., Los Angeles, CA 90035	Pacific	10
16	Lincoln Pool	3501 Valley Blvd, Los Angeles, CA 90031	Metro	1
17	Peck Park Pool	560 N. Western Ave., San Pedro, CA 90732	Pacific	15
18	Richard Alatorre Pool	4721 Klamath St., Los Angeles, CA 90032	Metro	14
19	Roosevelt Pool	456 S. Mathews St., Los Angeles, CA 90033	Metro	14
20	Van Ness Pool	5720 2nd Avenue, Los Angeles, CA 90043	Pacific	2
21	Van Nuys Sherman Oaks Pool	14021 Huston St., Van Nuys, CA 91423	Valley	4
22	Venice High School Indoor Pool	2490 Walgrove Ave., Los Angeles, CA 90066	Pacific	11
23	Verdugo Hills Pool	10654 Irma Ave., Tujunga, CA 91042	Valley	7
24	Westwood Pool	1350 Sepulveda Blvd., Los Angeles, CA 90025	Pacific	5

Aquatics Pentathlon Program

DIRECT COST								
	NO. OF PARTICIPANTS (per Summer)	NO. OF PARTICIPANTS (per Year)	COST PER INSTRUCTOR/COACH PER SITE	Duration	No. of Sites* (Sites vary by quarter)	TOTAL INSTRUCTOR COST (per Quarter)	TOTAL INSTRUCTOR COST (per Year)	COST PER PARTICIPANT
Monday-Friday Instructors (\$45/hr X 2 coaches X 5 days x 8 weeks X 1 hrs) (1 hrs instruction)			\$3,600	8 week/session X 1 sessions	15	\$54,000	\$54,000	\$180.00
Meets (\$45/hr X 2 Instructor/Coach X 8 hrs X 4 Meets)			\$2,880		15	\$43,200	\$43,200	\$144.00
Bus for transportation (\$800/day)							\$25,600	\$85.33

Summer

Summer

	NO. OF PARTICIPANTS (per Quarter)	NO. OF PARTICIPANTS (per Year)	COST PER PARTICIPANT			TOTAL COST (per Quarter)	TOTAL COST (per Year)	COST PER PARTICIPANT
Post Season Event-Summer		300	\$20			\$0	\$6,000	\$20
Instructor/Coach Uniform (**see detail below)							\$2,592	
Participant Uniform (**see detail below)							\$30,600	
TOTALS		300			15	\$97,200	\$161,992	

EQUIPMENT COST							
EQUIPMENT			# of Sites	Per Item Cost	Units Per Site	Equipment Cost Per Site	FY 24/25 Project Plan (This Request)
Stand-up paddleboard			15	\$600.00	1	\$600.00	\$9,000
Stand-up paddleboard oar			15	\$50.00	2	\$100.00	\$1,500
Prone paddle board			15	\$400.00	1		
Life Jackets			15	\$40.00	10	\$400.00	\$6,000
Sunscreen			15	\$60.00	1	\$60.00	\$900
First aid kit			15	175	1	\$175.00	\$2,625
water jug			15	60	2	\$120.00	\$1,800
Hangers for wetsuits			15	20	2	\$40.00	\$600
Rinse kit sprayer			15	250	1	\$250.00	\$3,750
Kayak			15	600	1	\$600.00	\$9,000
Kayak- paddles			15	50	2	\$100.00	\$1,500
Canoe			15	3250	1	\$3,250.00	\$48,750
Canoe Paddles			15	75	4	\$300.00	\$4,500
Surfboard			15	400	2	\$800.00	\$12,000
Open Water Swimmer Safety device			15	60	10	\$600.00	\$9,000
Body Board			15	80	2	\$160.00	\$2,400
Total Equipment							\$110,925
Total Cost							\$272,917

***INSTRUCTOR/PARTICIPANT UNIFORM									
	Cost	Participant	Summer Coaches	Fall/Winter/Spring	Total Cost Summer	Total Cost Fall/Winter/Spring	Total (see line above)	Summer (Cost Per Participant) 300 participants	Fall/Winter/Spring (Cost Per Participant) participants
Instructor - Rash Guards	\$30.00		36		\$1,080.00	\$0.00	\$1,080.00	\$3.60	\$0.00
Instructor - Shorts	\$35.00		36		\$1,260.00	\$0.00	\$1,260.00	\$4.20	\$0.00
Instructor - T Shirt	\$7.00		36		\$252.00	\$0.00	\$252.00	\$0.84	\$0.00
Total							\$2,592.00	\$8.64	\$0.00
Participant - Rash Guards	\$30.00	300			\$9,000.00	\$0.00	\$9,000.00	\$30.00	\$0.00
Participant - Shorts	\$35.00	300			\$10,500.00	\$0.00	\$10,500.00	\$35.00	\$0.00
Participant - T Shirt	\$7.00	300			\$2,100.00	\$0.00	\$2,100.00	\$7.00	\$0.00
Swim Cap	\$12.00	300			\$3,600.00	\$0.00	\$3,600.00	\$12.00	\$0.00
Goggles	\$18.00	300			\$5,400.00	\$0.00	\$5,400.00	\$18.00	\$0.00
Total							\$30,600.00	\$102.00	\$0.00

Attachment 27

List of Aquatics Pentathlon Sites

Aquatics Pentathlon : List of Sites				
	Facility	Address	Region	CD
1	109th Pool	1500 E. 109th St., Los Angeles, CA 90059	Pacific	15
2	Algin Sutton Pool	8800 S. Hoover St., Los Angeles, CA 90044	Pacific	8
3	Banning Pool	1450 N. Avalon Blvd., Wilmington, CA 90744	Pacific	15
4	Cabrillo Beach	3720 Stephen M White Dr., San Pedro CA 90731	Pacific	15
5	Celes King III Pool	5001 Rodeo Rd, Los Angeles, CA 90016	Pacific	10
6	Central Pool	1357 East 22nd St., Los Angeles, CA 90011	Pacific	9
7	Cheviot Hills Pool	2693 Motor Ave., Los Angeles, CA 90064	Pacific	5
8	Cleveland Pool	8120 Vanalden Ave., Reseda, CA 91335	Valley	3
9	Costello Pool	3121 E. Olympic Blvd., Los Angeles, CA 90023	Metro	14
10	Downey Pool	1775 N. Spring St., Los Angeles, CA 90031	Metro	1
11	Echo Deep Pool	1419 Colton St., Los Angeles, CA 90026	Metro	1
12	EG Roberts Pool	4526 W. Pico Blvd., Los Angeles, CA 90019	Pacific	10
13	Fernangeles Pool	8851 Laurel Canyon Blvd, Sun Valley, CA 91352	Valley	6
14	Fremont Pool	7630 Towne Ave., Los Angeles, CA 90003	Pacific	9
15	Glassell Pool	3704 Verdugo Rd., Los Angeles, CA 90065	Metro	1
16	Granada Hills Pool	16730 Chatsworth St., Granada Hills, CA 91344	Valley	12
17	Green Meadows Pool	431 E. 89th St., Los Angeles, CA 90003	Pacific	9
18	Griffith Park Pool	3401 Riverside Dr., Los Angeles, CA 90027	Metro	4
19	Hansen Dam	11798 Foothill Blvd., Lake View Terrace CA 91342	Valley	7
20	Harbor Pool	1221 N. Figueroa Pl., Wilmington, CA 90744	Pacific	15
21	Hey Rookie Pool	3601 S. Gaffey St., San Pedro, CA 90731	Pacific	15
22	Highland Pool	6150 N. Piedmont Avenue, Los Angeles, CA 90042	Metro	1
23	Hollywood Pool	1122 Cole Ave., Los Angeles, CA 90038	Pacific	13
24	Hubert Humphrey Pool	12560 Filmore St., Pacoima, CA 91331	Valley	7
25	Jackie Tatum/Harvard P	6120 Denker St., Los Angeles, CA 90047	Pacific	8
26	John C. Argue Swim Sta	3980 Bill Robertson Lane, Los Angeles, CA 90037	Expo	9
27	LACES Pool	5931 W. 18th St., Los Angeles, CA 90035	Pacific	10
28	Lanark Pool	21817 Strathern St., Canoga Park, CA 91304	Valley	3
29	Lincoln Pool	3501 Valley Blvd, Los Angeles, CA 90031	Metro	1
30	Mar Vista Pool	11655 Palms Blvd., Los Angeles, CA 90066	Pacific	11
31	North Hollywood Pool	5301 Tujunga Ave., North Hollywood, CA 91601	Valley	2
32	Northridge Pool	10058 Reseda Blvd., Northridge, CA 91324	Valley	12
33	Pan Pacific Park Pool	141 S. Gardner St., Los Angeles, CA 90036	Pacific	4
34	Pecan Pool	120 S. Gless St., Los Angeles, CA 90033	Metro	14
35	Peck Park Pool	560 N. Western Ave., San Pedro, CA 90732	Pacific	15
36	Reseda Pool	18411 Victory Blvd, Reseda, CA 91335	Valley	3
37	Richard Alatorre Pool	4721 Klamath St., Los Angeles, CA 90032	Metro	14
38	Ritchie Valens Pool	10731 Laurel Canyon Blvd., Pacoima, CA 91331	Valley	7
39	Roosevelt Pool	456 S. Mathews St., Los Angeles, CA 90033	Metro	14
40	Ross Snyder Pool	1501 East 41st St., Los Angeles, CA 90011	Pacific	9
41	Rustic Canyon Pool	601 Latimer Rd., Pacific Palisades, CA 90402	Pacific	11
42	Sepulveda Pool	8737 Kester Ave., Panorama City, CA 91402	Valley	6
43	South Park Pool	345 East 51st St., Los Angeles, CA 90011	Pacific	9
44	Stoner Park Pool	1835 Stoner Ave., Los Angeles, CA 90025	Pacific	11
45	Sun Valley Pool	8123 Vineland Ave., Sun Valley, CA 91352	Valley	6
46	Sylmar Pool	13109 Borden Ave, Los Angeles, CA 91342	Valley	7
47	Valley Plaza Pool	6715 Laurelgrove Ave., North Hollywood, CA 91606	Valley	2
48	Van Ness Pool	5720 2nd Avenue, Los Angeles, CA 90043	Pacific	2
49	Van Nuys Sherman Oak	14021 Huston St., Van Nuys, CA 91423	Valley	4
50	Venice High School Indc	2490 Walgrove Ave., Los Angeles, CA 90066	Pacific	11
51	Verdugo Hills Pool	10654 Irma Ave., Tujunga, CA 91042	Valley	7
52	Westchester Pool	9100 Lincoln Blvd., Los Angeles, CA 90045	Pacific	11
53	Westwood Pool	1350 Sepulveda Blvd., Los Angeles, CA 90025	Pacific	5
54	Woodland Hills Pool	5858 Shoup Ave., Woodland Hills, CA 91367	Valley	3
55	Yosemite Pool	1840 Yosemite Dr., Los Angeles, CA 90041	Metro	14

Innertube Water Polo Program

DIRECT COST								
	NO. OF PARTICIPANTS (per Quarter)	NO. OF PARTICIPANTS (per Year)	COST PER INSTRUCTOR/COACH PER SITE	Duration	No. of Sites* (Sites vary by quarter)	TOTAL INSTRUCTOR COST (per Quarter)	TOTAL INSTRUCTOR COST (per Year)	COST PER PARTICIPANT
Monday-Friday Instructors (\$45/hr X 2 coaches X 5 days X 1 hrs)			\$450	8 weeks	9	\$32,400	\$32,400	\$180.00
Instructors (\$45/hr X 2 coaches X 4 days X 3 hrs) (2 hrs transport there and back)(1 hour vehicle pick up and drop off)			\$1,080	4 events	9	\$38,880	\$38,880	\$216.00
water polo meet (\$45/hr x 2 coaches x 4 meets x 8 hrs)			\$2,880	4 meets	9	\$25,920	\$25,920	\$144.00
	NO. OF PARTICIPANTS (per Quarter)	NO. OF PARTICIPANTS (per Year)	COST PER PARTICIPANT			TOTAL COST (per Quarter)	TOTAL INSTRUCTOR COST (per Year)	COST PER PARTICIPANT
Post Season Event-Summer		180	\$20				\$3,600	\$20
Instructor/Coach Uniform (**see detail below)							\$888	
Participant Uniform (**see detail below)							\$1,260	
TOTALS		180			9	\$97,200	\$102,948	

EQUIPMENT COST							
EQUIPMENT			# of Sites	Per Item Cost	Units Per Site	Equipment Cost Per Site	FY 24/25 Project Plan (This Request)
Innertubes			9	\$60.00	30	\$1,800.00	\$16,200
Portable water polo goals			9	\$2,600.00	2	\$5,200.00	\$46,800
water polo caps			9	\$40.00	24	\$960.00	\$8,640
water polo balls, training			9	\$55.00	24	\$1,320.00	\$11,880
water polo ball, junior			9	\$50.00	24	\$1,200.00	\$10,800
water polo ball, intermediate			9	\$50.00	24	\$1,200.00	\$10,800
cones			9	\$12.00	6	\$72.00	\$648
Total Equipment							\$105,768
Total Cost							\$208,716

***INSTRUCTOR/PARTICIPANT UNIFORM									
	Cost	Participant	Summer Coaches	Fall/Winter/Spring	Total Cost Summer	Total Cost Fall/Winter/Spring	Total (see line above)	Summer (Cost Per Participant) 180 participants	Fall/Winter/Spring (Cost Per Participant) 0 participants
Instructor - T Shirt	\$7.00		24	0	\$168.00	\$0.00	\$168.00	\$0.93	\$0.00
Instructor - Rashguard	\$30.00		24	0	\$720.00	\$0.00	\$720.00	\$4.00	\$0.00
Total							\$888.00	\$4.93	\$0.00
Participant - T Shirt	\$7.00	180			\$1,260.00	\$0.00	\$1,260.00	\$7.00	\$0.00
Total							\$1,260.00	\$7.00	\$0.00

Attachment 29

List of Innertube Water Polo Sites

	Innertube water polo (Summer) : List of Sites			
	Facility	Address	Region	CD
1	109th Pool	1500 E. 109th St., Los Angeles, CA 90059	Pacific	15
2	Central Pool	1357 East 22nd St., Los Angeles, CA 90011	Pacific	9
3	Cheviot Hills Pool	2693 Motor Ave., Los Angeles, CA 90064	Pacific	5
4	Costello Pool	3121 E. Olympic Blvd., Los Angeles, CA 90023	Metro	14
5	Downey Pool	1775 N. Spring St., Los Angeles, CA 90031	Metro	1
6	Fernangeles Pool	8851 Laurel Canyon Blvd, Sun Valley, CA 91352	Valley	6
7	Griffith Park Pool	3401 Riverside Dr., Los Angeles, CA 90027	Metro	4
8	Harbor Pool	1221 N. Figueroa Pl., Wilmington, CA 90744	Pacific	15
9	Highland Pool	6150 N. Piedmont Avenue, Los Angeles, CA 90042	Metro	1
10	Jackie Tatum/Harvard Pool	6120 Denker St., Los Angeles, CA 90047	Pacific	8
11	Lanark Pool	21817 Strathern St., Canoga Park, CA 91304	Valley	3
12	Mar Vista Pool	11655 Palms Blvd., Los Angeles, CA 90066	Pacific	11
13	North Hollywood Pool	5301 Tujunga Ave., North Hollywood, CA 91601	Valley	2
14	Northridge Pool	10058 Reseda Blvd., Northridge, CA 91324	Valley	12
15	Pan Pacific Park Pool	141 S. Gardner St., Los Angeles, CA 90036	Pacific	4
16	Pecan Pool	120 S. Gless St., Los Angeles, CA 90033	Metro	14
17	Reseda Pool	18411 Victory Blvd, Reseda, CA 91335	Valley	3
18	Ritchie Valens Pool	10731 Laurel Canyon Blvd., Pacoima, CA 91331	Valley	7
19	Ross Snyder Pool	1501 East 41st St., Los Angeles, CA 90011	Pacific	9
20	Rustic Canyon Pool	601 Latimer Rd., Pacific Palisades, CA 90402	Pacific	11
21	Sepulveda Pool	8737 Kester Ave., Panorama City, CA 91402	Valley	6
22	South Park Pool	345 East 51st St., Los Angeles, CA 90011	Pacific	9
23	Stoner Park Pool	1835 Stoner Ave., Los Angeles, CA 90025	Pacific	11
24	Sun Valley Pool	8123 Vineland Ave., Sun Valley, CA 91352	Valley	6
25	Sylmar Pool	13109 Borden Ave, Los Angeles, CA 91342	Valley	7
26	Valley Plaza Pool	6715 Laurelgrove Ave., North Hollywood, CA 91606	Valley	2
27	Westchester Pool	9100 Lincoln Blvd., Los Angeles, CA 90045	Pacific	11
28	Woodland Hills Pool	5858 Shoup Ave., Woodland Hills, CA 91367	Valley	3
29	Yosemite Pool	1840 Yosemite Dr., Los Angeles, CA 90041	Metro	14

Kayak Program

DIRECT COST								
	NO. OF PARTICIPANTS (per Quarter)	NO. OF PARTICIPANTS (per Year)	COST PER INSTRUCTOR/COACH PER SITE	Duration	No. of Sites* (Sites vary by quarter)	TOTAL INSTRUCTOR COST (per Quarter)	TOTAL INSTRUCTOR COST (per Year)	COST PER PARTICIPANT
Monday-Friday Instructors (\$45/hr X 2 coaches X 5 days X 2 weeks x 5 hrs) (5 hrs instruction)		90	\$4,500	2 week/session X 4 sessions	1	\$18,000	\$18,000	\$200.00
Instructors (\$45/hr X 2 coaches X 10 days X 3 hrs) (2 hrs transport there and back)(1 hour vehicle pick up and drop off)		90	\$2,700	2 week/session X 4 sessions	1	\$10,800	\$10,800	\$120.00
Saturday/Sunday Instruction (\$45/hr X 2 Instructor X 2 days x 3 weeks x 5 hrs) (5 hrs instruction)	30	90	\$2,700	6 days/session X 3 sessions	1	\$8,100	\$24,300	\$270.00
Saturday/Sunday Instruction (\$45/hr X 2 Instructor X 6 days x 3 hrs) (2 hrs transport there and back) (1 hr vehicle pick up and drop off)	30	90	\$1,620	6 days/session X 3 sessions	1	\$4,860	\$14,580	\$162.00
	NO. OF PARTICIPANTS (per Quarter)	NO. OF PARTICIPANTS (per Year)	COST PER PARTICIPANT			TOTAL COST (per Quarter)	TOTAL INSTRUCTOR COST (per Year)	COST PER PARTICIPANT
Post Season Event		180	\$20			\$0	\$3,600	\$20
Instructor/Coach Uniform (**see detail below)							\$1,984	
Participant Uniform (**see detail below)							\$12,060	
TOTALS		180			12	\$41,760	\$85,324	

EQUIPMENT COST							
EQUIPMENT		# of Sites	Per Item Cost	Units Per Site	Equipment Cost Per Site	Included in Previous Project Plans	FY 24/25 Project Plan (This Request)
Kayak		5	\$350.00	14	\$4,900.00	\$24,500	
Oars		5	\$50.00	28	\$1,400.00	\$7,000	
Life Jackets		5	\$80.00	15	\$1,200.00	\$6,000	\$6,000
Helmets		5	\$75.00	15	\$1,125.00	\$5,625	\$5,625
Straw hats (beginners)		5	\$25.00	15	\$375.00	\$1,650	\$1,875
(updated unit costs)							
Kayak		5	\$1,000.00	12	\$12,000.00		\$60,000
Oars		5	\$100.00	30	\$3,000.00		\$15,000
Tandem Kayak		5	\$2,100.00	10	\$21,000.00		\$105,000
Water plugs		5	\$7.00	120	\$840.00		\$4,200
Kayak seats		5	\$85.00	30	\$2,550.00		\$12,750
Kayak accessory replacements		5	\$72.00	50	\$3,600.00		\$18,000
Kayak cart		5	\$150.00	12	\$1,800.00		\$9,000
Plastic boat repair kit		5	\$55.00	2	\$110.00		\$550
Buoys		5	\$150.00	10	\$1,500.00		\$7,500
Rope		5	\$50.00	20	\$1,000.00		\$5,000
Rope and anchor kit		5	\$50.00	30	\$1,500.00		\$7,500
GoPro camera		5	\$500.00	2	\$1,000.00		\$5,000
GoPro accessories kit		5	\$50.00	2.00	\$100.00		\$500
Total Equipment						\$44,775.00	\$263,500

Total Cost	\$348,824
-------------------	------------------

***INSTRUCTOR/PARTICIPANT UNIFORM									
	Cost	Participant	Summer Coaches	Fall/Winter/Spring	Total Cost Summer	Total Cost Fall/Winter/Spring	Total (see line above)	Summer (Cost Per Participant) 90 participants	Fall/Winter/Spring (Cost Per Participant) 90 participants
Instructor - T Shirt	\$7.00		12	20	\$84.00	\$140.00	\$224.00	\$0.93	\$1.56
Instructor - Shorts	\$25.00		12	20	\$300.00	\$500.00	\$800.00	\$3.33	\$5.56
Instructor - Rash Guard	\$30.00		12	20	\$360.00	\$600.00	\$960.00	\$4.00	\$6.67
Total							\$1,984.00	\$8.27	\$13.78
Participant - Rash guard	\$30.00	180			\$2,700.00	\$2,700.00	\$5,400.00	\$30.00	\$30.00
Participant - T Shirt	\$7.00	180			\$630.00	\$630.00	\$1,260.00	\$7.00	\$7.00
Participant- Hat	\$30.00	180			\$2,700.00	\$2,700.00	\$5,400.00	\$30.00	\$30.00
Total							\$12,060.00	\$37.00	\$37.00

Attachment 31
List of Kayaking Sites

Kayaking (Summer) : List of Sites				
	Facility	Address	Region	CD
1	109th Pool	1500 E. 109th St., Los Angeles, CA 90059	Pacific	15
2	Central Pool	1357 East 22nd St., Los Angeles, CA 90011	Pacific	9
3	Cheviot Hills Pool	2693 Motor Ave., Los Angeles, CA 90064	Pacific	5
4	Costello Pool	3121 E. Olympic Blvd., Los Angeles, CA 90023	Metro	14
5	Downey Pool	1775 N. Spring St., Los Angeles, CA 90031	Metro	1
6	Fernangeles Pool	8851 Laurel Canyon Blvd, Sun Valley, CA 91352	Valley	6
7	Griffith Park Pool	3401 Riverside Dr., Los Angeles, CA 90027	Metro	4
8	Harbor Pool	1221 N. Figueroa Pl., Wilmington, CA 90744	Pacific	15
9	Highland Pool	6150 N. Piedmont Avenue, Los Angeles, CA 90042	Metro	1
10	Jackie Tatum/Harvard Pool	6120 Denker St., Los Angeles, CA 90047	Pacific	8
11	Lanark Pool	21817 Strathern St., Canoga Park, CA 91304	Valley	3
12	Mar Vista Pool	11655 Palms Blvd., Los Angeles, CA 90066	Pacific	11
13	North Hollywood Pool	5301 Tujunga Ave., North Hollywood, CA 91601	Valley	2
14	Northridge Pool	10058 Reseda Blvd., Northridge, CA 91324	Valley	12
15	Pan Pacific Park Pool	141 S. Gardner St., Los Angeles, CA 90036	Pacific	4
16	Pecan Pool	120 S. Gless St., Los Angeles, CA 90033	Metro	14
17	Reseda Pool	18411 Victory Blvd, Reseda, CA 91335	Valley	3
18	Ritchie Valens Pool	10731 Laurel Canyon Blvd., Pacoima, CA 91331	Valley	7
19	Ross Snyder Pool	1501 East 41st St., Los Angeles, CA 90011	Pacific	9
20	Rustic Canyon Pool	601 Latimer Rd., Pacific Palisades, CA 90402	Pacific	11
21	Sepulveda Pool	8737 Kester Ave., Panorama City, CA 91402	Valley	6
22	South Park Pool	345 East 51st St., Los Angeles, CA 90011	Pacific	9
23	Stoner Park Pool	1835 Stoner Ave., Los Angeles, CA 90025	Pacific	11
24	Sun Valley Pool	8123 Vineland Ave., Sun Valley, CA 91352	Valley	6
25	Sylmar Pool	13109 Borden Ave, Los Angeles, CA 91342	Valley	7
26	Valley Plaza Pool	6715 Laurelgrove Ave., North Hollywood, CA 91606	Valley	2
27	Westchester Pool	9100 Lincoln Blvd., Los Angeles, CA 90045	Pacific	11
28	Woodland Hills Pool	5858 Shoup Ave., Woodland Hills, CA 91367	Valley	3
29	Yosemite Pool	1840 Yosemite Dr., Los Angeles, CA 90041	Metro	14

Kayaking (Fall/Winter/Spring) : List of Sites				
	Facility	Address	Region	CD
1	Algin Sutton Pool	8800 S. Hoover St., Los Angeles, CA 90044	Pacific	8
2	Banning Pool	1450 N. Avalon Blvd., Wilmington, CA 90744	Pacific	15
3	Celes King III Pool	5001 Rodeo Rd, Los Angeles, CA 90016	Pacific	10
4	Cleveland Pool	8120 Vanalden Ave., Reseda, CA 91335	Valley	3
5	Dymally Pool	8800 San Pedro St., Los Angeles CA 90003	Pacific	9
6	Echo Deep Pool	1419 Colton St., Los Angeles, CA 90026	Metro	1
7	EG Roberts Pool	4526 W. Pico Blvd., Los Angeles, CA 90019	Pacific	10
8	Fremont Pool	7630 Towne Ave., Los Angeles, CA 90003	Pacific	9
9	Glassell Pool	3704 Verdugo Rd., Los Angeles, CA 90065	Metro	1
10	Granada Hills Pool	16730 Chatsworth St., Granada Hills, CA 91344	Valley	12
11	Hey Rookie Pool	3601 S. Gaffey St., San Pedro, CA 90731	Pacific	15
12	Hollywood Pool	1122 Cole Ave., Los Angeles, CA 90038	Pacific	13
13	Hubert Humphrey Pool	12560 Filmore St., Pacoima, CA 91331	Valley	7
14	John C. Argue Swim Stadium	3980 Bill Robertson Lane, Los Angeles, CA 90037	Expo	9
15	LACES Pool	5931 W. 18th St., Los Angeles, CA 90035	Pacific	10
16	Lincoln Pool	3501 Valley Blvd, Los Angeles, CA 90031	Metro	1
17	Peck Park Pool	560 N. Western Ave., San Pedro, CA 90732	Pacific	15
18	Richard Alatorre Pool	4721 Klamath St., Los Angeles, CA 90032	Metro	14
19	Roosevelt Pool	456 S. Mathews St., Los Angeles, CA 90033	Metro	14
20	Van Ness Pool	5720 2nd Avenue, Los Angeles, CA 90043	Pacific	2
21	Van Nuys Sherman Oaks Pool	14021 Huston St., Van Nuys, CA 91423	Valley	4
22	Venice High School Indoor Pool	2490 Walgrove Ave., Los Angeles, CA 90066	Pacific	11
23	Verdugo Hills Pool	10654 Irma Ave., Tujunga, CA 91042	Valley	7
24	Westwood Pool	1350 Sepulveda Blvd., Los Angeles, CA 90025	Pacific	5

Standup Paddleboarding Program

DIRECT COST								
	NO. OF PARTICIPANTS (per Quarter)	NO. OF PARTICIPANTS (per Year)	COST PER INSTRUCTOR/COACH PER SITE	Duration	No. of Sites* (Sites vary by quarter)	TOTAL INSTRUCTOR COST (per Quarter)	TOTAL INSTRUCTOR COST (per Year)	COST PER PARTICIPANT
Monday-Friday Instructors (\$45/hr X 3 instructors X 5 days x 1 week X 5 hrs)		100	\$3,375	1 week/session X 8 sessions	2	\$54,000	\$54,000	\$540.00
Saturday/Sunday Instruction (\$45/hr X 3 Instructor X 2 days x 2 weeks x 5 hrs)	50	100	\$2,700	2 weeks/session X 3 sessions	1	\$8,100	\$16,200	\$162.00
	NO. OF PARTICIPANTS (per Quarter)	NO. OF PARTICIPANTS (per Year)	COST PER PARTICIPANT			TOTAL COST (per Quarter)	TOTAL INSTRUCTOR COST (per Year)	COST PER PARTICIPANT
Post Season Event		200	\$20			\$0	\$4,000	\$20
Instructor/Coach Uniform (**see detail below)							\$3,888	
Participant Uniform (**see detail below)							\$14,400	
TOTALS		200			12	\$62,100	\$92,488	

EQUIPMENT COST							
EQUIPMENT			# of Sites	Per Item Cost	Units Per Site	Equipment Cost Per Site	FY 24/25 Project Plan (This Request)
Stand-up paddleboard			2	\$730.00	14	\$10,220.00	\$20,440
Stand-up paddleboard oars			2	\$250.00	28	\$7,000.00	\$14,000
Life jacket, (S-XXL)			2	\$28.00	50	\$1,400.00	\$2,800
Sunscreen with Pump			2	\$157.00	12	\$1,884.00	\$3,768
Wetsuit, (XS-XXL)			2	\$200.00	60	\$12,000.00	\$24,000
First aid kit			2	\$250.00	1	\$250.00	\$500
Water Jug			2	\$73.00	2	\$146.00	\$292
Hangers for wetsuits			2	\$15.00	60	\$900.00	\$1,800
Rinse kit sprayer			2	\$610.00	2	\$1,220.00	\$2,440
Total Equipment							\$70,040

Total Cost	\$162,528
-------------------	------------------

***INSTRUCTOR/PARTICIPANT UNIFORM									
	Cost	Participant	Summer Coaches	Fall/Spring	Total Cost Summer	Total Cost Fall/Spring	Total (see line above)	Summer (Cost Per Participant) 100 participants	Fall/Spring (Cost Per Participant) 100 participants
Instructor - Rash Guards	\$30.00		18	36	\$540.00	\$1,080.00	\$1,620.00	\$5.40	\$10.80
Instructor - Shorts	\$35.00		18	36	\$630.00	\$1,260.00	\$1,890.00	\$6.30	\$12.60
Instructor - T Shirt	\$7.00		18	36	\$126.00	\$252.00	\$378.00	\$1.26	\$2.52
Total							\$3,888.00	\$12.96	\$25.92
Participant - Rash Guards	\$30.00	200			\$3,000.00	\$3,000.00	\$6,000.00	\$30.00	\$30.00
Participant - Shorts	\$35.00	200			\$3,500.00	\$3,500.00	\$7,000.00	\$35.00	\$35.00
Participant - T Shirt	\$7.00	200			\$700.00	\$700.00	\$1,400.00	\$7.00	\$7.00
Total							\$14,400.00	\$72.00	\$72.00

Attachment 33

List of Standup Paddleboarding Sites

Standup Paddleboarding : List of Sites				
	Facility	Address	Region	CD
1	109th Pool	1500 E. 109th St., Los Angeles, CA 90059	Pacific	15
2	Algin Sutton Pool	8800 S. Hoover St., Los Angeles, CA 90044	Pacific	8
3	Banning Pool	1450 N. Avalon Blvd., Wilmington, CA 90744	Pacific	15
4	Cabrillo Beach	3720 Stephen M White Dr., San Pedro CA 90731	Pacific	15
5	Celes King III Pool	5001 Rodeo Rd, Los Angeles, CA 90016	Pacific	10
6	Central Pool	1357 East 22nd St., Los Angeles, CA 90011	Pacific	9
7	Cheviot Hills Pool	2693 Motor Ave., Los Angeles, CA 90064	Pacific	5
8	Cleveland Pool	8120 Vanalden Ave., Reseda, CA 91335	Valley	3
9	Costello Pool	3121 E. Olympic Blvd., Los Angeles, CA 90023	Metro	14
10	Downey Pool	1775 N. Spring St., Los Angeles, CA 90031	Metro	1
11	Echo Deep Pool	1419 Colton St., Los Angeles, CA 90026	Metro	1
12	EG Roberts Pool	4526 W. Pico Blvd., Los Angeles, CA 90019	Pacific	10
13	Fernangeles Pool	8851 Laurel Canyon Blvd, Sun Valley, CA 91352	Valley	6
14	Fremont Pool	7630 Towne Ave., Los Angeles, CA 90003	Pacific	9
15	Glassell Pool	3704 Verdugo Rd., Los Angeles, CA 90065	Metro	1
16	Granada Hills Pool	16730 Chatsworth St., Granada Hills, CA 91344	Valley	12
17	Green Meadows Pool	431 E. 89th St., Los Angeles, CA 90003	Pacific	9
18	Griffith Park Pool	3401 Riverside Dr., Los Angeles, CA 90027	Metro	4
19	Hansen Dam	11798 Foothill Blvd., Lake View Terrace CA 91342	Valley	7
20	Harbor Pool	1221 N. Figueroa Pl., Wilmington, CA 90744	Pacific	15
21	Hey Rookie Pool	3601 S. Gaffey St., San Pedro, CA 90731	Pacific	15
22	Highland Pool	6150 N. Piedmont Avenue, Los Angeles, CA 90042	Metro	1
23	Hollywood Pool	1122 Cole Ave., Los Angeles, CA 90038	Pacific	13
24	Hubert Humphrey Pool	12560 Filmore St., Pacoima, CA 91331	Valley	7
25	Jackie Tatum/Harvard Pool	6120 Denker St., Los Angeles, CA 90047	Pacific	8
26	John C. Argue Swim Stadium	3980 Bill Robertson Lane, Los Angeles, CA 90037	Expo	9
27	LACES Pool	5931 W. 18th St., Los Angeles, CA 90035	Pacific	10
28	Lanark Pool	21817 Strathern St., Canoga Park, CA 91304	Valley	3
29	Lincoln Pool	3501 Valley Blvd, Los Angeles, CA 90031	Metro	1
30	Mar Vista Pool	11655 Palms Blvd., Los Angeles, CA 90066	Pacific	11
31	North Hollywood Pool	5301 Tujunga Ave., North Hollywood, CA 91601	Valley	2
32	Northridge Pool	10058 Reseda Blvd., Northridge, CA 91324	Valley	12
33	Pan Pacific Park Pool	141 S. Gardner St., Los Angeles, CA 90036	Pacific	4
34	Pecan Pool	120 S. Gless St., Los Angeles, CA 90033	Metro	14
35	Peck Park Pool	560 N. Western Ave., San Pedro, CA 90732	Pacific	15
36	Reseda Pool	18411 Victory Blvd, Reseda, CA 91335	Valley	3
37	Richard Alatorre Pool	4721 Klamath St., Los Angeles, CA 90032	Metro	14
38	Ritchie Valens Pool	10731 Laurel Canyon Blvd., Pacoima, CA 91331	Valley	7
39	Roosevelt Pool	456 S. Mathews St., Los Angeles, CA 90033	Metro	14
40	Ross Snyder Pool	1501 East 41st St., Los Angeles, CA 90011	Pacific	9
41	Rustic Canyon Pool	601 Latimer Rd., Pacific Palisades, CA 90402	Pacific	11
42	Sepulveda Pool	8737 Kester Ave., Panorama City, CA 91402	Valley	6
43	South Park Pool	345 East 51st St., Los Angeles, CA 90011	Pacific	9
44	Stoner Park Pool	1835 Stoner Ave., Los Angeles, CA 90025	Pacific	11
45	Sun Valley Pool	8123 Vineland Ave., Sun Valley, CA 91352	Valley	6
46	Sylmar Pool	13109 Borden Ave, Los Angeles, CA 91342	Valley	7
47	Valley Plaza Pool	6715 Laurelgrove Ave., North Hollywood, CA 91606	Valley	2
48	Van Ness Pool	5720 2nd Avenue, Los Angeles, CA 90043	Pacific	2
49	Van Nuys Sherman Oaks Pool	14021 Huston St., Van Nuys, CA 91423	Valley	4
50	Venice High School Indoor Pool	2490 Walgrove Ave., Los Angeles, CA 90066	Pacific	11
51	Verdugo Hills Pool	10654 Irma Ave., Tujunga, CA 91042	Valley	7
52	Westchester Pool	9100 Lincoln Blvd., Los Angeles, CA 90045	Pacific	11
53	Westwood Pool	1350 Sepulveda Blvd., Los Angeles, CA 90025	Pacific	5
54	Woodland Hills Pool	5858 Shoup Ave., Woodland Hills, CA 91367	Valley	3
55	Yosemite Pool	1840 Yosemite Dr., Los Angeles, CA 90041	Metro	14

Attachment 35

List of Surf Team Program Locations

Surf Team (Summer): List of Sites (53)				
	Facility	Address	Region	CD
1	109th Pool	1500 E. 109th St., Los Angeles, CA 90059	Pacific	15
2	Algin Sutton Pool	8800 S. Hoover St., Los Angeles, CA 90044	Pacific	8
3	Banning Pool	1450 N. Avalon Blvd., Wilmington, CA 90744	Pacific	15
4	Celes King III Pool	5001 Rodeo Rd, Los Angeles, CA 90016	Pacific	10
5	Central Pool	1357 East 22nd St., Los Angeles, CA 90011	Pacific	9
6	Cheviot Hills Pool	2693 Motor Ave., Los Angeles, CA 90064	Pacific	5
7	Cleveland Pool	8120 Vanalden Ave., Reseda, CA 91335	Valley	3
8	Costello Pool	3121 E. Olympic Blvd., Los Angeles, CA 90023	Metro	14
9	Downey Pool	1775 N. Spring St., Los Angeles, CA 90031	Metro	1
10	Echo Deep Pool	1419 Colton St., Los Angeles, CA 90026	Metro	1
11	EG Roberts Pool	4526 W. Pico Blvd., Los Angeles, CA 90019	Pacific	10
12	Fernangeles Pool	8851 Laurel Canyon Blvd, Sun Valley, CA 91352	Valley	6
13	Fremont Pool	7630 Towne Ave., Los Angeles, CA 90003	Pacific	9
14	Glassell Pool	3704 Verdugo Rd., Los Angeles, CA 90065	Metro	1
15	Granada Hills Pool	16730 Chatsworth St., Granada Hills, CA 91344	Valley	12
16	Green Meadows Pool	431 E. 89th St., Los Angeles, CA 90003	Pacific	9
17	Griffith Park Pool	3401 Riverside Dr., Los Angeles, CA 90027	Metro	4
18	Harbor Pool	1221 N. Figueroa Pl., Wilmington, CA 90744	Pacific	15
19	Hey Rookie Pool	3601 S. Gaffey St., San Pedro, CA 90731	Pacific	15
20	Highland Pool	6150 N. Piedmont Avenue, Los Angeles, CA 90042	Metro	1
21	Hollywood Pool	1122 Cole Ave., Los Angeles, CA 90038	Pacific	13
22	Hubert Humphrey Pool	12560 Filmore St., Pacoima, CA 91331	Valley	7
23	Jackie Tatum/Harvard Pool	6120 Denker St., Los Angeles, CA 90047	Pacific	8
24	John C. Argue Swim Stadium	3980 Bill Robertson Lane, Los Angeles, CA 90037	Expo	9
25	LACES Pool	5931 W. 18th St., Los Angeles, CA 90035	Pacific	10
26	Lanark Pool	21817 Strathern St., Canoga Park, CA 91304	Valley	3
27	Lincoln Pool	3501 Valley Blvd, Los Angeles, CA 90031	Metro	1
28	Mar Vista Pool	11655 Palms Blvd., Los Angeles, CA 90066	Pacific	11
29	North Hollywood Pool	5301 Tujunga Ave., North Hollywood, CA 91601	Valley	2
30	Northridge Pool	10058 Reseda Blvd., Northridge, CA 91324	Valley	12
31	Pan Pacific Park Pool	141 S. Gardner St., Los Angeles, CA 90036	Pacific	4
32	Pecan Pool	120 S. Gless St., Los Angeles, CA 90033	Metro	14
33	Peck Park Pool	560 N. Western Ave., San Pedro, CA 90732	Pacific	15
34	Reseda Pool	18411 Victory Blvd, Reseda, CA 91335	Valley	3
35	Richard Alatorre Pool	4721 Klamath St., Los Angeles, CA 90032	Metro	14
36	Ritchie Valens Pool	10731 Laurel Canyon Blvd., Pacoima, CA 91331	Valley	7
37	Roosevelt Pool	456 S. Mathews St., Los Angeles, CA 90033	Metro	14
38	Ross Snyder Pool	1501 East 41st St., Los Angeles, CA 90011	Pacific	9
39	Rustic Canyon Pool	601 Latimer Rd., Pacific Palisades, CA 90402	Pacific	11
40	Sepulveda Pool	8737 Kester Ave., Panorama City, CA 91402	Valley	6
41	South Park Pool	345 East 51st St., Los Angeles, CA 90011	Pacific	9
42	Stoner Park Pool	1835 Stoner Ave., Los Angeles, CA 90025	Pacific	11
43	Sun Valley Pool	8123 Vineland Ave., Sun Valley, CA 91352	Valley	6
44	Sylmar Pool	13109 Borden Ave, Los Angeles, CA 91342	Valley	7
45	Valley Plaza Pool	6715 Laurelgrove Ave., North Hollywood, CA 91606	Valley	2
46	Van Ness Pool	5720 2nd Avenue, Los Angeles, CA 90043	Pacific	2
47	Van Nuys Sherman Oaks Pool	14021 Huston St., Van Nuys, CA 91423	Valley	4
48	Venice High School Indoor Pool	2490 Walgrove Ave., Los Angeles, CA 90066	Pacific	11
49	Verdugo Hills Pool	10654 Irma Ave., Tujunga, CA 91042	Valley	7
50	Westchester Pool	9100 Lincoln Blvd., Los Angeles, CA 90045	Pacific	11
51	Westwood Pool	1350 Sepulveda Blvd., Los Angeles, CA 90025	Pacific	5
52	Woodland Hills Pool	5858 Shoup Ave., Woodland Hills, CA 91367	Valley	3
53	Yosemite Pool	1840 Yosemite Dr., Los Angeles, CA 90041	Metro	14

USA Swim Team

DIRECT COST								
	NO. OF PARTICIPANTS (per team)	NO. OF PARTICIPANTS (per Year)	COST PER INSTRUCTOR/COACH PER SITE/PER QUARTER	Duration	No. of Sites* (Sites vary by quarter)	TOTAL COST (per Quarter)	TOTAL COST (per Year)	COST PER PARTICIPANT
Instructors/Coaches (\$45/hr X 2 coaches X 5 days X 3 hrs X 8 weeks)			\$10,800	1 x Quarters	18	\$194,400	\$194,400	\$360.00
Instructors/Coaches (\$45/hr X 2 coaches X 4 days X 3 hrs X 13 weeks)			\$14,040	3 x Quarters	18	\$252,720	\$758,160	\$468.00
Swim Meets (\$45/hr X 2 Instructor/Coach X 8 hrs X 4 Meets)			\$2,880	4 Swim Meets/Events / quarter	18	\$51,840	\$51,840	\$96.00
Swim Meets (\$45/hr X 2 Instructor/Coach X 8 hrs X 2 Meets)			\$1,440	2 Swim Meets/Events / quarter	18	\$25,920	\$77,760	\$48.00
Clinic (\$45/hr x 2 Instructor/Coach x 8 hrs x 1 clinic)			\$720	1 swim clinics / quarter	18	\$51,840	\$207,360	\$96.00
U.S. Swim membership			\$10				\$21,600	\$10.00
Awards			\$15				\$32,400	\$15.00
Meet officials						\$3,825	\$15,300	\$7.08
Pre & Post season events			\$40				\$86,400	\$40.00
Instructor/Coach Uniform (***)see detail below)							\$4,416	\$2.04
Participant Uniform (***)see detail below)							\$299,160	\$138.50
TOTALS	8	2160			18		\$1,748,796	\$809.63

summer
fall/winter/spring
summer
fall/winter/spring

EQUIPMENT COST							
	Per Item Cost	Units Per Site	Equipment Cost Per Site	No. of Sites	Included in Previous Project Plans	FY 24/25 Project Plan (This Request)	
Kickboard	\$ 25.00	60	\$ 1,500.00	18	\$ 18,000.00	\$	27,000.00
Pull buoy	\$ 15.00	60	\$ 900.00	18	\$ 12,000.00	\$	16,200.00
Paddles	\$ 20.00	60	\$ 1,200.00	18	\$ 24,000.00	\$	21,600.00
Short Fins	\$ 48.00	60	\$ 2,880.00	18	\$ 33,600.00	\$	51,840.00
Training Education (Videos/ Books)	\$ 150.00	4	\$ 600.00	18		\$	10,800.00
Total Equipment					\$ 87,600.00	\$	127,440.00

***INSTRUCTOR/PARTICIPANT UNIFORM					
	Per Item Cost	Units	Unit Cost		Total
Instructor - Polo Shirts	\$ 25.00	48	\$ 1,200.00	\$	1,200.00
Instructor - Shorts	\$ 35.00	48	\$ 1,680.00	\$	1,680.00
Instructor - T Shirt	\$ 7.00	48	\$ 336.00	\$	336.00
Instructor - Sweatshirt	\$ 25.00	48	\$ 1,200.00	\$	1,200.00
Instructor - Total	\$ 92.00		\$ 4,416.00	\$	4,416.00
Participant - Swim Parka	\$ 130.00	1080	\$ 140,400.00	\$	140,400.00
Participant - Team T-Shirt	\$ 7.00	1080	\$ 7,560.00	\$	7,560.00
Participant - Swim Cap	\$ 12.00	1080	\$ 12,960.00	\$	12,960.00
Participant - Swim Suit	\$ 60.00	1080	\$ 64,800.00	\$	64,800.00
Participant - Goggles	\$ 18.00	1080	\$ 19,440.00	\$	19,440.00
Participant - Swim Snorkel	\$ 35.00	1080	\$ 37,800.00	\$	37,800.00
Participant - Mesh bag	\$ 15.00	1080	\$ 16,200.00	\$	16,200.00
Participant - Total	\$ 277.00		\$ 299,160.00	\$	299,160.00

Total Cost	\$1,876,236.00
------------	----------------

Attachment 37**List of USA Swim Team Sites**

USA Swim : List of Sites				
	Facility	Address	Region	CD
1	Algin Sutton Pool	8800 S. Hoover St., Los Angeles, CA 90044	Pacific	8
2	Banning Pool	1450 N. Avalon Blvd., Wilmington, CA 9074	Pacific	15
3	Celes King III Pool	5001 Rodeo Rd, Los Angeles, CA 90016	Pacific	10
4	Cleveland Pool	8120 Vanalden Ave., Reseda, CA 91335	Valley	3
5	Dymally Pool	8800 San Pedro St., Los Angeles CA 90003	Pacific	9
6	Echo Deep Pool	1419 Colton St., Los Angeles, CA 90026	Metro	1
7	EG Roberts Pool	4526 W. Pico Blvd., Los Angeles, CA 90019	Pacific	10
8	Fremont Pool	7630 Towne Ave., Los Angeles, CA 90003	Pacific	9
9	Glassell Pool	3704 Verdugo Rd., Los Angeles, CA 90065	Metro	1
10	Granada Hills Pool	16730 Chatsworth St., Granada Hills, CA 91	Valley	12
11	Hey Rookie Pool	3601 S. Gaffey St., San Pedro, CA 90731	Pacific	15
12	Hollywood Pool	1122 Cole Ave., Los Angeles, CA 90038	Pacific	13
13	Hubert Humphrey Pool	12560 Filmore St., Pacoima, CA 91331	Valley	7
14	John C. Argue Swim Stadium	3980 Bill Robertson Lane, Los Angeles, CA	Expo	9
15	LACES Pool	5931 W. 18th St., Los Angeles, CA 90035	Pacific	10
16	Lincoln Pool	3501 Valley Blvd, Los Angeles, CA 90031	Metro	1
17	Richard Alatorre Pool	4721 Klamath St., Los Angeles, CA 90032	Metro	14
18	Roosevelt Pool	456 S. Mathews St., Los Angeles, CA 90033	Metro	14
19	Van Ness Pool	5720 2nd Avenue, Los Angeles, CA 90043	Pacific	2
20	Van Nuys Sherman Oaks Pool	14021 Huston St., Van Nuys, CA 91423	Valley	4
21	Venice High School Indoor Pool	2490 Walgrove Ave., Los Angeles, CA	Pacific	11
22	Verdugo Hills Pool	10654 Irma Ave., Tujunga, CA 91042	Valley	7
23	Westwood Pool	1350 Sepulveda Blvd., Los Angeles, CA 900	Pacific	5

USA Water Polo

DIRECT COST								
	NO. OF PARTICIPANTS (per team)	NO. OF PARTICIPANTS (per Year)	COST PER INSTRUCTOR/C OACH PER SITE/PER QUARTER	Duration	No. of Sites* (Sites vary by quarter)	TOTAL COST (per Quarter)	TOTAL COST (per Year)	COST PER PARTICIPANT
Instructors/Coaches (\$45/hr X 2 coaches X 5 days X 3 hrs X 8 weeks)			\$10,800	1 x quarter	4	\$43,200	\$43,200	\$432.00
Instructors/Coaches (\$45/hr X 2 coaches X 4 days X 3 hrs X 13 weeks)			\$14,040	3 x quarter	4	\$56,160	\$168,480	\$561.60
Water Polo Tournaments (\$45/hr X 2 Instructor/Coach X 10 hrs X 2 Events)			\$1,800	2 x Water Polo Tournaments Events / quarter	4	\$3,600	\$10,800	\$36.00
Water Polo Tournaments (\$45/hr X 2 Instructor/Coach X 10 hrs X 4 Events)			\$3,600	4 x Water Polo Tournaments Events / quarter	4	\$14,400	\$14,400	\$144.00
Clinic (\$45/hr x 2 Instructor/Coach x 8 hrs x 1 clinic)			\$720	1 x Water Polo Clinics / quarter	4	\$11,520	\$46,080	\$115.20
Water Polo Tournament Fees (\$800 fee x 5 age groups per site x 2 teams)			\$8,000	10 x Water Polo Tournaments Events / year	4	\$8,000	\$8,000	\$20.00
U.S.A. Water Polo membership			\$40				\$16,000	\$40.00
Awards			\$15				\$6,000	\$15.00
Meet officials						\$3,825	\$15,300	\$38.25
Pre & Post season events			\$40		4	\$4,000	\$16,000	\$40
Instructor/Coach Uniform (**see detail below)							\$2,208	
Participant Uniform (**see detail below)							\$124,800	
TOTALS		400			4		\$471,268	

EQUIPMENT COST							
	Per Item Cost	Units Per Site	Equipment Cost Per Site	No. of Sites			FY 24/25 Project Plan (This Request)
Water Polo Balls	\$ 50.00	100	\$ 5,000.00	4			\$20,000.00
Pull buoy	\$ 15.00	100	\$ 1,500.00	4			\$6,000.00
Paddles	\$ 20.00	100	\$ 2,000.00	4			\$8,000.00
Long Fins	\$ 28.00	100	\$ 2,800.00	4			\$11,200.00
Portable Score Board/Shot clocks	\$ 12,000.00	1	\$ 12,000.00	4			\$48,000.00
Weight belt (various Sizes)	\$ 60.00	30	\$ 1,800.00	4			\$7,200.00
Gruge belt	\$ 50.00	10	\$ 500.00	4			\$2,000.00
Portable water polo goals	\$ 2,600.00	2	\$ 5,200.00	4			\$20,800.00
Training Education (Videos/ Books)	\$ 150.00	4	\$ 600.00	4			\$2,400.00
Total Equipment							\$100,400
Total Cost							\$571,668

***INSTRUCTOR/PARTICIPANT UNIFORM								
	Cost	Participant	Summer Coaches	Fall/Spring	Total Cost Summer	Total Cost Fall/Spring	Total (see line above)	Summer (Cost Per Participant) 100 participants
Instructor - Polo Shirts	\$25.00		12	12	\$300.00	\$300.00	\$600.00	\$3.00
Instructor - Shorts	\$35.00		12	12	\$420.00	\$420.00	\$840.00	\$4.20
Instructor - T Shirt	\$7.00		12	12	\$84.00	\$84.00	\$168.00	\$0.84
Instructor - Sweatshirt	\$25.00		12	12	\$300.00	\$300.00	\$600.00	\$3.00
Total							\$2,208.00	\$11.04
Participant - Swim Suit	\$75.00	400			\$7,500.00	\$22,500.00	\$30,000.00	\$75.00
Participant - Water polo robe	\$120.00	400			\$12,000.00	\$36,000.00	\$48,000.00	\$120.00
Participant - T Shirt	\$7.00	400			\$700.00	\$2,100.00	\$2,800.00	\$7.00
Swim Cap	\$12.00	400			\$1,200.00	\$3,600.00	\$4,800.00	\$12.00
Goggles	\$18.00	400			\$1,800.00	\$5,400.00	\$7,200.00	\$18.00
training mat, jump rope, stretch cord	\$65.00	400			\$6,500.00	\$19,500.00	\$26,000.00	\$65.00
mesh bag	\$15.00	400			\$1,500.00	\$4,500.00	\$6,000.00	\$15.00
Total							\$124,800.00	\$312.00

Attachment 39**List of USA Water Polo Sites**

USA Water Polo: List of Sites			
Facility	Address	Region	CD
1 Algin Sutton Pool	8800 S. Hoover St., Los Angeles, CA 90044	Pacific	8
2 Banning Pool	1450 N. Avalon Blvd., Wilmington, CA 90744	Pacific	15
3 Celes King III Pool	5001 Rodeo Rd, Los Angeles, CA 90016	Pacific	10
4 Cleveland Pool	8120 Vanalden Ave., Reseda, CA 91335	Valley	3
5 Dymally Pool	8800 San Pedro St., Los Angeles CA 90003	Pacific	9
6 Echo Deep Pool	1419 Colton St., Los Angeles, CA 90026	Metro	1
7 EG Roberts Pool	4526 W. Pico Blvd., Los Angeles, CA 90019	Pacific	10
8 Fremont Pool	7630 Towne Ave., Los Angeles, CA 90003	Pacific	9
9 Glassell Pool	3704 Verdugo Rd., Los Angeles, CA 90065	Metro	1
10 Granada Hills Pool	16730 Chatsworth St., Granada Hills, CA 91344	Valley	12
11 Hey Rookie Pool	3601 S. Gaffey St., San Pedro, CA 90731	Pacific	15
12 Hollywood Pool	1122 Cole Ave., Los Angeles, CA 90038	Pacific	13
13 Hubert Humphrey Pool	12560 Filmore St., Pacoima, CA 91331	Valley	7
14 John C. Argue Swim Stadium	3980 Bill Robertson Lane, Los Angeles, CA 90037	Expo	9
15 LACES Pool	5931 W. 18th St., Los Angeles, CA 90035	Pacific	10
16 Lincoln Pool	3501 Valley Blvd, Los Angeles, CA 90031	Metro	1
17 Peck Park Pool	560 N. Western Ave., San Pedro, CA 90732	Pacific	15
18 Richard Alatorre Pool	4721 Klamath St., Los Angeles, CA 90032	Metro	14
19 Roosevelt Pool	456 S. Mathews St., Los Angeles, CA 90033	Metro	14
20 Van Ness Pool	5720 2nd Avenue, Los Angeles, CA 90043	Pacific	2
21 Van Nuys Sherman Oaks Pool	14021 Huston St., Van Nuys, CA 91423	Valley	4
22 Venice High School Indoor Pool	2490 Walgrove Ave., Los Angeles, CA 90066	Pacific	11
23 Verdugo Hills Pool	10654 Irma Ave., Tujunga, CA 91042	Valley	7
24 Westwood Pool	1350 Sepulveda Blvd., Los Angeles, CA 90025	Pacific	5

Archery							
DIRECT COST							
		Estimated # Participants or Hours (per Quarter)	# of Sites	Item Cost	Total Cost (per Quarter)	Total Cost (per Year)	Unit Cost
Costs Calculated by Participation		340					
	Instructors Ratio 1 to 10 4 Hrs per week / 8 weeks	96	17	\$45	\$73,440	\$293,760	\$216
	Level 1 Instructor Certification Online Course (2 instructors/site/qtr)		17	40	\$1,360	\$5,440	\$4
	Tournaments					\$5,000	\$3.68
Subtotal						\$304,200	

EQUIPMENT						
		# of Sites	Number of Sets per Site	Cost of Equipment	Included in Previous Project Plans	FY 24/25 Project Plan (This Request)
Costs Calculated by Number of Sites	Equipment	17	1	\$3,395	\$57,714	\$0

Total Cost	\$304,200
------------	-----------

ITEM	PRICE \$
Practical Course: 12 Pack Whistle, Stretch Band and String Loop	\$5.95
USA Archery Recurve Bow Equipment Kit	\$3,199.00
Explore Archery Instructor's Guidebook	\$99.00
Explore Archery Achievement Awards Set	\$11.00
USA Archery Steps of Shooting Poster	\$50.00
USA Archery Range Safety Poster	\$30.00
Estimated Tax and Shipping	
Total	\$3,394.95

Attachment 41
List of Archery Sites

	Archery : List of Sites			
	Facility	Address	Region	CD
1	Barrington RC	333 S. Barrington Ave, Los Angeles< CA 90049	West	11
2	Chattsworth RC	22360 Devonshire St., Chatsworth, 91311	Valley	12
3	David M. Gonzales/Pacoima R.C.	10943 Herrick Ave., Pacoima, CA 91331	Valley	7
4	Delano R.C.	15100 Erwin St., Van Nuys, CA 91411	Valley	6
5	Lanark R.C.	21816 Lanark St, Canoga Park, CA 91305	Valley	3
6	Lemon Grove R.C.	4959 Lemon Grove Ave, Los Angeles, CA 90029	Metro	13
7	Loren Miller R.C.	2717 Halldale Ave, Los Angeles, CA 90018	Pacific	8
8	North Hollywood R.C.	11430 Chandler Blvd, North Hollywood, CA 91601	Valley	2
9	Pan Pacific RC	7341 Willoughby Ave, Los Angeles, CA 90036	Metro	4
10	Ramon Garcia R.C.	1016 S. Fresno Street, Los Angeles, CA 90023	Metro	14
11	Rio de Los Angeles State Park	1900 N. San Fernando Rd, Los Angeles, CA 90065	Metro	1
12	St. Andrews R.C.	8701 Saint Andrews Place, Los Angeles, CA 90047	Pacific	8
13	Stonehurst R.C.	9901 Dronfield St., Sun Valley, CA 91352	Valley	7
14	Trinity R.C.	2415 Trinity St., Los Angeles, CA 90011	Pacific	9
15	Vineyard R.C.	2942 Vineyard Ave, Los Angeles, CA 90016	Pacific	10
16	Westwood RC	1350 Sepulveda Blvd. Los Angles, CA 90025	West	5
17	Wilmington R.C.	325 N. Neptune Ave., Wilmington, CA 90744	Pacific	15

BOXING Beginners							
DIRECT COST							
	Category	Estimated # Participants or Hours (per Quarter)	# of Sites	Item Cost	Total Cost (per Quarter)	Total Cost (per Year)	Unit Cost
Costs Calculated by Participation	Uniforms	600		\$50	\$50	\$60,000	\$25
	Instructors Ratio 1 to 10 4 Hrs per week / 8 weeks	96	10	\$45	\$43,200	\$172,800	\$72
	Tournaments				\$5,000	\$20,000	\$8.33
	USA Boxing Club Membership		10	\$ 180		\$1,800	\$0.75
Total					\$48,250	\$254,600	\$105.33

EQUIPMENT				
EQUIPMENT	Number of Sites	Cost of Equipment per Beginner		FY 24/25 Project Plan (This Request)
Equipment Below	10	\$ 2,310		\$ 23,100
X no. of sites				\$ -
Total Equipment Costs				\$ 23,100
Total Cost Boxing Beginners				\$277,700

BOXING Advanced							
DIRECT COST							
	Category	Participants or Hours (per Quarter)	# of Sites	Item Cost	Total Cost (per Quarter)	Total Cost (per Year)	Unit Cost
Costs Calculated by Participation	Uniforms	100	10	\$50	\$5,000	\$10,000	\$25
	Instructors Ratio 1 to 10 8 Hrs per week / 8 weeks	64	10	\$45	\$28,800	\$115,200	\$288
	Tournaments				\$7,500	\$30,000	\$75.00
	USA Boxing Club Membership (same sites for Boxing Beginners)		10	\$ 180		\$0	\$0.00
	USA Boxing Individual Membership			\$ 100		\$10,000	\$25.00
Total					\$41,300	\$165,200	\$388.00

EQUIPMENT				
EQUIPMENT	Number of Sites	Cost of Equipment per Beginner		FY 24/25 Project Plan (This Request)
Equipment Below	10	\$ 1,650		\$ 16,500
X no. of sites				\$ -
Total Equipment Costs				\$ 16,500
Total Cost Boxing Advanced				\$181,700
Total Cost Boxing Beginners + Advanced				\$459,400

Youth Beginner

ITEM	PRICE \$
Franklin Youth Gloves 12oz	\$480.00
Franklin Youth Gloves 14oz	\$480.00
Speed Bags (5 per site) \$35 each	\$175.00
Speed Bag Platforms (3 per site) \$125 each	\$375.00
Heavy Bags (2 per site) \$150 each	\$300.00
Jump Ropes (25 per site) \$10	\$250.00
Hand Wraps (25 per site) \$10	\$250.00
Total	\$2,310.00

Advanced

ITEM	PRICE \$
Reyes Boxing Gloves	\$380.00
Reyes Boxing Gloves	\$380.00
Reyes Kidney & Foul Protectors (2 per site) \$150	\$300.00
Reyes Head Gear (2 per site) \$160	\$320.00
Reyes Curved Glove Mitts (2 per site) \$135	\$270.00
Total	\$1,650.00

Attachment 43
List of Boxing Sites

Boxing : List of Sites				
	Facility	Address	Region	CD
1	109th Street R.C.	1464 E. 109th St., Los Angeles, CA 90059	Pacific	9
2	DMG/Pacoima Park	10943 Herrick Ave., Pacoima, CA 91331	Valley	7
3	Hollywood R.C.	1122 Cole Ave., Los Angeles, CA 90038	Metro	13
4	Jackie Tatum Harvard R.C.	1535 W. 62nd St., Los Angeles, CA 90047	Pacific	8
5	Lincoln Youth Center	2911 Altura Street, Los Angeles, CA 90031	Metro	1
6	Obama Sports Center	5001 Rodeo Rd, Los Angeles, CA 90016	Pacific	10
7	Penmar	1341 Lake St. Venice, CA 90291	West	11
8	Rio de Los Angels	1900 N. San Fernando Rd, Los Angeles, CA 90065	Metro	1
9	Sun Valley	8133 Vineland Ave., Sun Valley, CA 91352	Valley	6
10	Valley Plaza RC	12240 Archwood St., North Hollywood, CA 91606	Valley	2

Climbing

COST							
ACTIVITIES	NO. OF PARTICIPANTS (5 per Site per Quarter X 9 Sites)	COST PER SITE PER WEEK	Duration	No. of Sites	TOTAL INSTRUCTOR COSTS(per Quarter)	TOTAL COSTS (per Year)	COST PER PARTICIPANT
Cost per lesson			8 weeks	9			
Asst. Instructor - Transportation (3 Hours per class X \$19)	45	\$57	8 Weeks	9	\$4,104	\$16,416	\$91.20
Post Event						\$5,000	\$27.78
TOTALS	45				\$4,104	\$21,416	\$118.98

Attachment 45
List of Climbing Sites

List of Sites : Climbing				
	Facility	Address	Region	CD
1	Central RC	1357 East 22nd St., Los Angeles, CA 90011	Pacific	9
2	Harvard RC	1535 W. 62nd St., Los Angeles, CA 90047	Pacific	8
3	Lanark RC	21816 Lanark St, Canoga Park, CA 91305	Valley	3
4	Macarthur RC	2230 W. 6th St., Los Angeles, CA 90057	Metro	1
5	Pecan RC	127 South Pecan St., Los Angeles, CA 90007	Metro	14
6	Reseda RC	18411 Victory Blvd, Reseda, CA 91335	Valley	3
7	St. Andrews RC	8701 Saint Andrews Place, Los Angeles, CA 90048	Pacific	8
8	Van Ness RC	5720 2nd Avenue, Los Angeles, CA 90043	Pacific	8
9	Van Nuys RC	14301 Vanowen St., Van Nuys, CA 91405	Valley	6

Equestrian

DIRECT COST							
ACTIVITIES	NO. OF PARTICIPANTS (5 per Site per Quarter X 9 Sites)	COST PER SITE PER WEEK	Duration	No. of Sites	TOTAL INSTRUCTOR COSTS(per Quarter)	TOTAL COSTS (per Year)	COST PER PARTICIPANT
Cost per lesson	45	\$375	8 weeks	9	\$27,000	\$108,000	\$600.00
Asst. Instructor -Transportation (3 Hours per class X \$19)	45	\$57	8 Weeks	9	\$4,104	\$16,416	\$91.20
Post Event						\$20,000	\$111.11
TOTALS	45				\$31,104	\$144,416	\$802.31

Attachment 47
List of Equestrian Sites

Equestrian : List of Sites					
	Facility	Address	Region	Transport to:	CD
1	109th Street R.C.	1464 E. 109th St., Los Angeles, CA 90059	Pacific	Compton Jr. Equestrian	15
2	David M. Gonzalez RC	10943 Herrick Ave, Pacoima, CA 91331	Valley	Hansen Dam Horse Park	7
3	Hubert H. Humphrey RC	12560 Filmore St, Pacoima, CA 91331	Valley	Hansen Dam Horse Park	7
4	Lincoln Heights RC	2303 Workman Ave, Los Angeles, CA 9003	Metro	LA Equestrian Center	1
5	Loren Miller RC	2717 Halldale Ave, Los Angeles, CA 90018	Pacific	Compton Jr. Equestrian	8
6	Rosecrans	840 W. 149th ST., Gardena, CA 90247	Pacific	Compton Jr. Equestrian	15
7	Sepulveda RC	8825 Kester Ave, Panorama City,CA 91402	Valley	Hansen Dam Horse Park	6
8	Shatto RC	3191 W. 4th St. Los Angeles, CA 90020	Metro	LA Equestrian Center	13
9	State Street	716 N. State St.,Los Angeles,CA 90033	Metro	LA Equestrian Center	14

Fencing							
DIRECT COST							
		Estimated # Participants or Hours (per Quarter)	# of Sites	Item Cost	Total Cost (per Quarter)	Total Cost (per Year)	Unit Cost
Costs Calculated by Participation		340					
	Instructors Ratio 1 to 10 4 Hrs per week / 8 weeks	96	10	\$45	\$43,200	\$172,800	\$127
	Level 1 Instructor Certification Online Course (2 instructors/site/qtr)		10	40	\$800	\$3,200	\$2
	Tournaments					\$5,000	\$3.7
Subtotal						\$181,000	

PERSONAL EQUIPMENT						
			# of Sites	Number of Sets per Site	Cost of Equipment	FY 24/25 Project Plan
Costs Calculated by Number of Sites	Personal Equipment		10	10	\$ 801.09	\$80,109

Total Cost	\$261,109
------------	-----------

ITEM	PRICE \$
Mens FIE Plastron Size Small	\$ 74.80
Unisex Padded Jacket Size Adult Meduuum 38-41	\$ 116.45
SpartanStretch Breehes Size 30	\$ 101.15
Foil Lame Size 34 Right Hand	\$ 170.00
Standard Foil RH Size 5 Belgian Grip 2-Pin Socket	\$ 103.36
Two Pin Bodywire	\$ 28.05
Mask Wire	\$ 10.03
Advanced Gryptonite Foil / Epee Glove Size 7.5	\$ 40.00
Horizon Foil Mask Size Small	\$ 157.25
Total	\$ 801.09

Attachment 49
List of Fencing Sites

Fencing: List of Sites				
	Facility	Address	Region	CD
1	Cypress Park RC	2630 Pepper Ave., Los Angeles, CA 90065	Metro	1
2	Fernangeles RC	8851 Laurel Canyon Blvd, Sun Valley, CA 91352	Valley	6
3	Harbor City RC	24901 Frampton Ave, Harbor City, CA 90710	Pacific	15
4	Lake Street RC	227 North Lake St., Los Angeles, CA 90026	Metro	13
5	Rose Hill RC	4530 Mercury Ave., Los Angeles, CA 90032	Metro	14
6	Slauson RC	5306 S. Compton Ave., Los Angeles, CA 90011	Pacific	9
7	State Street RC	716 North State St., Los Angeles, CA 90033	Metro	14
8	Stonehurst RC	9901 Dronfield St., Sun Valley, CA 91352	Valley	7
9	Van Nuys RC	14301 Vanowen Ave., Van Nuys, CA 91405	Valley	6
10	Vineyard RC	2942 Vineyard Ave, Los Angeles, CA 90016	Pacific	10

KARATE

DIRECT COST							
	Details	Estimated # Participants or Hours (per Quarter)	# of Sites	Item Cost	Total Cost (per Quarter)	Total Cost (per Year)	Unit Cost
Costs Calculated by Participation	Uniforms	300		\$60	\$18,000	\$72,000	\$60
	Instructors Ratio 1 to 10						
	4 Hrs per week / 8 weeks	96	10	\$45	\$43,200	\$172,800	\$144
	Tournaments				\$5,000	\$20,000	\$16.67
Total					\$66,200	\$264,800	\$142.67

EQUIPMENT						
		# of Sites	Number of Mats	Cost per Mat	Included in Previous Project Plans	FY 24/25 Project Plan (This Request)
Costs Calculated by Number of Sites	Mats	10	8	\$267	\$21,360	\$21,360
Total Cost						\$286,160

Attachment 51
List of Karate Sites

Karate : List of Sites				
	Facility	Address	Region	CD
1	Baldwin Hills R.C.	5401 Highlight Pl., Los Angeles, CA 90016	Pacific	10
2	Chevy Chase R.C.	4165 Chevy Chase Dr., Los Angeles, CA 90039	Metro	13
3	Costello R.C.	3141 E. Olympic Bl., Los Angeles, CA 90023	Metro	14
4	Green Meadows R.C.	431 E. 89th St., Los Angeles, CA 90003	Pacific	9
5	Lafayette MultiPurpose Community Center	625 South Lafayette Park Place, Los Angeles, CA 90057	Metro	10
6	Ritchie Valens RC	10736 Laurel Canyon Blvd. Pacoima, CA 91331	Valley	7
7	St. Andrews R.C.	8701 Saint Andrews Place, Los Angeles, CA 90047	Pacific	8
8	Valley Plaza RC	12240 Archwood St, North Hollywood, CA 91606	Valley	2
9	Victory-Vineland R.C.	11117 Victory Blvd., North Hollywood, CA 91606	Valley	2
10	Vineyard R.C.	2942 Vineyard Ave, Los Angeles, CA 90016	Pacific	10

Table Tennis

DIRECT COST							
	Details	Estimated # Participants or Hours (per Quarter)	# of Sites	Item Cost	Total Cost (per Quarter)	Total Cost (per Year)	Unit Cost
Costs Calculated by Participation		400					
	Instructors Ratio 1 to 10						
	4 Hrs per week / 8 weeks	96	10	\$45	\$43,200	\$172,800	\$108
	Tournaments				\$5,000	\$20,000	\$12.50
Total					\$48,200	\$192,800	\$142.67

EQUIPMENT						
			# of Sites	Equipment	Cost of Equipment	FY 23/24 Project Plan (This Request)
Costs Calculated by Number of Sites			10	1	\$4,165	\$41,650
Total Cost						\$234,450

ITEM	PRICE \$
Paddles (15) X 10 Sites = 150 X \$15	\$2,250.00
Table Tennis Table 20 X \$1800, 2 per site	\$36,000.00
Nets 2 per site = 20 X \$70	\$1,400.00
Ping Pong Balls - 400 sets	\$2,000.00
Total	\$41,650.00

Attachment 53
List of Table Tennis

Table Tennis : List of Sites				
	Facility	Address	Region	CD
1	Alpine	817 Yale St., Los Angeles, CA 90012	Metro	1
2	Echo Park	1632 Bellevue Ave, Los Angeles, CA 90026	Metro	13
3	EXPO	3980 South Bill Robertson Lane, Los Angeles, CA 90037	EXPO	9
4	Granada Hills	16730 Chatworth St.,Granada Hills, CA 91344	Valley	12
5	Lafayette MultiPurpose Community Center	625 South Lafayette Park Place, Los Angeles, CA 90057	Metro	10
6	Loren Miller	2717 Halldale Ave, Los Angeles, CA 90018	Pacific	8
7	Normandale	22400 S. Halldale Ave., Los Angeles, CA 90501	Pacific	15
8	Oakwood	767 California Ave., Venice, CA 90291	West	11
9	Victory-Vineland R.C.	11117 Victory Blvd., North Hollywood, CA 91606	Valley	2
10	Westwood	1350 Sepulveda Blvd.,Los Angles, CA 90025	West	5

Triathlon							
DIRECT COST							
		Estimated # Participants or Hours (per Quarter)	# of Sites	Item Cost	Total Cost (per Quarter)	Total Cost (per Year)	Unit Cost
Costs Calculated by Participation		60					
	Instructors Ratio 1 to 10 4 Hrs per week / 8 weeks	96	3	\$45	\$12,960	\$51,840	\$216
	Instructors Ratio Lifeguard 1 to 10 4 Hrs per week / 8 weeks	96	3	\$45	\$12,960	\$51,840	\$216
	Tournaments					\$5,000	\$21
Subtotal						\$108,680	

PERSONAL EQUIPMENT						
				# of Participants	Cost of Personal Equipment	FY 24/25 Project Plan
Personal Equipment				120	\$523	\$62,760

Total Cost	\$171,440
------------	-----------

ITEM	PRICE \$
Wetsuits	\$100
Bikes	\$300
Running shoes	\$75
Goggles	\$15
Swim Cap	\$3
Helmets	\$30
Total	\$523

Attachment 55
List of Triathlon Sites

List of Sites - Triathlon				
	Facility	Address	Region	CD
1	Michelle and Barack Obama Sports Complez	5001 Rodeo Rd. Los Angeles, CA 90016	Pacific	10
2	Queen Anne RC	1240 West Blvd. Los Angeles, CA 90019	Metro	10
3	Van Nuys Sherman Oaks	14201 Huston St. Sherman Oaks, CA 91423	Valley	4

Adaptive Archery

Direct Cost									
	Estimated Number Of Participants (Annual)	Participants Per Site	Rate	Number Of Staff	Recreation Instructor Hours / Recreation Assistant	Number Of Clinics	Number Of Sites	Number Of Quarters (Summer)	Total Cost Per Year
	48								
Skilled Trained Instructor (RFQ)	-	-	-	-	-	-	-	-	\$45,000
Equipment (RFQ)									\$20,000
Assistant Instructor/Coach	-	-	31	2	6	6	1	1	\$2,232
Sport Jersey	48	23	\$14	-	-		1		\$672
Awards	48	23	\$8	-	-		1		\$384
Total:									\$68,288

Total Cost	\$68,288
------------	----------

FY 24-25
Participating Recreation Centers
Easton-Rancho Park Archery Range (Cheviot Hills)

Adaptive Athletics

Direct Cost									
	Estimated Number Of Participants (Annual)	Participants Per Site	Rate	Number Of Staff	Recreation Instructor Hours / Recreation Assistant	Number Of Class	Number Of Sites	Number Of Quarters (Spring)	Total Cost Per Year
	20								
Skilled Trained Instructor (RFQ)	-	-	-	-	-	-	-	-	\$40,000
Equipment (RFQ)									\$20,000
Assistant Instructor/Coach	-	-	31	2	5	4	1	1	\$1,240
Sport Jersey	20	20	\$14	-	-	-	1	1	\$280
Awards	20	20	\$8	-	-	-	1	1	\$160
Total:									\$61,680

Total Cost	\$61,680
------------	----------

FY 24-25
Participating Recreation Centers
Michelle and Barack Obama Sports Complex (formerly Rancho Cienega Sports Complex)

Adaptive Kayaking

Direct Cost									
	Estimated Number Of Participants (Annual)	Participants Per Site	Rate	Number Of Staff	Recreation Instructor Hours / Recreation Assistant	Number Of Clinics	Number Of Sites	Number Of Quarters	Total Cost Per Year
	48								
Classes/Lessons (Summer)									
Instructor/Coach	-		\$45	12	6	8	2	1	\$51,840
Post activity event	48		\$20						\$960
Instructor/Coach uniform (***) see detail below)									\$1,736
Participant uniform (***) see detail below)									\$2,496
								Total:	\$57,032

EQUIPMENT COST							
EQUIPMENT		Per Item Cost	Units Per Site	Equipment Cost Per Site	No. of Sites		FY 24/25 Project Plan (This Request)
Paddle leash		\$30.00	12	\$360.00	2		\$ 720
Kayak		\$1,000.00	4	\$4,000.00	2		\$ 8,000
Kayak stabilizer		\$350.00	8	\$2,800.00	2		\$ 5,600
		\$2,100.00	4	\$8,400.00	2		\$ 16,800
2 person kayak							
Kayak seats		\$85.00	16	\$1,360.00	2		\$ 2,720
Oars		\$100.00	16	\$1,600.00	2		\$ 3,200
Kayak outrigger		\$220.00	12	\$2,640.00	2		\$ 5,280
Kayak accessory leash		\$10.00	36	\$360.00	2		\$ 720
Sun Screen		\$109.00	3	\$327.00	2		\$ 654
First aid kit		\$120.00	1	\$120.00	2		\$ 240
Water jugs		\$55.00	2	\$110.00	2		\$ 220
Kayak cart		\$150.00	8	\$1,200.00	2		\$ 2,400
Plastic boat repair kit		\$55.00	2	\$110.00	2		\$ 220
Buoys		\$150.00	10	\$1,500.00	2		\$ 3,000
Rope		\$50.00	20	\$1,000.00	2		\$ 2,000
Rope and anchor kit		\$50.00	30	\$1,500.00	2		\$ 3,000
GoPro camera		\$500.00	2	\$1,000.00	2		\$ 2,000
GoPro accessories kit		\$50.00	2	\$100.00	2		\$ 200
Total Equipment							\$ 56,974
Total Cost						\$	116,502

***INSTRUCTOR/PARTICIPANT UNIFORM			
	Cost	Participant	Total Cost Fall/Winter/Spring
Instructor - Rash Guards	\$30.00	28	\$840.00
Instructor - Shorts	\$25.00	28	\$700.00
Instructor - T Shirt	\$7.00	28	\$196.00
Total			\$1,736.00
Participant - Rash Guards	\$30.00	48	\$1,440.00
Participant- Hat	\$15.00	48	\$720.00
Participant - T Shirt	\$7.00	48	\$336.00
Total			\$2,496.00

Attachment 59
List of Adaptive Kayaking Sites

Adaptive Kayaking (Summer)			
	Facility	Address	Region CD
1	109th Pool	1500 E. 109th St., Los Angeles, CA 90059	Pacific 15
2	Central Pool	1357 East 22nd St., Los Angeles, CA 90011	Pacific 9
3	Cheviot Hills Pool	2693 Motor Ave., Los Angeles, CA 90064	Pacific 5
4	Costello Pool	3121 E. Olympic Blvd., Los Angeles, CA 90023	Metro 14
5	Downey Pool	1775 N. Spring St., Los Angeles, CA 90031	Metro 1
6	Fernangeles Pool	8851 Laurel Canyon Blvd, Sun Valley, CA 91352	Valley 6
7	Griffith Park Pool	3401 Riverside Dr., Los Angeles, CA 90027	Metro 4
8	Harbor Pool	1221 N. Figueroa Pl., Wilmington, CA 90744	Pacific 15
9	Highland Pool	6150 N. Piedmont Avenue, Los Angeles, CA 90042	Metro 1
10	Jackie Tatum/Harvard Pool	6120 Denker St., Los Angeles, CA 90047	Pacific 8
11	Lanark Pool	21817 Strathern St., Canoga Park, CA 91304	Valley 3
12	Mar Vista Pool	11655 Palms Blvd., Los Angeles, CA 90066	Pacific 11
13	North Hollywood Pool	5301 Tujunga Ave., North Hollywood, CA 91601	Valley 2
14	Northridge Pool	10058 Reseda Blvd., Northridge, CA 91324	Valley 12
15	Pan Pacific Park Pool	141 S. Gardner St., Los Angeles, CA 90036	Pacific 4
16	Pecan Pool	120 S. Gless St., Los Angeles, CA 90033	Metro 14
17	Reseda Pool	18411 Victory Blvd, Reseda, CA 91335	Valley 3
18	Ritchie Valens Pool	10731 Laurel Canyon Blvd., Pacoima, CA 91331	Valley 7
19	Ross Snyder Pool	1501 East 41st St., Los Angeles, CA 90011	Pacific 9
20	Rustic Canyon Pool	601 Latimer Rd., Pacific Palisades, CA 90402	Pacific 11
21	Sepulveda Pool	8737 Kester Ave., Panorama City, CA 91402	Valley 6
22	South Park Pool	345 East 51st St., Los Angeles, CA 90011	Pacific 9
23	Stoner Park Pool	1835 Stoner Ave., Los Angeles, CA 90025	Pacific 11
24	Sun Valley Pool	8123 Vineland Ave., Sun Valley, CA 91352	Valley 6
25	Sylmar Pool	13109 Borden Ave, Los Angeles, CA 91342	Valley 7
26	Valley Plaza Pool	6715 Laurelgrove Ave., North Hollywood, CA 91606	Valley 2
27	Westchester Pool	9100 Lincoln Blvd., Los Angeles, CA 90045	Pacific 11
28	Woodland Hills Pool	5858 Shoup Ave., Woodland Hills, CA 91367	Valley 3
29	Yosemite Pool	1840 Yosemite Dr., Los Angeles, CA 90041	Metro 14
30	Algin Sutton Pool	8800 S. Hoover St., Los Angeles, CA 90044	Pacific 8
31	Banning Pool	1450 N. Avalon Blvd., Wilmington, CA 90744	Pacific 15
32	Celes King III Pool	5001 Rodeo Rd, Los Angeles, CA 90016	Pacific 10
33	Cleveland Pool	8120 Vanalden Ave., Reseda, CA 91335	Valley 3
34	Dymally Pool	8800 San Pedro St., Los Angeles CA 90003	Pacific 9
35	Echo Deep Pool	1419 Colton St., Los Angeles, CA 90026	Metro 1
36	EG Roberts Pool	4526 W. Pico Blvd., Los Angeles, CA 90019	Pacific 10
37	Fremont Pool	7630 Towne Ave., Los Angeles, CA 90003	Pacific 9
38	Glassell Pool	3704 Verdugo Rd., Los Angeles, CA 90065	Metro 1
39	Granada Hills Pool	16730 Chatsworth St., Granada Hills, CA 91344	Valley 12
40	Hey Rookie Pool	3601 S. Gaffey St., San Pedro, CA 90731	Pacific 15
41	Hollywood Pool	1122 Cole Ave., Los Angeles, CA 90038	Pacific 13
42	Hubert Humphrey Pool	12560 Filmore St., Pacoima, CA 91331	Valley 7
43	John C. Argue Swim Stadium	3980 Bill Robertson Lane, Los Angeles, CA 90037	Expo 9
44	LACES Pool	5931 W. 18th St., Los Angeles, CA 90035	Pacific 10
45	Lincoln Pool	3501 Valley Blvd, Los Angeles, CA 90031	Metro 1
46	Peck Park Pool	560 N. Western Ave., San Pedro, CA 90732	Pacific 15
47	Richard Alatorre Pool	4721 Klamath St., Los Angeles, CA 90032	Metro 14
48	Roosevelt Pool	456 S. Mathews St., Los Angeles, CA 90033	Metro 14
49	Van Ness Pool	5720 2nd Avenue, Los Angeles, CA 90043	Pacific 2
50	Van Nuys Sherman Oaks Pool	14021 Huston St., Van Nuys, CA 91423	Valley 4
51	Venice High School Indoor Pool	2490 Walgrove Ave., Los Angeles, CA 90066	Pacific 11
52	Verdugo Hills Pool	10654 Irma Ave., Tujunga, CA 91042	Valley 7
53	Westwood Pool	1350 Sepulveda Blvd., Los Angeles, CA 90025	Pacific 5

Adaptive Skateboarding

Direct Cost									
	Estimated Number Of Participants (Annual)	Participants Per Site	Rate	Number Of Staff	Recreation Instructor Hours / Recreation Assistant	Number Of Clinics	Number Of Sites	Number Of Quarters (Fall)	Total Cost Per Year
	48								
Skilled Trained Instructor (RFQ)	-	-	-	-	-	-	-	-	\$48,712
Equipment (RFQ)									\$13,000
Assistant Instructor/Coach	-	-	31	2	5	1	4	1	\$1,240
Sport Jersey	48	12	\$14	-	-		4		\$672
Awards	48	12	\$8	-	-		4		\$384
Total:									\$64,008

Total Cost	\$64,008
------------	----------

FY 24-25
Participating Recreation Centers
Chevy Chase
Harbor City
Stoner
Westchester

Adaptive Swimming

Direct Cost (Summer)										
	Estimated Number Of Participants (Annual)	Participants Per Site	Rate	Number Of Staff	Lifeguard Swim Instructor/ Staff Hours	Number of Days per Session	Number Of Sessions	Number Of Sites	Number Of Quarters (Summer)	Total Cost Per Year
	220									
Lifeguard/Swim Instructor	-	-	\$45	1	0.5	10	4	55	1	\$49,500
Shirts		5	\$10	-	-		4	55	1	\$11,000
Awards		5	\$6	-	-		4	55	1	\$6,600
									Total:	\$67,100
Direct Cost (Fall, Winter & Spring)										
	Estimated Number Of Participants (Annual)	Participants Per Site	Rate	Number Of Staff	Lifeguard Swim Instructor/ Staff Hours	Number of Days per Session	Number Of Sessions	Number Of Sites	Number Of Quarters (Fall, Winter, Spring)	Total Cost Per Year
	278									
Lifeguard/Swim Instructor	-	-	\$45	1	0.5	8	3	20	3	\$32,400
Shirts		5	\$10	-	-		3	20	3	\$9,000
Awards		5	\$6	-	-		3	20	3	\$5,400
									Total:	\$46,800
Equipment										
Description	Estimated Number Of Participants	Participants Per Site	Rate	Number Of Sets	Lifeguard Swim Instructor/ Staff Hours	Number of Days per Session	Number Of Sessions	Number Of Sites	Number Of Quarters (Fall, Winter & Spring)	Total Cost Per Year
Pool Noodles	100	5	\$10	-	-		-	55	-	\$2,750
Pull Bouys	100	5	\$10	-	-		-	55	-	\$2,750
Kick Boards	100	5	\$15	-	-		-	55	-	\$4,125
Totemaster	100	5	\$192.50	-	-		-	55	-	\$10,588
									Total:	\$20,213
Total Cost										\$134,113

FY 24-25
All Season Aquatic Centers
Algin Sutton
Banning
Celes King III
Cleveland
Echo
EG Roberts
EXPO
Fremont
Glassell
Hubert Humphrey
Lincoln
Richard Alatorre
Roosevelt
Van Ness
Summer Only Aquatic Centers
109th
Central
Costello
Downey
Fernangeles
Green Meadows
Harbor
Highland
Hollywood
IT/Harvard
Lanark
North Hollywood
Pecan
Reseda
Ritchie Valens
Ross Snyder
Sepulveda
South Park
Sun Valley
Sylmar
Valley Plaza
Yosemite

Blind Soccer

Direct Cost									
	Estimated Number Of Participants (Annual)	Participants Per Site	Rate	Number Of Staff	Recreation Instructor Hours / Recreation Assistant	Number Of Clinics	Number Of Sites	Number Of Quarters (Fall)	Total Cost Per Year
	45								
Skilled Trained Instructor (RFQ)	-	-	-	-	-	-	-	-	\$50,539
Equipment (RFQ)									\$22,000
Assistant Instructor/Coach	-		\$31.00	2	5	8	2	1	\$4,960
Sport Jersey	45	10	\$14	-			2	1	\$630
Awards	45	10	\$8	-			2	1	\$360
Total:									\$78,489
Total Cost									
									\$78,489

FY 24-25
Participating Recreation Centers
Marvista
Hubert Humphreys

Goalball

Direct Cost									
	Estimated Number Of Participants (Annual)	Participants Per Site	Rate	Number Of Staff	Recreation Instructor Hours / Recreation Assistant	Number Of Clinics	Number Of Sites	Number Of Quarters (Spring)	Total Cost Per Year
	40								
Clinic (Spring)									
Skilled Trained Instructor (RFQ)	-	-	-	-	-	-	-	-	\$50,539
Equipment (RFQ)									\$22,000
Assistant Instructor/Coach	-		\$31.00	2	5	4	1	1	\$1,240
Sport Jersey	40	10	\$14	-			1	1	\$560
Awards	40	10	\$8	-			1	1	\$320
Total:									\$74,659
Total Cost									
									\$74,659

FY 24-25
Participating Recreation Centers
Michelle and Barack Obama

Para Equestrian

Direct Cost									
	Estimated Number Of Participants (Annual)	Participants Per Site	Rate	Number Of Staff	Recreation Instructor Hours / Recreation Assistant	Number Of Classes/ Clinics	Number Of Sites	Number Of Quarters (Summer, Fall, Winter and Spring)	Total Cost Per Year
	108								
Classes (Year Round)									
Skilled Trained Instructor (RFQ)	-	-	-	-	-	-	-	-	\$132,761
Equipment (RFQ)									\$50,000
Assistant Instructor/Coach	-	-	31	2	4	8	1	4	\$7,936
Sport Jersey	48	12	\$14	-	-	-	1	4	\$672
Awards	48	12	\$8	-	-	-	1	4	\$384
Clinics (Fall & Spring)									
Assistant Instructor/Coach	-	-	\$31	2	6	4	1	4	\$5,952
Sport Jersey	60	15	\$14	-	-	-	1	4	\$840
Awards	60	15	\$8	-	-	-	1	4	\$480
								Total:	\$199,025
Total Cost									\$199,025

FY 24-25
Participating Recreation Centers
LA Equestrian Center
Hansen Dam Equestrian Center
TBD

Para Surfing

Direct Cost									
	Estimated Number Of Participants (Annual)	Participants Per Site	Rate	Number Of Staff	Recreation Instructor Hours / Recreation Assistant	Number Of Clinics	Number Of Sites	Number Of Quarters (Summer)	Total Cost Per Year
	85								
Classes/Lessons (Summer)									
Skilled Trained Instructor (RFQ)	-	-	-	-	-	-	-	-	\$40,451
Equipment (RFQ)									\$20,000
Assistant Instructor/Coach	-		\$31	2	6	8	1	1	\$2,976
Sport Jersey	80	80	\$14	-	-	3	1	1	\$1,120
Awards	80	80	\$8	-	-	3	1	1	\$640
								Total:	\$65,187

Total Cost	\$65,187
------------	----------

FY 24-25
Participating Recreation Centers
Venice Beach

Sitting Volleyball

Direct Cost									
	Estimated Number Of Participants (Annual)	Participants Per Site	Rate	Number Of Staff	Recreation Instructor Hours / Recreation Assistant	Number Of Clinics	Number Of Sites	Number Of Quarters (Winter)	Total Cost Per Year
	60								
Skilled Trained Instructor (RFQ)	-	-	-	-	-	-	-	-	\$34,582
Equipment (RFQ)									\$10,000
Assistant Instructor/Coach	-	-	31	2	4	1	5	1	\$1,240
Sport Jersey	60	12	\$14	-	-	1	5	1	\$840
Awards	60	12	\$8	-	-	1	5	1	\$480
Total:									\$47,142
Total Cost									
									\$47,142

FY 24-25
Participating Recreation Centers
Expo
Van Nuys/Sherman Oaks
Michelle and Barack Obama Sports
Complex (formerly Rancho Cienega
Sports Complex)
Cheviot Hills
Rio de Los Angeles

Wheelchair Basketball

Direct Cost									
	Estimated Number Of Participants (Annual)	Participants Per Site	Rate	Number Of Staff	Recreation Instructor Hours / Recreation Assistant	Number Of Clinics	Number Of Sites	Number Of Quarters (Winter)	Total Cost Per Year
	50								
Skilled Trained Instructor (RFQ)	-	-	-	-	-	-	-	-	\$45,000
Equipment (RFQ)									\$30,000
Assistant Instructor/Coach	-	-	31	2	4	1	5	1	\$1,240
Sport Jersey	50	13	\$14	-	-	1	5	1	\$700
Awards	50	13	\$8	-	-	1	5	1	\$400
Total:									\$77,340
Total Cost									
									\$77,340

FY 24-25
Participating Recreation Centers
EXPO
Glassell
Lake View Terrace
Michelle and Barack Obama
Westwood RC

Wheelchair Tennis

Direct Cost									
	Estimated Number Of Participants (Annual)	Participants Per Site	Rate	Number Of Staff	Recreation Instructor Hours / Recreation Assistant	Number Of Clinics	Number Of Sites	Number Of Quarters (Spring)	Total Cost Per Year
	48								
Skilled Trained Instructor (RFQ)	-	-	-	-	-	-	-	-	\$36,250
Equipment (RFQ)									\$30,000
Assistant Instructor/Coach	-	-	31	2	4	2	2	1	\$992
Sport Jersey	48	12	\$14	-	-		2		\$672
Awards	48	12	\$8	-	-		2		\$384
Total:									\$68,298
Total Cost									
									\$68,298

FY 24-25
Participating Recreation Centers
Glassell
Studio City

Trainings

	Description	Trainings Per Year	Total Cost Per Year
Training RFQ	Contracted Vendor Will Be Qualified To Train Our Recreation Professionals On Adaptive Sport(s) Topics. Including But Not Limited To, Sensitivity Training For Working With Youth With Disabilities, Sports And Disability Awareness And Communication. Guest Speakers, Professional Trainiers And Paralympic Athletes May Be Invited To Speak At Some Professional Development Trainings. In Selected Instances, The Budget May Cover Travel And Accomodations For Some. Program Staff May Attend Outside Training And Professional Development At Conferences And Workshops To Stay Relevant And Current On Changes In Laws And Trends In Paralympic Sports And The Disabled Community. Conference Fees, Travel And Accomodations Are Included.	3	\$10,000
Professional Development			\$6,000
Total Cost			\$16,000

Special Events

Event Cost							
Item	Cost	Quantity	Number Of Special Events Per Year	Instructor /	Description	Total Cost Per Year	
Event Planning - RFQ			4		Adaptive Sports and Resource Events	\$40,000	
Annual Kickoff Events			1		Annual Kickoff, locations TBD	\$25,000	
Participant Shirts	\$14	500	2		Shirts Will Be Awarded To Participants To Acknowledge And Promote The Program	\$4,000	
Volunteer Shirts	\$14	100	2		Shirts Will Be Awarded To Volunteers To Acknowledge And Promote The Program	\$1,600	
Medical Support			5 (D7+D8)		Specialized onsite medical personnel for adaptive participant safety	\$20,000	
		Rate	Number Of Staff	Recreation	Number Of Special	Description	Total Cost Per Year
Special Events Support		31	8	8	2		\$3,968
Total Cost							\$94,568

		Rate	Number Of Staff	Recreation	Number Of Special	Description	Total Cost Per Year
Special Events Support		31	8	8	2		\$3,968

Total Cost	\$94,568
-------------------	-----------------

Attachment 71

PlayLA Program Marketing/Branding/Outreach Budget

	Non Adaptive	Adaptive Sports
Marketing		
Creative Firm / Media Strategy Consulting Services	\$170,000	\$162,000
Web Design & Development		\$4,000
Photo/Videography Services	\$40,000	
Impact Research (surveys, focus groups, studies, etc)	\$30,000	
Outdoor Production/Printing (bus shelters, benches, etc)	\$50,000	
Translation Services	\$15,000	
Target Direct Mail (mailing labels)	\$50,000	\$15,000
Protional Collatoral (Branded materials/swag)	\$60,000	\$15,000
Event Activations	\$20,000	\$15,000
EXPO / Tradeshow / Community Events	\$10,000	\$7,500
Brand Endorsements	\$20,000	\$15,000
Subtotal	\$465,000	\$233,500
Printing		
Printing (Banners, flyers, postcards)	\$100,000	
Subtotal	\$100,000	
Media Buy		
Paid Digital Media (online and social ads)	\$20,000	\$25,000
Traditional Media Buy (TV, Radio, Newspaper, Magazine)	\$100,000	\$30,000
Subtotal	\$120,000	\$55,000
Total	\$685,000	\$288,500



PROJECT PLAN

YOUTH SPORT PARTNERSHIP



TO:
LA 2028
ATTENTION: Kathy Carter, Chief Executive Officer
10900 Wilshire Blvd., Suite 700
Los Angeles, CA 90024

DOCUMENT NO.: LA28-005
FISCAL YEAR: 2024/2025

Summary (Brief)

		Enrollments	Costs \$
Recreation Centers			
I. Current Programs			
Prequalified Sites (88)	147,242	\$	18,387,960
Non Prequalified Sites (35)	7,295	\$	1,128,436
Less Baseline Funding			
Gen Fund (estimate)		\$	(1,764,035)
GPLA (estimate)		\$	(823,587)
Dodgers (estimate)		\$	(150,000)
II. Pilot Programs			
1) Soccer Development Program		\$	20,000
III. Legacy Signature Programs			
1) Golf	384	\$	43,808
2) Judo	2,400	\$	432,600
3) Marathon Training	3,800	\$	47,802
4) Skateboard	1,200	\$	231,800
5) Tae Kwon Do	480	\$	145,880
6) Tennis	2,400	\$	284,400
7) Track and Field	1,600	\$	256,320
Subtotal Recreation Centers	166,801	\$	18,241,384

Aquatics			
I. Swim Lessons/Teams			
Prequalified Sites (37)	27,105	\$	1,468,567
Non Prequalified Sites (16)	3,978	\$	307,582
Extended Hours - Swim Lessons		\$	481,281
Less Baseline Funding			
Gen Fund (estimate)		\$	(1,423,775)
Kaiser		\$	(204,000)
LA84		\$	(85,000)
Other Cost: Swim Lessons/Teams			
Personal Equipment - Swim Lessons		\$	382,200
Equipment		\$	328,640
II. Surfing			
Surfing	437	\$	358,558
Subtotal Aquatics	31,520	\$	1,614,053

Signature Youth Sports Programs			
I. Aquatics			
1) Aquatic Pentathlon	300	\$	272,917
2) Inner Tube Water Polo	180	\$	208,716
3) Kayak	180	\$	348,824
4) Stand-Up Paddleboard	200	\$	162,528
5) Team SwimLA Surfing Team	100	\$	204,868
6) USA Swim Team	2,160	\$	1,876,236
7) USA Water Polo Team	400	\$	571,668
II. Sports & Fitness			



PROJECT PLAN

YOUTH SPORT PARTNERSHIP



TO:
LA 2028
ATTENTION: Kathy Carter, Chief Executive Officer
10900 Wilshire Blvd., Suite 700
Los Angeles, CA 90024



DOCUMENT NO.: LA28-005
FISCAL YEAR: 2024/2025

Summary (Brief)

	Enrollments	Costs \$
1) Archery	1,360	\$ 304,200
2) Boxing	2,800	\$ 459,400
3) Climbing	180	\$ 21,416
4) Equestrian	180	\$ 144,416
5) Fencing	1,360	\$ 261,109
6) Karate	1,200	\$ 286,160
7) Table Tennis	1,600	\$ 234,450
8) Triathlon	240	\$ 171,440
III. Adaptive Sports		
1) Adaptive Archery	48	\$ 68,288
2) Adaptive Athletics	20	\$ 61,680
3) Adaptive Kayaking	48	\$ 116,502
4) Adaptive Skateboarding	48	\$ 64,008
5) Adaptive Swimming	498	\$ 134,113
6) Blind Soccer	45	\$ 78,489
7) Goalball	40	\$ 74,659
8) Para Equestrian	108	\$ 199,025
9) Para Surfing	85	\$ 65,187
10) Sitting Volleyball	60	\$ 47,142
11) Wheelchair Basketball	50	\$ 77,340
12) Wheelchair Tennis	48	\$ 68,298
13) Trainings		\$ 16,000
14) Special Events		\$ 94,568
Subtotal Signature Youth Programs	13,538	\$ 6,693,647

Other Costs		
Safe Sport	\$	200,000
Marketing - Non Adaptive	\$	465,000
Marketing - Adaptive	\$	233,500
Printing	\$	100,000
Media Buy	\$	175,000
Subtotal Other Costs	-	\$ 1,173,500

Total	211,859	\$ 27,722,584
--------------	----------------	----------------------

 <div style="display: inline-block; text-align: center; margin-left: 20px;"> PROJECT PLAN YOUTH SPORT PARTNERSHIP </div> 																																									
TO: LA 2028 ATTENTION: Kathy Carter, Chief Executive Officer 10900 Wilshire Blvd., Suite 700 Los Angeles, CA 90024	DOCUMENT NO.: LA28-005 FISCAL YEAR: 2024/2025																																								
RECREATION CENTERS																																									
I. CURRENT PROGRAMS																																									
(See Attachment 1 for Description; Attachments 2a & 2b for Program Dates and Coach Training; Attachments 3 & 4 for Detail)																																									
ESTIMATED ENROLLMENT TOTALS: "A"	<table border="1" style="margin: auto;"> <tr> <th style="width: 40%;">LEAGUES</th> <th style="width: 40%;">CLASSES</th> <th style="width: 20%;">TOTALS</th> </tr> <tr> <td style="text-align: center;">71,534</td> <td style="text-align: center;">83,003</td> <td style="text-align: center;">154,537</td> </tr> </table>	LEAGUES	CLASSES	TOTALS	71,534	83,003	154,537																																		
LEAGUES	CLASSES	TOTALS																																							
71,534	83,003	154,537																																							
CATEGORY <i>Instructors</i> <i>Coaches</i> <i>Officials</i> <i>Uniforms</i> <i>Shared Equipment</i> <i>Pre and Post events</i> <i>Trophies</i>	<table border="1" style="margin: auto;"> <tr> <th style="width: 20%;">UNIT COST</th> <th style="width: 20%;">TOTAL</th> <th style="width: 20%;">UNIT COST</th> <th style="width: 20%;">TOTAL</th> <th style="width: 20%;">TOTALS</th> </tr> <tr> <td>\$ 40</td> <td>\$ 2,861,368</td> <td>\$ 40</td> <td>\$ 3,320,120</td> <td>\$ 3,320,120</td> </tr> <tr> <td>\$ 37</td> <td>\$ 2,646,765</td> <td></td> <td></td> <td>\$ 2,861,368</td> </tr> <tr> <td>\$ 40</td> <td>\$ 2,861,368</td> <td></td> <td></td> <td>\$ 2,646,765</td> </tr> <tr> <td>\$ 30</td> <td>\$ 2,146,026</td> <td>\$ 20</td> <td>\$ 1,660,060</td> <td>\$ 2,861,368</td> </tr> <tr> <td>\$ 20</td> <td>\$ 1,430,684</td> <td>\$ 20</td> <td>\$ 1,660,060</td> <td>\$ 3,806,086</td> </tr> <tr> <td>\$ 13</td> <td>\$ 929,945</td> <td></td> <td></td> <td>\$ 3,090,744</td> </tr> <tr> <td></td> <td></td> <td></td> <td></td> <td>\$ 929,945</td> </tr> </table>	UNIT COST	TOTAL	UNIT COST	TOTAL	TOTALS	\$ 40	\$ 2,861,368	\$ 40	\$ 3,320,120	\$ 3,320,120	\$ 37	\$ 2,646,765			\$ 2,861,368	\$ 40	\$ 2,861,368			\$ 2,646,765	\$ 30	\$ 2,146,026	\$ 20	\$ 1,660,060	\$ 2,861,368	\$ 20	\$ 1,430,684	\$ 20	\$ 1,660,060	\$ 3,806,086	\$ 13	\$ 929,945			\$ 3,090,744					\$ 929,945
UNIT COST	TOTAL	UNIT COST	TOTAL	TOTALS																																					
\$ 40	\$ 2,861,368	\$ 40	\$ 3,320,120	\$ 3,320,120																																					
\$ 37	\$ 2,646,765			\$ 2,861,368																																					
\$ 40	\$ 2,861,368			\$ 2,646,765																																					
\$ 30	\$ 2,146,026	\$ 20	\$ 1,660,060	\$ 2,861,368																																					
\$ 20	\$ 1,430,684	\$ 20	\$ 1,660,060	\$ 3,806,086																																					
\$ 13	\$ 929,945			\$ 3,090,744																																					
				\$ 929,945																																					
TOTAL COSTS (REC CENTERS): "B"	<table border="1" style="margin: auto;"> <tr> <td style="width: 20%;">\$ 180</td> <td style="width: 20%;">\$ 12,876,156</td> <td style="width: 20%;">\$ 80</td> <td style="width: 20%;">\$ 6,640,240</td> <td style="width: 20%;">\$ 19,516,396</td> </tr> </table>	\$ 180	\$ 12,876,156	\$ 80	\$ 6,640,240	\$ 19,516,396																																			
\$ 180	\$ 12,876,156	\$ 80	\$ 6,640,240	\$ 19,516,396																																					
Less: Projected Baseline Funding Rec and Parks General Fund - Rec Centers (estimate) GPLA (estimate) Dodgers (estimate) Total Projected Baseline Funding "C"																																									
	<table border="1" style="margin: auto;"> <tr> <td style="width: 40%;"></td> <td style="width: 20%; text-align: right;">\$ (1,764,035)</td> <td style="width: 20%;"></td> <td style="width: 20%;"></td> </tr> <tr> <td></td> <td style="text-align: right;">\$ (823,587)</td> <td></td> <td></td> </tr> <tr> <td></td> <td style="text-align: right;">\$ (150,000)</td> <td></td> <td></td> </tr> <tr> <td></td> <td></td> <td></td> <td style="text-align: right;">\$ (2,737,622)</td> </tr> </table>		\$ (1,764,035)				\$ (823,587)				\$ (150,000)						\$ (2,737,622)																								
	\$ (1,764,035)																																								
	\$ (823,587)																																								
	\$ (150,000)																																								
			\$ (2,737,622)																																						
TOTAL COSTS LESS PROJECTED BASELINE FUNDING (REC CENTERS - CURRENT PROGRAMS): "D" ("B + C")	<table border="1" style="margin: auto;"> <tr> <td style="width: 40%;"></td> <td style="width: 20%;"></td> <td style="width: 20%;"></td> <td style="width: 20%; text-align: right;">\$ 16,778,774</td> </tr> </table>				\$ 16,778,774																																				
			\$ 16,778,774																																						
II. PILOT PROGRAMS																																									
(See Attachment 1 for Description)																																									
1) Soccer Development Program "E"	<table border="1" style="margin: auto;"> <tr> <td style="width: 40%;"></td> <td style="width: 20%;"></td> <td style="width: 20%;"></td> <td style="width: 20%; text-align: right;">\$ 20,000</td> </tr> </table>				\$ 20,000																																				
			\$ 20,000																																						
TOTAL COSTS (PILOT PROGRAMS): "F" ("E")	<table border="1" style="margin: auto;"> <tr> <td style="width: 40%;"></td> <td style="width: 20%;"></td> <td style="width: 20%;"></td> <td style="width: 20%; text-align: right;">\$ 20,000</td> </tr> </table>				\$ 20,000																																				
			\$ 20,000																																						
III. LEGACY SIGNATURE PROGRAMS																																									
1) GOLF (4 golf sites and 4 recreation centers)																																									
(See Attachments 5 & 6 for Detail)																																									
Estimated Enrollment Totals "G"	<table border="1" style="margin: auto;"> <tr> <th style="width: 40%;">GOLF COURSE SITES (RAP Instruction)</th> <th style="width: 40%;">REC CENTERS (RAP Instruction)</th> <th style="width: 20%;">TOTALS</th> </tr> <tr> <td style="text-align: center;">96</td> <td style="text-align: center;">224</td> <td style="text-align: center;">320</td> </tr> </table>	GOLF COURSE SITES (RAP Instruction)	REC CENTERS (RAP Instruction)	TOTALS	96	224	320																																		
GOLF COURSE SITES (RAP Instruction)	REC CENTERS (RAP Instruction)	TOTALS																																							
96	224	320																																							
CATEGORY <i>Golf Instructor</i> <i>Asst. Golf Instructor</i> <i>Asst. Golf Instructor - transportation</i> <i>Supplies</i>	<table border="1" style="margin: auto;"> <tr> <th style="width: 20%;">UNIT COST</th> <th style="width: 20%;">TOTAL</th> <th style="width: 20%;">UNIT COST</th> <th style="width: 20%;">TOTAL</th> <th style="width: 20%;">TOTALS</th> </tr> <tr> <td>\$ 52</td> <td>\$ 4,993</td> <td>\$ 52</td> <td>\$ 11,648</td> <td>\$ 16,641</td> </tr> <tr> <td>\$ 38</td> <td>\$ 3,647</td> <td>\$ 38</td> <td>\$ 8,512</td> <td>\$ 12,159</td> </tr> <tr> <td>\$ 25</td> <td>\$ 2,432</td> <td>\$ -</td> <td>\$ -</td> <td>\$ 2,432</td> </tr> <tr> <td>\$ 28</td> <td>\$ 2,688</td> <td>\$ 28</td> <td>\$ 6,272</td> <td>\$ 8,960</td> </tr> </table>	UNIT COST	TOTAL	UNIT COST	TOTAL	TOTALS	\$ 52	\$ 4,993	\$ 52	\$ 11,648	\$ 16,641	\$ 38	\$ 3,647	\$ 38	\$ 8,512	\$ 12,159	\$ 25	\$ 2,432	\$ -	\$ -	\$ 2,432	\$ 28	\$ 2,688	\$ 28	\$ 6,272	\$ 8,960															
UNIT COST	TOTAL	UNIT COST	TOTAL	TOTALS																																					
\$ 52	\$ 4,993	\$ 52	\$ 11,648	\$ 16,641																																					
\$ 38	\$ 3,647	\$ 38	\$ 8,512	\$ 12,159																																					
\$ 25	\$ 2,432	\$ -	\$ -	\$ 2,432																																					
\$ 28	\$ 2,688	\$ 28	\$ 6,272	\$ 8,960																																					
Total "H"	<table border="1" style="margin: auto;"> <tr> <td style="width: 20%;">\$ 143</td> <td style="width: 20%;">\$ 13,760</td> <td style="width: 20%;">\$ 118.00</td> <td style="width: 20%;">\$ 26,432</td> <td style="width: 20%;">\$ 40,192</td> </tr> </table>	\$ 143	\$ 13,760	\$ 118.00	\$ 26,432	\$ 40,192																																			
\$ 143	\$ 13,760	\$ 118.00	\$ 26,432	\$ 40,192																																					
Estimated Enrollment Totals "I"	<table border="1" style="margin: auto;"> <tr> <th style="width: 40%;">GOLF COURSE SITES (Partner Instruction)</th> <th style="width: 40%;">REC CENTERS (Partner Instruction)</th> <th style="width: 20%;">TOTALS</th> </tr> <tr> <td style="text-align: center;">64</td> <td style="text-align: center;">-</td> <td style="text-align: center;">64</td> </tr> </table>	GOLF COURSE SITES (Partner Instruction)	REC CENTERS (Partner Instruction)	TOTALS	64	-	64																																		
GOLF COURSE SITES (Partner Instruction)	REC CENTERS (Partner Instruction)	TOTALS																																							
64	-	64																																							
CATEGORY <i>Golf Instructor</i> <i>Asst. Golf Instructor</i> <i>Asst. Golf Instructor - transportation</i> <i>Supplies</i>	<table border="1" style="margin: auto;"> <tr> <th style="width: 20%;">UNIT COST</th> <th style="width: 20%;">TOTAL</th> <th style="width: 20%;">UNIT COST</th> <th style="width: 20%;">TOTAL</th> <th style="width: 20%;">TOTALS</th> </tr> <tr> <td>\$ -</td> <td>\$ -</td> <td>\$ -</td> <td>\$ -</td> <td>\$ -</td> </tr> <tr> <td>\$ -</td> <td>\$ -</td> <td>\$ -</td> <td>\$ -</td> <td>\$ -</td> </tr> <tr> <td>\$ 29</td> <td>\$ 1,824</td> <td>\$ -</td> <td>\$ -</td> <td>\$ 1,824</td> </tr> <tr> <td>\$ 28</td> <td>\$ 1,792</td> <td>\$ -</td> <td>\$ -</td> <td>\$ 1,792</td> </tr> </table>	UNIT COST	TOTAL	UNIT COST	TOTAL	TOTALS	\$ -	\$ -	\$ -	\$ -	\$ -	\$ -	\$ -	\$ -	\$ -	\$ -	\$ 29	\$ 1,824	\$ -	\$ -	\$ 1,824	\$ 28	\$ 1,792	\$ -	\$ -	\$ 1,792															
UNIT COST	TOTAL	UNIT COST	TOTAL	TOTALS																																					
\$ -	\$ -	\$ -	\$ -	\$ -																																					
\$ -	\$ -	\$ -	\$ -	\$ -																																					
\$ 29	\$ 1,824	\$ -	\$ -	\$ 1,824																																					
\$ 28	\$ 1,792	\$ -	\$ -	\$ 1,792																																					
Total "J"	<table border="1" style="margin: auto;"> <tr> <td style="width: 20%;">\$ 57</td> <td style="width: 20%;">\$ 3,616</td> <td style="width: 20%;">\$ -</td> <td style="width: 20%;">\$ -</td> <td style="width: 20%;">\$ 3,616</td> </tr> </table>	\$ 57	\$ 3,616	\$ -	\$ -	\$ 3,616																																			
\$ 57	\$ 3,616	\$ -	\$ -	\$ 3,616																																					



PROJECT PLAN
YOUTH SPORT PARTNERSHIP



TO: **LA 2028**
ATTENTION: Kathy Carter, Chief Executive Officer
10900 Wilshire Blvd., Suite 700
Los Angeles, CA 90024

DOCUMENT NO.: LA28-005
FISCAL YEAR: 2024/2025

Equipment Cost

(Note: Replacement timeframe is variable; cost may occur again in future years)

Equipment for Golf sites

Equipment for Rec Centers

"K"

\$ -

1) Total Golf (4 golf sites and 4 recreation centers)

"L"
("H + J + K")

\$ 43,808

2) JUDO - USA Olympic sanction (20 sites)

(See Attachments 7 & 8 for Detail)

Estimated Enrollment Totals	"M"	CLASSES		TOTALS
		2,400		2,400
CATEGORY		UNIT COST	TOTAL	
Instructor		\$ 144	\$ 345,600	\$ 345,600
Uniform		\$ 30	\$ 72,000	\$ 72,000
Pre and Post events		\$ 6.25	\$ 15,000	\$ 15,000
Total	"N"	\$ 180.25	\$ 432,600	\$ 432,600

Equipment Cost

(Note: Replacement timeframe is variable; cost may occur again in future years)

Equipment - mats

"O"

2) Total Judo (20 sites)

"P"
("N + O")

\$ 432,600

3) MARATHON TRAINING

(See Attachments 9, 10 & 11 for Detail)

Estimated Enrollment Totals	"Q"	CLASSES		TOTALS
		3,800		3,800
CATEGORY		UNIT COST	TOTAL	
Awards		\$ 12.58	\$ 47,802	\$ 47,802
Total	"R"	\$ 12.58	\$ 47,802	\$ 47,802

3) Total Marathon Training

"S"
("R")

\$ 47,802

4) SKATEBOARDING (10 sites)

(See Attachments 12 & 13 for Detail)

Estimated Enrollment Totals	"T"	CLASSES		TOTALS
		1,200		1,200
CATEGORY		UNIT COST	TOTAL	
Instructor		\$ 144	\$ 172,800	\$ 172,800
Pre and Post events		\$ 16.67	\$ 20,000	\$ 20,000
Total	"U"	\$ 160.67	\$ 192,800	\$ 192,800

Equipment Cost

(Note: Replacement timeframe is variable; cost may occur again in future years)

Equipment - skateboards, helmets,
protective gear, tool kits (\$3,900 X
10 sites)

"V"

\$ 39,000

4) Total Skateboarding (10 sites)

"W"
("U + V")

\$ 231,800



PROJECT PLAN

YOUTH SPORT PARTNERSHIP



TO:	DOCUMENT NO.:	LA28-005
LA 2028	FISCAL YEAR:	2024/2025
ATTENTION: Kathy Carter, Chief Executive Officer 10900 Wilshire Blvd., Suite 700 Los Angeles, CA 90024		

5) TAE KWON DO (5 sites)

(See Attachments 14 & 15 for Detail)

Estimated Enrollment Totals	"X"	CLASSES	480	TOTALS	480
CATEGORY					
Instructor		UNIT COST		TOTAL	
Uniform		\$ 180	\$ 86,400	\$ 86,400	
Pre and Post events		\$ 60	\$ 28,800	\$ 28,800	
		\$ 41.67	\$ 20,000	\$ 20,000	
Total	"Y"	\$ 281.67	\$ 135,200	\$ 135,200	
Equipment Cost					
(Note: Replacement timeframe is variable; cost may occur again in future years)					
Equipment - mats (5 sites)	"Z"			\$ 10,680	
5) Total Tae Kwon Do (5 sites)	"AA" ("Y + Z")			\$ 145,880	

6) TENNIS (20 sites)

(See Attachments 16 & 17 for Detail)

Estimated Enrollment Totals	"AB"	CLASSES	2,400	TOTALS	2,400
CATEGORY					
Instructor		UNIT COST		TOTAL	
Uniform		\$ 108	\$ 259,200	\$ 259,200	
Pre and Post events		\$ -	\$ -	\$ -	
		\$ 10.5	\$ 25,200	\$ 25,200	
Total	"AC"	\$ 118.5	\$ 284,400	\$ 284,400	
6) Total Tennis (20 sites)	"AD" ("AC")			\$ 284,400	

7) TRACK & FIELD (20 sites)

(See Attachments 18 & 19 for Detail)

Estimated Enrollment Totals	"AE"	CLASSES	1,600	TOTALS	1,600
CATEGORY					
Instructor/Coach		UNIT COST		TOTAL	
Saturday Instruction		\$ 144.00	\$ 230,400	\$ 230,400	
		\$ 16.20	\$ 25,920	\$ 25,920	
Total	"AF"	\$ 160.20	\$ 256,320	\$ 256,320	
Equipment Cost					
(Note: Replacement timeframe is variable; cost may occur again in future years)					
Equipment (high jump, shots, javelins, blocks - \$17,500 per site X 0 sites)	"AG"			\$ -	
7) Total Track & Field (20 sites)	"AH" ("AH + AI")			\$ 256,320	

TOTAL COSTS (LEGACY PROGRAMS):	"AJ" ("L + P + S + W + AA + AD + AH")	\$ 1,442,610
--------------------------------	--	--------------

TOTAL COSTS (RECREATION CENTERS)

TOTAL COSTS (CURRENT AND PILOT PROGRAMS) - less Projected Baseline Funding:	"AJ" ("D + F + AJ")	\$ 18,241,384
---	------------------------	---------------



PROJECT PLAN

YOUTH SPORT PARTNERSHIP



TO: **LA 2028** DOCUMENT NO.: LA28-005
ATTENTION: Kathy Carter, Chief Executive Officer FISCAL YEAR: 2024/2025
10900 Wilshire Blvd., Suite 700
Los Angeles, CA 90024

AQUATICS

I. SWIM LESSONS/DIVE, SYNCHRO, WATER POLO TEAMS

(See Attachment 1 for Description, Attachments 2a & 2b for Program Dates and Coach Training; Attachments 20,21,22, & 23 for Detail)

Estimated Enrollment Totals	"AK"	SWIM TEAM	WATER POLO TEAMS		SWIM LESSONS		TOTALS
		1855	1,609		27,619		31,083
CATEGORY		UNIT COST		TOTAL	UNIT COST		TOTAL
Lifeguard/Instructor		\$ 122	\$ 122	\$ 422,608			\$ 422,608
Class instructor				\$ -	\$ 33.33	\$ 920,541	\$ 920,541
Officials		\$ 30	\$ 30	\$ 103,920			\$ 103,920
Uniform		\$ 60	\$ 60	\$ 207,840			\$ 207,840
Pre and Post events		\$ 20	\$ 20	\$ 69,280			\$ 69,280
Trophies		\$ 15	\$ 15	\$ 51,960			\$ 51,960
Subtotal Aquatics	"AL"	\$ 247	\$ 247	\$ 855,608	\$ 33.33	\$ 920,541	\$ 1,776,149
<u>Extended Hours - Summer (Swim Lessons)</u>							
Staff costs (\$13,007.60 X 37 pools)	"AM"						\$ 481,281
<u>Less: Projected Baseline Funding</u>							
Rec and Parks General Fund -							
Aquatics (estimate)						\$ (1,423,775)	
Kaiser (estimate)						\$ (204,000)	
LA84						\$ (85,000)	
Total Projected Baseline Funding	"AN"						\$ (1,712,775)
Total Aquatics less Projected Baseline Funding	"AO" ("AL + AM + AN")						\$ 544,655
<u>Personal Equipment</u>							
Goggles and Swim Cap (12,740 estimated participants X \$30)	"AP"						\$ 382,200
<u>Equipment Cost</u>							
(Note: Replacement timeframe is variable; cost may occur again in future years)							
<u>Equipment for Team Sports - Year-round pools ((18 pools X \$5,450) + 72,000)</u>							
						\$ 170,100	
<u>Equipment for Team Sports- Seasonal pools (19 pools X \$4,741.56)</u>							
						\$ 90,090	
<u>Equipment for Swim Classes (37 pools X \$1850)</u>							
						\$ 68,450	
Total Equipment	"AQ"						\$ 328,640
I. Total Swim Lessons/Teams less Projected Baseline Funding (including Equipment)	"AR" ("AO + AP + AQ")						\$ 1,255,495

II. SURFING

(See Attachments 24 & 25 for Detail)

		Summer (12 sites)		Fall, Winter, Spring (8 sites)		TOTALS	
Estimated Enrollment Totals	"AS"	291		146		437	
CATEGORY		UNIT COST	TOTAL	UNIT COST	TOTAL		
Instructor/Coach		\$ 247	\$ 72,000	\$ 148	\$ 21,600	\$	93,600
Transportation		\$ 109.97	\$ 32,000	\$ -	\$ -	\$	32,000
Instructor/Coach Uniform		\$ 10.00	\$ 2,910	\$ 13.29	\$ 1,940	\$	4,850
Participant Uniform		\$ 52	\$ 15,132	\$ 52	\$ 7,592	\$	22,724
Post Season Event		\$ 20	\$ 5,820	\$ 20	\$ 2,920	\$	8,740



PROJECT PLAN

YOUTH SPORT PARTNERSHIP



TO: **LA 2028** DOCUMENT NO.: LA28-005
ATTENTION: Kathy Carter, Chief Executive Officer
10900 Wilshire Blvd., Suite 700
Los Angeles, CA 90024 FISCAL YEAR: 2024/2025

Total	"AT"	\$ 439.39	\$ 127,862	\$ 233.24	\$ 34,052	\$ 161,914
<u>Equipment Cost</u> (Note: Replacement timeframe is variable; cost may occur again in future years)						
Equipment (foam surfboards, paddleboards, ADA rolling mat, etc.)	"AU"				\$ 196,644	\$ 196,644
II. Total Surfing (12 sites Summer/8 sites Fall, Winter, Spring)	"AV" ("AT + AU")					\$ 358,558
TOTAL COSTS (AQUATICS)						
TOTAL COSTS (AQUATICS) - less Projected Baseline Funding:	"AW" ("AR + AV")					\$ 1,614,053

SIGNATURE YOUTH SPORTS PROGRAMS

I. AQUATICS

1) AQUATIC PENTATHLON (15 sites)

(See Attachment 1 for Description and Attachments 26 & 27 for Detail)

Estimated Enrollment Totals	"AX"	Summer	300	TOTALS	300
CATEGORY		UNIT COST	TOTAL		
Instructor/Coach		\$ 180	\$ 54,000	\$	54,000
Instructor/Coach - Meets		\$ 144	\$ 43,200	\$	43,200
Transportation		\$ 85	\$ 25,600	\$	25,600
Instructor/Coach Uniform		\$ 8.64	\$ 2,592	\$	2,592
Participant Uniform		\$ 72	\$ 21,600	\$	21,600
Personal equipment		\$ 30	\$ 9,000	\$	9,000
Post Season		\$ 20	\$ 6,000	\$	6,000
Total	"AY"	\$ 539.97	\$ 161,992	\$	161,992
<u>Equipment Cost</u> (Note: Replacement timeframe is variable; cost may occur again in future years)					
Equipment (canoe, stand-up paddleboard, surfboard, kayak, etc. - \$7,395 per site X 15 sites)	"AZ"				\$ 110,925
1) Total Aquatic Pentathlon (15 sites)	"BA" ("AY + AZ")				\$ 272,917

2) INNERTUBE WATER POLO (9 sites)

(See Attachment 1 for Description and Attachments 28 & 29 for Detail)

Estimated Enrollment Totals	"BB"	Summer	180	TOTALS	180
CATEGORY		UNIT COST	TOTAL		
Instructor/Coach		\$ 180	\$ 32,400	\$	32,400
Instructor/Coach - Meets		\$ 144	\$ 25,920	\$	25,920
Transportation		\$ 216	\$ 38,880	\$	38,880
Instructor/Coach Uniform		\$ 4.93	\$ 888	\$	888
Participant Uniform		\$ 7	\$ 1,260	\$	1,260
Post Season		\$ 20	\$ 3,600	\$	3,600
Total	"BC"	\$ 571.93	\$ 102,948	\$	102,948
<u>Equipment Cost</u> (Note: Replacement timeframe is variable; cost may occur again in future years)					



PROJECT PLAN

YOUTH SPORT PARTNERSHIP



TO:	DOCUMENT NO.:	LA28-005
LA 2028	FISCAL YEAR:	2024/2025
ATTENTION: Kathy Carter, Chief Executive Officer 10900 Wilshire Blvd., Suite 700 Los Angeles, CA 90024		

Equipment (innertubes, water polo goals, water polo balls, etc. - \$11,752 per site X 9 sites)	"BD"	\$ 105,768
2) Total Innertube Water Polo (9 sites: "BE" ("BC + BD"))		\$ 208,716

3) KAYAK (5 sites)					
(See Attachment 1 for Description and Attachments 30 & 31 for Detail)					
Estimated Enrollment Totals	"BF"	Summer (3 sites)	Fall, Winter, Spring (5 sites)	TOTALS	
		90	90	180	
CATEGORY		UNIT COST	TOTAL	UNIT COST	TOTAL
Instructor/Coach		\$ 200	\$ 18,000	\$ 270	\$ 24,300
Instructor/Coach - Transportation		\$ 120	\$ 10,800	\$ 162	\$ 14,580
Instructor/Coach Uniform		\$ 8.27	\$ 744	\$ 13.78	\$ 1,240
Participant Uniform		\$ 67	\$ 6,030	\$ 67	\$ 6,030
Post Season		\$ 20	\$ 1,800	\$ 20	\$ 1,800
Total	"BG"	\$ 415.27	\$ 37,374	\$ 532.78	\$ 47,950
				\$ 85,324	
Equipment Cost					
(Note: Replacement timeframe is variable; cost may occur again in future years)					
Equipment (kayak, oars, life jackets, etc. - \$52,700 per site X 5 sites)	"BH"			\$ 263,500	
3) Total Kayak (5 sites)	"BI" ("BG + BH")			\$ 348,824	

4) STAND-UP PADDLEBOARDING (5 sites)					
(See Attachment 1 for Description and Attachments 32 & 33 for Detail)					
Estimated Enrollment Totals	"BJ"	Summer (3 sites)	Fall, Spring (5 sites)	TOTALS	
		100	100	200	
CATEGORY		UNIT COST	TOTAL	UNIT COST	TOTAL
Instructor/Coach		\$ 540	\$ 54,000	\$ 162	\$ 16,200
Instructor/Coach Uniform		\$ 12.96	\$ 1,296	\$ 25.92	\$ 2,592
Participant Uniform		\$ 72	\$ 7,200	\$ 72	\$ 7,200
Post Season		\$ 20	\$ 2,000	\$ 20	\$ 2,000
Total	"BK"	\$ 644.96	\$ 64,496	\$ 279.92	\$ 27,992
				\$ 92,488	
Equipment Cost					
(Note: Replacement timeframe is variable; cost may occur again in future years)					
Equipment (stand-up paddleboards, stand-up paddleboard oars, etc. - \$35,020 per site X 2 sites)	"BL"			\$ 70,040	
4) Total Stand-up Paddleboarding (5 sites)	"BM" ("BK + BL")			\$ 162,528	

5) SURF TEAM (4 sites)					
(See Attachment 1 for Description and Attachments 34 & 35 for Detail)					
Estimated Enrollment Totals	"BN"	Summer (4 sites)	Fall, Spring (2 sites)	TOTALS	
		80	20	100	
CATEGORY		UNIT COST	TOTAL	UNIT COST	TOTAL
Instructor/Coach		\$ 360	\$ 28,800	\$ 576	\$ 11,520
Transportation		\$ 400	\$ 32,000	\$ -	\$ -
Instructor/Coach Uniform		\$ 29.10	\$ 2,328	\$ 58.20	\$ 1,164
Participant Uniform		\$ 52	\$ 4,160	\$ 52	\$ 1,040



PROJECT PLAN
YOUTH SPORT PARTNERSHIP



TO:	DOCUMENT NO.:	LA28-005
LA 2028	FISCAL YEAR:	2024/2025
ATTENTION: Kathy Carter, Chief Executive Officer 10900 Wilshire Blvd., Suite 700 Los Angeles, CA 90024		

Past Season		\$ 25	\$ 2,000	\$ 25	\$ 500	\$ 2,500
Total	"BO"	\$ 866.10	\$ 69,288	\$ 711.20	\$ 14,224	\$ 83,512

Equipment Cost

(Note: Replacement timeframe is variable; cost may occur again in future years)

Equipment (high performance surf boards, surboards, fins, leash, etc. - \$30,339 per site X 4 sites)	"BP"	\$ 121,356
--	------	------------

5) Total Surf Team (4 sites)	"BQ"	\$ 204,868
("BO + BP")		

6) USA SWIM TEAM (18 sites)

(See Attachment 1 for Description and Attachments 36 & 37 for Detail)

		Summer (18 sites)	Fall, Winter, Spring (18 sites)	TOTALS
Estimated Enrollment Totals	"BR"	540	1,620	2,160

CATEGORY

	UNIT COST		TOTAL		
<i>Instructor/Coach</i>	\$ 360	\$ 194,400	\$ 468	\$ 758,160	\$ 952,560
<i>Swim meets</i>	\$ 96	\$ 51,840	\$ 48	\$ 77,760	\$ 129,600
<i>Swim clinics</i>	\$ 96	\$ 51,840	\$ 96	\$ 155,520	\$ 207,360
<i>U.S. Swim membership</i>	\$ 10	\$ 5,400	\$ 10	\$ 16,200	\$ 21,600
<i>Instructor/Coach Uniform</i>	\$ 2.04	\$ 1,104	\$ 2.04	\$ 3,312	\$ 4,416
<i>Participant Uniform</i>	\$ 104.50	\$ 56,430	\$ 104.50	\$ 169,290	\$ 225,720
<i>Personal equipment</i>	\$ 34	\$ 18,360	\$ 34	\$ 55,080	\$ 73,440
<i>Officials</i>	\$ 7.08	\$ 3,825	\$ 7.08	\$ 11,475	\$ 15,300
<i>Pre & Post season events</i>	\$ 40	\$ 21,600	\$ 40	\$ 64,800	\$ 86,400
<i>Awards</i>	\$ 15	\$ 8,100	\$ 15	\$ 24,300	\$ 32,400

Total	"BS"	\$ 764.63	\$ 412,899	\$ 824.63	\$ 1,335,897	\$ 1,748,796
-------	------	-----------	------------	-----------	--------------	--------------

Equipment Cost

(Note: Replacement timeframe is variable; cost may occur again in future years)

Equipment costs - Kickboards, pull buoys, paddles, fins (18 pools X \$7,080)	"BT"	\$ 127,440	\$ 127,440
--	------	------------	------------

6) Total USA Swim Team (18 sites)	"BU"	\$ 1,876,236
("BS + BT")		

7) USA WATER POLO TEAM (4 sites)

(See Attachment 1 for Description and Attachments 38 & 39 for Detail)

		Summer (4 sites)	Fall, Winter, Spring (4 sites)	TOTALS
Estimated Enrollment Totals	"BV"	100	300	400

CATEGORY

	UNIT COST		TOTAL		
<i>Instructor/Coach</i>	\$ 432	\$ 43,200	\$ 562	\$ 168,480	\$ 211,680
<i>Water Polo Tournaments</i>	\$ 144	\$ 14,400	\$ 36	\$ 10,800	\$ 25,200
<i>Clinics</i>	\$ 115	\$ 11,520	\$ 115	\$ 34,560	\$ 46,080
<i>Water Polo Tournaments Fees</i>	\$ 20	\$ 2,000	\$ 20	\$ 6,000	\$ 8,000
<i>U.S. Water Polo membership</i>	\$ 40	\$ 4,000	\$ 40	\$ 12,000	\$ 16,000
<i>Instructor/Coach Uniform</i>	\$ 11.04	\$ 1,104	\$ 3.68	\$ 1,104	\$ 2,208
<i>Participant Uniform</i>	\$ 202	\$ 20,200	\$ 202	\$ 60,600	\$ 80,800
<i>Personal equipment</i>	\$ 110	\$ 11,000	\$ 110	\$ 33,000	\$ 44,000
<i>Officials</i>	\$ 38.25	\$ 3,825	\$ 38.25	\$ 11,475	\$ 15,300
<i>Pre & Post season events</i>	\$ 40	\$ 4,000	\$ 40	\$ 12,000	\$ 16,000
<i>Awards</i>	\$ 15	\$ 1,500	\$ 15	\$ 4,500	\$ 6,000

Total	"BW"	\$ 1,167.49	\$ 116,749	\$ 1,181.73	\$ 354,519	\$ 471,268
-------	------	-------------	------------	-------------	------------	------------



PROJECT PLAN

YOUTH SPORT PARTNERSHIP



TO: **LA 2028** DOCUMENT NO.: LA28-005
ATTENTION: Kathy Carter, Chief Executive Officer FISCAL YEAR: 2024/2025
10900 Wilshire Blvd., Suite 700
Los Angeles, CA 90024

Equipment Cost

(Note: Replacement timeframe is variable; cost may occur again in future years)

Equipment costs - Water Polo Balls,
Portable score board/shot clocks,
portable water polo goals (4 pools X
\$25,100)

\$ 100,400

"BX"

\$ 100,400

7) Total USA Water Polo Team (4 sites)

"BY"

("U + V")

\$ 571,668

I. Total Aquatics - Signature Programs

"BZ"

("BA + BE + BI + BM + BQ + BU + BY")

\$ 3,645,757

II. SPORTS & FITNESS

1) ARCHERY (17 sites)

(See Attachment 1 for Description and Attachments 40 & 41 for Detail)

Estimated Enrollment Totals

"CA"

CLASSES

1,360

TOTALS

1,360

CATEGORY

UNIT COST

TOTAL

Instructor	\$ 216	\$ 293,760	\$ 293,760
Instructor Certification	\$ 4	\$ 5,440	\$ 5,440
Pre and Post events	\$ 3.68	\$ 5,000	\$ 5,000

Total

"CB"

\$ 223.68	\$ 304,200	\$ 304,200
-----------	------------	------------

Equipment Cost

(Note: Replacement timeframe is variable; cost may occur again in future years)

Equipment - bow equipment kit

"CC"

\$ -

1) Total Archery (17 sites)

"CD"

("CB + CC")

\$ 304,200

2) BOXING (10 sites)

(See Attachment 1 for Description and Attachments 42 & 43 for Detail)

Estimated Enrollment Totals

"CE"

Beginners

2,400

Advanced

400

TOTALS

2,800

CATEGORY

UNIT COST

TOTAL

UNIT COST

TOTAL

Instructor	\$ 72	\$ 172,800	\$ 288	\$ 115,200	\$ 288,000
USA Boxing Club Membership	\$ 0.75	\$ 1,800	\$ -	\$ -	\$ 1,800
USA Boxing Individual Membership	\$ -	\$ -	\$ 25	\$ 10,000	\$ 10,000
Uniform	\$ 25	\$ 60,000	\$ 25	\$ 10,000	\$ 70,000
Pre and Post events	\$ 8.33	\$ 20,000	\$ 75.00	\$ 30,000	\$ 50,000

Total

"CF"

\$ 106.08	\$ 254,600	\$ 413.00	\$ 165,200	\$ 419,800
-----------	------------	-----------	------------	------------

Equipment Cost

(Note: Replacement timeframe is variable; cost may occur again in future years)

Equipment (Boxing Beginners) -

gloves, speed bags, etc. \$2,310 X 10 sites)

\$ 23,100

Equipment (Boxing Advanced) -

gloves, head gear, etc. \$1,650 X 10 sites)

\$ 16,500

Total Equipment

"CG"

\$ 39,600

2) Total Boxing (10 sites)

"CH"

("CF + CG")

\$ 459,400



PROJECT PLAN

YOUTH SPORT PARTNERSHIP



TO:
LA 2028
ATTENTION: Kathy Carter, Chief Executive Officer
10900 Wilshire Blvd., Suite 700
Los Angeles, CA 90024

DOCUMENT NO.: LA28-005
FISCAL YEAR: 2024/2025

3) CLIMBING (9 sites)

(See Attachment 1 for Description and Attachments 44 & 45 for Detail)

Estimated Enrollment Totals	"CI"	CLASSES		TOTALS
		180		180
CATEGORY		UNIT COST	TOTAL	
Instructor		\$ 91	\$ 16,416	\$ 16,416
Pre and Post events		\$ 27.78	\$ 5,000	\$ 5,000
Total	"CI"	\$ 118.98	\$ 21,416	\$ 21,416
3) Total Climbing (9 sites)	"CK" ("CI")			\$ 21,416

4) EQUESTRIAN (9 sites)

(See Attachment 1 for Description and Attachments 46 & 47 for Detail)

Estimated Enrollment Totals	"CL"	CLASSES		TOTALS
		180	180	
CATEGORY		UNIT COST	TOTAL	
Instructor		\$ 600	\$ 108,000	\$ 108,000
Asst. Instructor - Transportation		\$ 91.20	\$ 16,416	\$ 16,416
Post Event		\$ 111.11	\$ 20,000	\$ 20,000
Total	"CM"	\$ 802.31	\$ 144,416	\$ 144,416
4) Total Equestrian (9 sites)	"CN" ("CM")			\$ 144,416

5) FENCING (10 sites)

(See Attachment 1 for Description and Attachments 48 & 49 for Detail)

Estimated Enrollment Totals	"CO"	CLASSES		TOTALS
		1,360		1,360
CATEGORY		UNIT COST	TOTAL	
Instructor		\$ 127	\$ 172,800	\$ 172,800
Instructor Certification		\$ 2	\$ 3,200	\$ 3,200
Personal Equipment		\$ 59	\$ 80,109	\$ 80,109
Pre and Post events		\$ 3.68	\$ 5,000	\$ 5,000
Total	"CP"	\$ 191.99	\$ 261,109	\$ 261,109
5) Fencing (10 sites)	"CQ" ("CP")			\$ 261,109

6) KARATE (10 sites)

(See Attachment 1 for Description and Attachments 50 & 51 for Detail)

		CLASSES		TOTALS
Estimated Enrollment Totals	"CR"	1,200		1,200
CATEGORY		UNIT COST	TOTAL	
Instructor		\$ 144	\$ 172,800	\$ 172,800
Uniforms		\$ 60	\$ 72,000	\$ 72,000
Pre and Post events		\$ 16.67	\$ 20,000	\$ 20,000
Total	"CS"	\$ 220.67	\$ 264,800	\$ 264,800

Equipment Cost

(Note: Replacement timeframe is variable; cost may occur again in future years)

Equipment - mats	"CT"			\$ 21,360
------------------	------	--	--	-----------



PROJECT PLAN

YOUTH SPORT PARTNERSHIP



TO:	DOCUMENT NO.:	LA28-005
LA 2028	FISCAL YEAR:	2024/2025
ATTENTION: Kathy Carter, Chief Executive Officer 10900 Wilshire Blvd., Suite 700 Los Angeles, CA 90024		

6) Karate (10 sites)	"CU" ("CS + CT")	\$ 286,160
----------------------	---------------------	------------

7) TABLE TENNIS (10 sites)

(See Attachment 1 for Description and Attachments 52 & 53 for Detail)

Estimated Enrollment Totals	"CV"	CLASSES 1,600	TOTALS 1,600
CATEGORY		UNIT COST	TOTAL
Instructor		\$ 108	\$ 172,800
Pre and Post events		\$ 12.50	\$ 20,000
Total	"CW"	\$ 120.50	\$ 192,800
<u>Equipment Cost</u> (Note: Replacement timeframe is variable; cost may occur again in future years)			
Equipment - paddles, table tennis table, nets, balls - \$4,165 X 10 sites	"CX"		\$ 41,650
7) Table Tennis (10 sites)	"CY" ("CW + CX")		\$ 234,450

8) TRIATHLON (3 sites)

(See Attachment 1 for Description and Attachments 54 & 55 for Detail)

Estimated Enrollment Totals	"CZ"	CLASSES 240	TOTALS 240
CATEGORY		UNIT COST	TOTAL
Instructor		\$ 216	\$ 51,840
Lifeguard		\$ 216	\$ 51,840
Personal Equipment		\$ 262	\$ 62,760
Pre and Post events		\$ 20.83	\$ 5,000
Total	"DA"	\$ 714.33	\$ 171,440
8) Triathlon (3 sites)	"DB" ("DA")		\$ 171,440

II. Total Sports & Fitness	"DC" ("CD + CH + CK + CN + CQ + CU + CY + DB")	\$ 1,882,591
----------------------------	---	--------------

III. ADAPTIVE SPORTS

(See Attachment 1b for Description, Attachment 2a for Program Dates and Attachments 56 -70 for Detail)

Adaptive Archery	(See Attachment 56)	ESTIMATED 48	TOTAL COST \$ 68,288
Adaptive Athletics	(See Attachment 57)	20	\$ 61,680
Adaptive Kayaking	(See Attachments 58 & 59)	48	\$ 116,502
Adaptive Skateboarding	(See Attachment 60)	48	\$ 64,008
Adaptive Swimming	(See Attachment 61)	498	\$ 134,113
Blind Soccer	(See Attachment 62)	45	\$ 78,489
Goalball	(See Attachment 63)	40	\$ 74,659
Para Equestrian	(See Attachment 64)	108	\$ 199,025
Para Surfing	(See Attachment 65)	85	\$ 65,187
Sitting Volleyball	(See Attachment 66)	60	\$ 47,142
Wheelchair Basketball	(See Attachment 67)	50	\$ 77,340
Wheelchair Tennis	(See Attachment 68)	48	\$ 68,298
Trainings	(See Attachment 69)		\$ 16,000
Special Events	(See Attachment 70)		\$ 94,568
III. Total Adaptive Sports	"DD"	1098	\$ 1,165,299



PROJECT PLAN

YOUTH SPORT PARTNERSHIP



TO:
LA 2028
ATTENTION: Kathy Carter, Chief Executive Officer
10900 Wilshire Blvd., Suite 700
Los Angeles, CA 90024

DOCUMENT NO.: LA28-005
FISCAL YEAR: 2024/2025

TOTAL COSTS (SIGNATURE PROGRAMS)

TOTAL COSTS (SIGNATURE PROGRAMS)

"DE"
("BZ + DC + DD")

\$ 6,693,647

"DF"
("DE / DL")

% to total Request (Target = 20% per YSP Agreement Section 8d)

24%

OTHER COSTS

(Marketing: See Attachment 1 for Description & Attachment 71 for Detail)

SAFE SPORT

"DG"

TOTALS

\$ 200,000

MARKETING / BRANDING /

Marketing

Non Adaptive Sports

Adaptive Sports

Subtotal Marketing

\$	465,000
\$	233,500
\$	698,500

Recreation Centers Printing

\$	100,000
----	---------

Media buy

Non Adaptive Sports

Adaptive Sports

Subtotal Media Buy

\$	120,000
\$	55,000
\$	175,000

Total Marketing/Branding/Outreach

"DH"

\$ 973,500

REPORTING REQUIREMENTS

"DI"

\$ -

OTHER

"DJ"

\$ -

TOTAL OTHER COSTS:

"DK"
("DG+ DH + DI + DJ ")

\$ 1,173,500

Summary of Funding for Other Costs

Maximum funding for Other Costs thru 9/1/2028 (per YSP Agreement Section 8e)	\$	6,400,000
Less: Actual Costs Fall 2020	\$	-
Less: Actual Costs FY 21/22	\$	(645,476)
Less: Actual Costs FY 22/23	\$	(595,960)
Less: Forecast = Other Costs in FY 23/24 Project Plan	\$	(1,031,500)
Less: Forecast = Other Costs in FY 24/25 Project Plan (this request)	\$	(1,173,500)
TOTAL REMAINING BALANCE OF FUNDING	\$	2,953,564

TOTAL COSTS

TOTAL COSTS (REC CENTERS, AQUATICS, SIGNATURE PROGRAMS & OTHER):

"DL"
("AJ + AW + DE + DK")

\$ 27,722,584

FISCAL RECONCILIATION - FUNDING VS ACTUAL COSTS (THRU FY 21/22)

LA 2028 FUNDING RECEIVED-TO - DATE

"I"

SwimLA 1.0

SwimLA 2.0

Fall 2020

FY 21/22

FY 22/23

\$	912,499.35
\$	1,088,213.32
\$	2,480,992.00
\$	7,654,261.00
\$	13,215,956.00

FISCAL YEAR

FY 22/23

TOTALS

\$ 25,351,921

ACTUAL COSTS TO DATE

"II"

SwimLA 1.0 (Actual)

SwimLA 2.0 (Actual)

\$	912,499.35
\$	1,088,213.32

FY 22/23

\$ 21,368,643



PROJECT PLAN
YOUTH SPORT PARTNERSHIP



TO:	DOCUMENT NO.:	LA28-005
LA 2028	FISCAL YEAR:	2024/2025
ATTENTION: Kathy Carter, Chief Executive Officer 10900 Wilshire Blvd., Suite 700 Los Angeles, CA 90024		

Fall 2020 (Actual)	\$ 500,338.73	
FY 21/22 (Actual)	\$ 5,317,429.00	
FY 22/23 (Actual)	\$ 13,550,163.00	
OVER (+)/UNDER (-) TO DATE	"III"	FY 22/23 \$ 3,983,278
Note: Unused funds will be applied against	("I - II")	
FY 23/24 Funding Request.		

PROJECT PLAN

PROJECT PLAN	"IV"	FISCAL YEAR	TOTAL
		FY 24/25	\$ 27,722,584

FY 24/25 FUNDING REQUEST

YSP ANNUAL ALLOCATION PLAN	"V"	FISCAL YEAR	TOTALS
		FY 24/25	\$ 19,200,000
REQUEST FOR FUNDING	"VI"	FY 24/25	\$ 27,722,584

	Summer 2024	Fall 2024	Winter 2025	Spring 2025	TOTALS
Recreation Centers	\$ 9,120,692	\$ 3,648,277	\$ 3,648,277	\$ 1,824,138	\$ 18,241,384
Aquatics	\$ 807,026	\$ 322,811	\$ 322,811	\$ 161,405	\$ 1,614,053
Signature Programs	\$ 3,346,824	\$ 1,338,729	\$ 1,338,729	\$ 669,365	\$ 6,693,647
Other Costs	\$ 1,173,500				\$ 1,173,500
FUNDING REQUEST BY QUARTER	\$ 14,448,042	\$ 5,309,817	\$ 5,309,817	\$ 2,654,908	\$ 27,722,584
Date Due	9/30/2024	12/31/2024	3/31/2025	6/30/2025	

Please remit funds to:

Name:	CITY OF LOS ANGELES
Bank:	JPMorgan Chase
Bank Address:	JPMorgan Chase New York, NY 10017
Routing No.:	021000021
Account Name:	City of Los Angeles - #7010 - CAO, CAO Unit 1510
Account No.:	668269852
Reference Information:	Fund 63K LA28 Youth Sport Partnership (Robert Roth 8-2672)



PROJECT PLAN
YOUTH SPORT PARTNERSHIP



TO:
LA 2028
ATTENTION: Kathy Carter, Chief Executive Officer
10900 Wilshire Blvd., Suite 700
Los Angeles, CA 90024

DOCUMENT NO.: LA28-005
FISCAL YEAR: 2024/2025

FY 23/24 FUNDING REQUEST (ADJUSTED)					
	"A"	"B"	"C"	"D" = "B - C"	"E"
	AMOUNT	AMOUNT		FUNDING LESS	FY 23/24 FUNDING
PROJECT PLAN PERIOD	REQUESTED	RECEIVED TO DATE	ACTUAL COSTS	ACTUAL COSTS	(ADJUSTED)
Swim LA 1.0	\$ 912,499.35	\$ 912,499.35	\$ 912,499.35	\$ - .00	\$ - .00
Swim LA 2.0	\$ 1,088,213.32	\$ 1,088,213.32	\$ 1,088,213.32	\$ - .00	\$ - .00
Fall 2020	\$ 2,480,992.00	\$ 2,480,992.00	\$ 500,338.73	\$ 1,980,653.00	\$ (1,980,653.00)
FY 21/22	\$ 7,654,261.00	\$ 7,654,261.00	\$ 5,317,429.00	\$ 2,336,832.00	\$ (2,336,832.00)
FY 22/23	\$ 17,533,441.00	\$ 13,215,956.00	\$ 13,550,163.00	\$ (334,207.00)	\$ 334,207.00
FY 23/24 (Revised)	\$ 18,798,240.00				\$ 18,798,240.00
TOTAL	\$ 48,467,646.67	\$ 25,351,921.67	\$ 21,368,643.40	\$ 3,983,278.00	\$ 14,814,962.00

FUNDS DRAWDOWN SUMMARY				
	"A"	"B"	"C"	"D"
	"A" = "B + C + D"	"B"	"C"	"D"
	TOTAL	PAID TO DATE	PENDING	FUND
	FUNDING	BY LA2028 (6/30/23)	REQUEST	BALANCE
TOTAL AVAILABLE FUNDING:	\$ 160,000,000.00			\$ 160,000,000.00
SwimLA 1.0		\$ 912,499.35		\$ 159,087,500.65
SwimLA 2.0		\$ 1,088,213.32		\$ 157,999,287.33
Fall 2020 Project Plan		\$ 2,480,992.00		\$ 155,518,295.33
FY 21/22 Project Plan		\$ 7,654,261.00		\$ 147,864,034.33
FY 22/23 Project Plan		\$ 13,215,956.00		\$ 134,648,078.33
FY 23/24 Project Plan (Revised)			\$ 14,814,962.00	\$ 119,833,116.33
FY 24/25 Project Plan (This Request)			\$ 27,722,584.00	\$ 92,110,532.33
TOTAL	\$ 160,000,000.00	\$ 25,351,921.67	\$ 42,537,546.00	\$ 92,110,532.33



**CITY OF LOS ANGELES
DEPARTMENT OF RECREATION AND PARKS
PLAYLA YOUTH AND ADAPTIVE YOUTH SPORTS PROGRAM
FY 2024/25 - Project Plan Narrative**

Mission Statement

In partnership with LA28 and the Olympic and Paralympic Games, the PlayLA Youth and Adaptive Youth Sports Program will support and increase citywide youth participation in quality sport and fitness programming by removing financial barriers to sports programs and promote a healthy, active, and equitable quality of life.

Safety Measures

The PlayLA Youth and Adaptive Youth Sports Program of the Department of Recreation and Parks (RAP) is committed to support and maintain a safe and healthy environment for youth participants, volunteers and staff. PlayLA Youth Sports follows all SafeSport protocol, training and requirements for our volunteers, City employees, and coaches.

Fiscal Year Ahead - 2024/25

The Department of Recreation and Parks proposes to continue introducing sports leagues, fitness classes, and clinics at recreation centers and swimming pools citywide beginning in the Summer Fiscal Year 2024/25. Staff will provide instruction with specific qualifications necessary for adequate development of participants. RAP continues to hire instructors for continuing development of previous signature classes, now classified as legacy signature classes which include golf, judo, tae kwon do, tennis, skateboarding, track and field, and surfing which are now regular ongoing classes. Programs that were previously pilot programs including archery, karate, climbing, triathlon, and fencing are now signature programs for Fiscal Year 2024/25.

It is crucial to keep providing quality recreational and aquatic activities and experiences, especially at centers and pools in low-income and underserved neighborhoods within the City of Los Angeles. RAP will continue to offer high-level instruction by introducing new signature programs such as boxing, table tennis, kayaking, stand-up paddleboarding, and other new aquatic programs. RAP would like the opportunity to extend the equestrian signature program for an additional year. Local equestrian groups have had difficulty in securing space for our PlayLA program. Another year will bring this highly sought-after program to more youth in the City of Los Angeles. The Aquatics Division would like to extend USA Swim for an additional year. Delays in developing the partnership, affected implementation of the signature program. Aquatics is seeking to fully develop the program and have it be integrated as a regular program for years to come.

Communities all across Los Angeles will greatly benefit from affordable recreation and aquatic activities. This effort demonstrates an investment in their health and wellness while understating the commitment it takes for athletes to reach goals in Olympic Sports.

Program Elements

Classes - Recreation Centers

Sports and fitness classes will be offered at 88 pre-qualified Recreation Centers. Examples of previously offered classes include a variety of dances, traditional sports, fitness, judo, and tennis. Newly added classes include boxing, table tennis, and equestrian. Recreation Center staff are to offer programming from the approved list of activities in Exhibit A. Facility Directors select offerings that meet the interests and preferences of their respective communities. For instance, due to the community-specific requests current dance class offerings include ballet folklorico, hip hop, and ballet. Field staff select the style of dance class(es) that garner the most participation by mirroring the community demographics and interests. Classes are offered in eight-week sessions.

Clinics - Recreation Centers

Clinics will be offered at 88 pre-qualified recreation centers citywide. Clinics may include basketball skills, soccer, flag football, cheer, tennis, volleyball skills, baseball, and softball. Recreation center staff are expected to offer clinics from the approved list of activities in Attachment A. Facility Directors select offerings that meet the interests and preferences of the surrounding community. Clinics will be two hours each for three dates and centers will offer two clinics each. The clinics will further develop interest in the upcoming season's sport.

Classes - Aquatic Facilities/Pools

Aquatic sports and fitness classes will be offered at 37 pre-qualified aquatic facilities. Previously offered classes include team sports (swim team, dive team, water polo team, artistic swim team) and

aquatic classes (swim lessons, surfing, kayaking). Newly added classes include an aquatic pentathlon, inner tube water polo, and stand-up paddleboarding. Classes are offered in sessions of at least eight classes. Staffing dictates the overall number of youth that can be served. Swimming classes and other aquatic activities are taught mostly by lifeguards. Therefore Aquatics numbers are heavily dependent on the ability to hire enough lifeguards. There is currently a nationwide shortage of lifeguards. Under the Aquatics classes (swim lessons specifically), we are requesting funding for personal equipment (swim caps) for each participant. This personal equipment is vital and most participants do not have the means to provide it themselves. The swim cap also removes one barrier that often makes guardians hesitant to enroll their children. In addition, there are some equipment/supplies, as well as staff wages, in the project plan that have gone up in price and are therefore reflected in the 24/25 request.

Clinics - Aquatics

Clinics will be offered at several of the 37 pre-qualified aquatic facilities (locations determined by interest, availability of qualified staff, and facility closures). Clinics may include swimming, water polo, surfing, kayaking, inner tube water polo, diving, and stand-up paddleboarding. Clinics will be two hours each for three dates. Aquatic facilities will offer clinics in those activities with high numbers (depending on the number of qualified staff available), to serve more youth and develop interest for future seasons.

Pilot Program

Soccer Development Program

In order to help address the limited access for Los Angeles City youth to quality higher level soccer programs without hefty fees, RAP will be piloting the Soccer Development Program. The goal and strategy is to create an inclusive and self-sustaining soccer development system in L.A., in part by removing financial barriers for families. The existing alternatives, AYSO and Club Soccer, have limitations, leaving a significant gap to be filled by our department.

Our plan involves three key short-term components:

1. RAP, in collaboration with Youth Athletic Development (LACFC), will provide training guidance to coaches and mentors at local centers.
2. The Department will identify specific sites in South L.A. to establish a feeder into the program.
3. The program will identify players' skill levels and provide clear developmental paths. Exceptional players will then have opportunities to join the Enhanced Player Development Team.

To generate interest and set goals, RAP will promote an Enhanced Player Development Team for talented and ambitious children. These young athletes will be evaluated and selected to join, representing the City of Los Angeles in regional and national soccer competitions.

We aim to create a clear and direct pathway for L.A. City Youth Soccer Players to higher level play and competition structure, offering them top-notch training to reach their soccer aspirations.

Aquatics Signature Programs

Aquatic Pentathlon

RAP is excited to offer its very first Aquatic Pentathlon program. The Aquatics Division is paying homage to the Olympic Pentathlon, by providing training in five signature events that will take place at 15 sites (15* of the 37 pre-qualified sites). This will provide the youth of Los Angeles with an amazing open-water experience in preparation for open-water swimming events. The Aquatic Pentathlon will consist of the following modules:

1. Open Water Swimming
2. Stand-Up Paddle Boarding
3. Canoeing
4. Kayaking
5. Snorkeling

RAP staff will take youth and focus on open-water skills as well as ocean, pool, and lake safety skills. Bus transportation will be utilized to take beach and lake trips lasting 6-8 hours that encompass the skills taught on-site and provide the opportunity for youth citywide to have safe access to the Aquatic Pentathlon program and travel to all beach/lake locations. During transport time, the instructor will provide information to the participants on what to expect that day, beach/lake safety, equipment orientation, program standards, and other instructions to ensure the maximum use of time at the location. Based on the initial popularity of this new signature program, Aquatics will add clinics as needed to serve as many youth as possible. The staff has selected 15 sites (from the 37 pre-qualified), as determined by Aquatics staff, to ensure equity and avoid closures of pool facilities.

- Summer Program
- Aquatic Pentathlon training in the five signature events will take place at 15 pre-qualified sites
- Classes will meet five days a week for one hour per day, for eight weeks
- Ages 9-17
- 20 participants per class
- Participants will receive a rash guard, swim cap, t-shirt, and goggles

Inner Tube Water Polo (ITWP)

RAP is excited to offer inner tube water polo as a new Signature Program. Inner Tube Water Polo provides a bridge from recreational swimming and swim lessons to traditional water polo. The inner tube becomes an equalizer in the sport, leveling the playing field for athletes of all abilities. Players experience less contact and expend less energy than traditional water polo players, by not having to tread water. This allows a wider level of participation in the sport. During Summer operations Athletes will compete in four Citywide tournaments culminating in a L.A. Championship. Buses will be used to transport athletes to the competitions to provide the opportunity for all to participate and have safe travel to the ITWP program. Under the supervision and coaching of RAP staff, athletes will learn general ITWP rules, skills in maneuvering in the inner tube, ball handling, offensive skills, defensive skills, and competition strategies. If the class proves to be popular, Aquatics staff will offer clinics (as staffing allows) to further promote the program and serve more youth.

- Summer
- Nine locations citywide
- Classes will meet Monday - Friday for 1 hour per day, for eight weeks
- Ages 9-17
- 20 Participants per class
- Participants will receive a program t-shirt

Kayaking

Kayaking improves aerobic fitness, strength, and flexibility. Additionally, participants gain an increased exposure to nature and adventure in a safe and structured manner. RAP will be extending kayaking as a Signature Program for a second year. This program will initially be offered at three locations during the summer season and expand to five as we enter into the fall. Youth will be transported from several aquatic facilities to the lakes. Classes will include a total of 20 hours of instruction. Outings will include transportation, skill-building time outside of the water, and in-water instruction.

- Summer, Fall, Winter, Spring
- There will be one pick up at one location per session
- Summer season: classes will be offered five times per week There will be eight sessions offered. Other seasons, classes will be offered on Saturdays or Sundays, for four weeks.
- Ages 9-17
- Up to ten participants per class
- Participants will receive a rash guard, t-shirt, and hat

Stand-Up Paddleboard (SUP)

RAP is thrilled to offer a stand-up paddleboarding new Signature Program for the 24/25 year. During training sessions, SUP Instructors will provide information to the participants on what to expect during the day which will include: beach safety, equipment orientation, program standards, and other instructions to ensure the maximum use of time at the beach. Due to inclement weather, beach programs may have to be canceled when advised to do so by LA County Public Health.

- Summer, Fall and Spring
- 2 sites in Summer, 1 site in Fall and Spring
- Summer operations: Classes will meet Monday - Friday, five hours daily and each session will run for one week, for a total of eight sessions. Fall and Spring operations: Saturday-only and Sunday-only classes for five hours, each session will run a total of four weeks.
- Ages 9-17
- 10 participants per class
- Participants will receive a rash guard, shorts, and t-shirt

Team SwimLA Surfing Team

RAP staff has offered a Learn to Surf program for the last two years and now looks to develop a TSLA Surf team. Coaches will provide instruction on foot positioning, rail-to-rail surfing, improving backhand surfing approach, positioning for priority during heats, wave approaches, swell tracking, general board selection for different waves and conditions, body mechanics for completing advanced maneuvers, as well as timing on waves for maneuvers. Lastly, participants will be working on progressively building core conditioning and competition strategies for competitions.

Included in the program is transportation to and from the beach, this will provide the opportunity for inner city youth to have safe access to participate in the TSLA Surf Team by providing safe travel to all beach locations. During transport time, the surf instructor will also provide information to the participants about what to expect that day, beach safety, skills and drills, program standards, and other instructions to ensure the maximum use of time at the beach. During the spring and fall seasons, RAP will be utilizing vanpools to provide transportation to and from the beach. While at the beach, participants and coaches will be intentional with their skill development to nurture their love for the sport and a strong foundation and test their skill development in inner-squad heat-style competitions as well as local tournaments. PlayLA looks to partner with USA Surfing, as well as ISA to assist in recommending quality instructors for this program as well as state-of-the-art education and training for our instructors.

- Summer, Fall, Spring
- There will be one site during Fall, Spring and two sites during Summer
- Summer operations: the team will meet five days a week, four hours daily, for eight weeks
- Fall/ Spring operations: Two weekend days for five hours per day

- Ages 9-17
- 80 participants during summer, 20 per class for other seasons
- Participants will receive a rash guard, t-shirt, and hat

USA Swim Team

RAP is proud to offer the opportunity for Los Angeles' brightest swim athletes to partake in a high-caliber swim program geared towards helping create competitive swimmers. Due to the high cost of these types of programs many of Los Angeles' inner city youth have not been able to participate in competitive swimming. This program seeks to bridge the socio-economic gap and give a platform for youth to advance their swim skills. The RAP team has partnered with USA Swimming's Community Outreach and Engagement Team to bring awareness and to provide a high level of training to the youth of Los Angeles.

USA Swimming will provide educational resources for the coaches, parents, and athletes. This strategic partnership seeks to cover coach's registration fees, foundational education fees, providing educational clinics for our athletes and parents, in addition to providing resources. USA Swimming Team will be seeking youth who are highly motivated, goal-oriented, and committed to being a student of the sport. Athletes will meet under the supervision of two Certified USA Swim coaches for up to two hours of in-water and dryland training. All athletes will be evaluated based on their skill level and assigned a training group. The athletes will be provided with four in-house swim clinics that will focus on stroke technique, discipline, and overall performance development. The athletes will compete in six intrasquad swim meets throughout the season that will culminate with two championship swim meets. The athletes will take part in two pre/post-event celebrations that will focus on team building, community outreach, and recognition of program goals and success.

All athletes in the program will have access to the onsite equipment and receive personal equipment and gear. Once an athlete has completed their six-month commitment they will be awarded a Team Swim parka to complete the uniform package for the team. All athletes will receive a USA Swimming Premier membership that allows athletes to be covered under accident/liability insurance for the year. The membership also provides the ability to participate in local swim committee section championship meets, AA champs, western zones, and junior Olympics for those who qualify. The membership allows members to participate in individual recognition programs from scholastic All-Americans to IMX and development camps for those athletes who qualify. Aquatics is requesting to extend USA Swim for one more year, as there were some delays in developing the partnership, which therefore delayed the implementation of the signature program. An additional year would allow Aquatics to fully develop the program and have it become a regular program for many years to come.

- Year-round, six-month commitment
- 18 sites citywide

- Up to four practices a week, four clinics, six meets person, two championships
- Ages 7-17
- 60 participants per team
- Participants will receive a t-shirt, swim cap, swimsuit, goggles, swim snorkel, and mesh training bag

USA Water Polo Team

RAP is proud to offer the opportunity for Los Angeles' brightest water polo players to partake in a high-caliber water polo program geared towards helping create competitive water polo teams. Due to the high cost of these types of programs many of Los Angeles' inner city youth have not been able to partake in higher-level water polo programs. This program seeks to bridge the socio-economic gap and give a platform for youth to advance their water polo skills. The RAP team has partnered with USA Water Polo's Community Diversity Equity and Inclusion Team to bring awareness to under-represented groups and provide a high level of training to the youth of Los Angeles.

USA Water Polo will provide educational resources for the coaches, parents, and athletes. This strategic partnership seeks to cover the coach's registration fees, and foundational education fees as well as providing educational clinics for our athletes and parents, and providing additional resources. The USA Water Polo Team is looking for youth who are highly motivated, goal-oriented, and committed to being a student of the sport. Athletes will meet under the supervision of two Certified USA Water Polo coaches for up to two hours of in-water and dryland training. All athletes will be evaluated based on their skill level and assigned a training group. The athletes will be provided with four in-house water polo clinics that will focus on offensive, defensive, and team strategy techniques, discipline, and overall performance development. The athletes will compete in four intrasquad tournaments throughout the season that will culminate with two championship playoff-style tournaments. The athletes will take part in two pre/post-event celebrations that will focus on team building, community outreach, and recognition of program goals and success.

All athletes in the program will have access to the onsite equipment and personal equipment and gear. Once an athlete has completed their six-month commitment they will be awarded a Water Polo Team robe to complete the uniform package for the team. All athletes will receive a USA Water Polo premier membership that allows athletes to be covered under accident/liability insurance for the year. The membership also provides the ability to participate in team tournaments, local regional events, zone events, junior Olympics (for those who qualify), Olympic development camps, diversity camps, and select national camps (for those who qualify). The membership allows members to participate in individual recognition programs from Scholastic All-American and development camps for those athletes who qualify.

- Year-round, six-month commitment
- Six sites citywide

- Training group that will practice up to four days a week during the year, four clinics, four tournaments, two championships
- Ages 7-17
- 100 participants per quarter, 20 youth per team
- Participants will receive a t-shirt, swim cap, swimsuit, goggles, and water polo ball

Recreation Signature Programs

Archery

Archery was first introduced in 1900 and reintroduced to the Olympic Games in 1972. It was one of the first sports to feature a women's event. RAP staff is currently working with USA Archery; the National Governing Body for the Olympic and Paralympic sport of archery in the United States as recognized by the U.S. Olympic and Paralympic Committee. RAP staff will continue to hire instructors as recommended by USA Archery and schedule training with USA Archery for field staff where the program is being implemented. Youth who participate will develop mental strength, self-confidence, aerobic endurance, balance, coordination, agility, flexibility, strength, and power. Archery will move from a pilot to a Signature Program for FY 24-25.

- Summer, Fall, Winter, Spring
- Archery will be offered at seventeen sites citywide
- Classes will meet once a week for one hour and each session will run for eight weeks.
- Ages 8-15
- Participants receive pack whistle, stretch band and loop, recurve bow equipment personal equipment

Boxing

In partnering with the USA Boxing / Southern California Association, quality certified instructors are being recommended to be hired by RAP for this program. The program is designed to introduce a non-traditional Olympic sport to youth throughout the city and encourage participation with a combination of high-quality instruction and affordable fees. Youth will receive athletic conditioning, confidence building, self-defense, health and proper fitness, and patience. To further competition for those athletes who wish to compete in boxing at a higher level, the program will purchase a Club membership from USA Boxing and Individual USA Boxing memberships for up to ten members from each site. This will allow the athletes to compete in USA/Southern California-sanctioned events throughout the calendar year.

- Summer, Fall, Winter, Spring
- Ten sites throughout the citywide

- Classes will meet three times a week for one hour, and each session will run for eight weeks. Competitive athletes will receive training five days a week for two hours daily, each session will run for ten weeks.
- Ages 5-17
- Participants receive uniform and personal equipment

Climbing

Sports Climbing made its debut in the 2020 Tokyo Olympics Games. Climbing involves physical strength, endurance, and concentration. The sport helps participants build focus, confidence, and self-esteem. Our Department has identified three businesses as potential partners, which will provide lessons to youth ages 5-15. To enhance the accessibility of the classes, children will be picked up and driven by RAP staff from ten local recreation centers, citywide, and driven to the local area climbing schools.

- Summer, Fall, Winter, Spring
- Classes will be held at privately owned locations. Pick up will be offered at nine RAP sites.
- Classes will meet once a week and each session will run for eight weeks.
- Ages 5-15

Equestrian

The equestrian program is designed to introduce youth to the wonderful world of horses and equine activities. Participants will learn about horses, how to ride and care for horses, and proper safety techniques. Equestrian activities are expensive and often out of reach for most Angelenos, but through PlayLA it will become accessible to youth throughout the City of Los Angeles. To enhance the accessibility of the classes, children will be picked up by RAP staff from local recreation centers and driven to the local area riding schools. RAP staff has identified nine sites throughout the three geographical regions of the City to offer equestrian classes. Classes will meet once a week and each session will run for eight weeks. All equipment needed for the children to safely participate in the program will be provided by the equestrian centers. Currently, RAP staff is looking for equestrian schools that carry all forms of liability insurance requested by risk management.

- Summer, Fall, Winter, Spring
- RAP staff has identified nine sites citywide
- Classes will meet once a week and each session will run for eight weeks.
- Ages 5-15

Fencing

Fencing appeared at the first modern Olympic Games in Athens in 1896. The physical benefits of fencing include increased coordination, agility, balance, flexibility, strength, and cardiovascular endurance. While fencing is a whole-body workout, it also develops greater mental agility and builds courage within the participants.

- Summer, Fall, Winter, Spring
- Ten sites citywide
- Classes will meet once a week for an hour and each session will run for eight weeks.
- Ages 8-15
- Participants will receive a FIE plastron, padded jacket, breeches, foil lame, and foil mask

Karate

In August 2016, karate was one of five sports to be included at Tokyo 2020. Participants in Karate will learn how to focus and have self-discipline and determination while improving motor skills and coordination. Youth will develop skills in kicking, flexibility, agility, and self-control. Staff have reached out to USA Karate, the National Governing Body for the sport of karate to assist in identifying local area instructors who would like to teach at the sites we have selected to offer this activity.

- Summer , Fall, Winter, Spring
- Ten locations citywide
- Classes will meet once a week and each session will run for eight weeks
- Ages 5-15
- Participants will receive a uniform

Table Tennis

Table tennis is an Olympic Sport that can be played at any recreation center between two players or as doubles teams. We will kick-off the tennis table program in Summer 2024. Participants will play under the Olympic rules for table tennis, Benefits for the participants include hand-eye coordination, mental acuity reflexes, balance, core strength, and aerobic fitness. It also provides physical health with mental benefits. Classes will be led by RAP instructors who have been trained by USA Table Tennis, the National Governing Board for Table Tennis.

- Summer, Fall, Winter, Spring
- Ten sites throughout four geographical regions
- Classes will be once a week for one hour, eight weeks
- Ages 5-17
- Participants will receive uniform and personal equipment

Triathlon

RAP staff are currently working with USA Triathlon; the National Governing Body for the Olympic Triathlon. As a new and emerging sport, triathlon provides the opportunity to participate and compete in three different disciplines, swimming, biking, and running. This program would allow for kids to be exposed to the sport of triathlon before the Olympic Games arrive to Los Angeles.

- Summer, Fall, Winter, Spring
- Three locations citywide
- Training will be held three times a week for one hour and three times a week for swimming, for eight weeks
- Ages 5-15
- Participants will receive a wetsuit, bike, helmet, running shoes, goggles, and swim cap

Additional Costs

Marketing

With the PlayLA brand identity now established, RAP will continue to use targeted and strategic marketing and communication approaches to promote brand awareness and increase participation. Significant marketing and engagement activities will continue to be performed before and during seasonal registration, with a focus on underserved communities and geographic areas with disproportionately lower participation. Marketing and outreach will include traditional and digital engagement strategies, which will include: paid digital media, paid outdoor advertising, broadcast media, print and branded collateral, targeted direct mail, and event activations. RAP will continue working with a local creative agency for PlayLA marketing implementation, and will also continue its engagement with an adaptive sports-focused consulting firm. Additionally, RAP will work to conduct impact research on the program and these marketing strategies through surveys, focus groups, and other evaluation tools.

As the success of PlayLA continues its remarkable journey, RAP will elevate its brand awareness with a primary focus on the value and high quality of the program and the importance of youth sports. The next phase of our marketing plan will include the implementation of a robust marketing strategy that will enhance its brand image and extend its reach to engage a broader audience based on data-driven insights. Collecting and analyzing data comprehensively will allow us to make informed decisions, craft personalized campaigns, and allocate resources efficiently.

In addition, RAP will employ a marketing firm to provide expertise, resources and a fresh perspective to elevate PlayLA and help achieve our marketing goals. RAP's decision to partner with marketing firms aligns with our mission to empower youth through sports by enhancing brand visibility, streamlining marketing operations, and optimizing resource allocation. Also, RAP will leverage

branding opportunities through the use of City assets such as public buses, trains, libraries, and event spaces to amplify PlayLA while contributing positively to the community.

RAP will continue its efforts to strengthen PlayLA's brand through its marketing approach to ensure that more youth and families can experience the benefits of high-quality sports inclusively and affordably.

EXHIBIT A: LA28 Recommended Activities

LA 2028 RECOMMENDED ACTIVITIES

- Badminton
- Baseball Clinics
- Basketball Clinics
- Boxing
- Cheer
- Dance - Various
- Dodgeball
- Field Hockey
- Fitness/ Exercise
- Frisbee Sports
- Flag Football Clinics
- Golf
- Gymnastics
- Judo
- Junior Golf
- Karate
- Kickball
- Lacrosse
- Martial Arts
- Roller Hockey
- Rugby
- Skating/ Skateboarding
- Soccer Clinics
- Softball Clinics
- Table Tennis
- Tennis
- Track and Field
- Volleyball Clinics

CITY OF LOS ANGELES

DEPARTMENT OF RECREATION AND PARKS



Adaptive Sports Project Plan

FY 2024/25



September 26, 2023



Adaptive Sports Project Plan

Table of Contents

Table of Contents	page 2
Mission Statement	page 3
Safety Measures	page 3
Overview of 2023/24	pages 3 - 7
Fiscal Year Ahead – 2024/25	pages 7 - 9
FY 2024/25 Budget Overview	pages 9
FY 2024/25 Budget Table	page 10
Summary	page 11
Program Descriptions	pages 12-17
Timeline	page 18



PLAYLA YOUTH AND ADAPTIVE YOUTH SPORTS PROGRAM

FY 2024 / 25 - Project Plan Narrative

September 26, 2023

Mission Statement

In partnership with LA28 and the Olympic and Paralympic Games, the PlayLA Youth and Adaptive Youth Sports Program provides adaptive sports programs to youth with disabilities throughout the City of Los Angeles to support and enhance life-long leisure pursuits and promote a healthy, active and equitable quality of life.

Safety Measures

The PlayLA Youth and Adaptive Youth Sports Program of the Department of Recreation and Parks (RAP) is committed to support and maintain a safe and healthy environment for youth participants, volunteers and staff. PlayLA Adaptive Sports follows all SafeSport protocol, training and requirements for our volunteers, City employees and coaches.

Overview of 2023/24

Our adaptive youth sport program is experiencing an expansion in both participation and program offerings. We are observing an increase in the engagement and enduring endorsement from our active participant families, concurrently attracting fresh entrants. The trajectory of our growth has been exponential. For instance, our para surf initiative demonstrated a 200 percent increase, progressing from an initial cohort of around 35 participants during the inaugural season to approximately 100 participants in the ongoing season of 2023-24. In line with our commitment to inclusivity and diversity, we have introduced novel sports disciplines such as wheelchair basketball. Notably, we anticipate further expansion with the inclusion of an athletics program slated to commence in the Spring of 2024.

As part of our strategic evolution, we have expanded our human resource framework within the adaptive sports division. Currently, our team consists of one Principal Supervisor I, two Senior Recreation Directors, two Facility Directors, as well as two Recreation Coordinators. This reinforced organizational structure empowers us to continue delivering excellence while fostering the growth and development of our adaptive youth sport program.



The momentum driving the promotion of PlayLA Adaptive Sports continues to gain strength, largely due to our collaboration with JTA Pacific, our esteemed Outreach and Marketing partner. Their invaluable insights have enabled us to enhance our engagement with patrons through several key initiatives:

- A well-structured quarterly newsletter that keeps our audience informed.
- Regular and impactful posts on various social media platforms.
- Carefully designed program flyers customized for each sport we offer.
- The creation of a new icon to complement the PlayLA logo, especially when promoting our adaptive sport programming.

The introduction of this new icon not only ensures that our community feels represented but also fosters a sense of connection. This coordinated effort not only strengthens our relationships within the adaptive sports community but also reinforces our connections across the wider network.

Furthermore, our collaborative partners contribute substantially to our outreach initiatives by lending their support in amplifying our message. This is evident through their enthusiastic promotion across their individual social networks and dissemination of information through our well-curated email contact lists. Such synergistic efforts collectively contribute to the continuous expansion and success of our endeavors in the realm of adaptive sports promotion.

Once again, our Para Surf program has garnered the attention of the media spotlight. A strategically timed press release was disseminated on July 20th, effectively piquing interest within the public sphere. Subsequently, on July 22, 2023, the notable occasion of our second para surf clinic of the season witnessed the participation and coverage of Channel 7 ABC, further underlining the program's significance and resonance.

In FY 2022/23 our Adaptive Sports Team attended several outreach events to promote and gain further exposure of PlayLA Adaptive Sports in our communities. These events included promotions at Inclusion matters by Shane's Inspiration re-opening of Aidan's Place at Westwood Recreation Center, the Angel City Games at USC, the Abilities EXPO at the Los Angeles Convention Center and the Los Angeles Children's Hospital Walk and Play L.A. at the Santa Monica Pier.

In Winter of 2023, we introduced the inaugural Adaptive Archery program at two of our City of Los Angeles Archery sites, Woodley Park Archery Range and Easton-Rancho



Park Archery Range. Together with our provider, the Triumph Foundation, clinics were held for youth with disabilities ages 5 – 17. The outcome surpassed all expectations, unequivocally establishing it as one of our most inclusive sports offerings. Enthusiastically embracing the endeavor were young individuals from diverse backgrounds, including those in the visually impaired community, those affected by spina bifida, cerebral palsy, and autism. This success profoundly underscores the sport's capacity to cater to youths of every ability, making adaptive archery a unifying platform for all. In Winter 2023, PlayLA Adaptive Sports also saw the return of Adaptive Sport – Sitting Volleyball at five different sites across the City. Together with our provider, the Triumph Foundation, clinics were held for youth with disabilities ages 5 – 17 at EXPO Center, Michelle and Barack Obama Sports Complex, Van Nuys Sherman Oaks Recreation Center, Cheviot Hills Recreation Center, and Rio de Los Angeles State Park.

Our enduring partnership with Ride On Therapeutic Horsemanship continues to thrive this year, enabling us to offer year-round Para Equestrian Clinics for youth aged 7 to 17. Since its inception, this program consistently garners a full roster of registrations, attesting to its exceptional appeal for youths with disabilities. Notably, our equestrian participants achieved a remarkable milestone this year by participating in the renowned CALNET horse show in May. This inaugural competitive experience marks a significant step forward in our commitment to empowering athletes through adaptive sports.

This past Spring, we proudly hosted a series of wheelchair tennis clinics for the second consecutive year, conducting them at two locations; Glassell Recreation Center and Studio City Recreation Center. Notably, this year's initiative commenced on a highly promising note, with a surge in participant numbers on the very first day of clinics. Furthermore, our adaptive sports offerings, encompassing the realm of wheelchair tennis, received recognition and coverage in a feature published at: <https://www.insidethegames.biz/articles/1126807/playla-initiative-los-angeles-2028>

Summer 2023 buzzed with activity as we expanded our adaptive sports offerings across all four regions of the Department. The established Para Equestrian classes and vibrant Para Surfing Clinics remained, complemented by the thrilling inclusion of Wheelchair Basketball.

Collaborative efforts amplified our impact. The Triumph Foundation spearheaded Wheelchair Basketball Clinics at Glassell Recreation Center and Studio City Recreation Center. Simultaneously, the Challenged Athletes Foundation made a noteworthy return,



leading six Para Surf Clinics at Venice Beach— twice the number compared to last year. Notably, this year, our Para Surf program benefited from the support of our Department's Aquatics Division, bolstering our coaching expertise and adaptive assistance.

This Fall, our partnership with the US Association of Blind Athletes (USABA) is back with Blind Soccer clinics for youth aged 5 to 17 on eight dates from September through October. Doubling last year's number of clinics, these engaging sessions coincide with Blind Awareness Month. Our soccer clinics will include sighted youth goalies from Hubert Humphrey Recreation Center in the Valley Region and Mar Vista Recreation Center in the West Region.

Furthermore, we're excited to reintroduce our Adaptive Skateboarding Clinics at four city locations: Chevy Chase Recreation Center, Stoner Recreation Center, Westchester Recreation Center, and Harbor City Recreation Center. These endeavors underscore our unwavering dedication to fostering inclusive adaptive sports.

Para Equestrian programming continues to be extremely popular and remains an ongoing sport with classes for eight weeks each season and clinics four times a year. Our goal is to have on-going classes at the LA Equestrian Center by 2025.

The PlayLA Adaptive swim lesson program is a year-round program open to youth ages 5-17 who have different physical or cognitive needs. This is a group lesson, where the instructor incorporates water safety and swimming fundamentals, while accommodating the abilities of each individual. Aides are encouraged to get in the water with their participant at no extra cost, but are not mandated to unless specifically needed for medical or safety reasons.



Professional Development-Continued Education

In April 2023, the founding members of the PlayLA Adaptive Sports Division were granted the esteemed opportunity to lead an enlightening session at the annual conference of the California Parks and Recreation Society, held in San Diego, CA. The session was aptly titled, "THINK BIG, PLAY BIG: LA28's Pivotal Investment in Advancing Adaptive Sports in Los Angeles" representing the City of Los Angeles and the Department of Recreation and Parks, we shared our insights and journey in establishing a sustainable adaptive recreation program for youth.

This conference served as a platform to enrich the knowledge and skills of our recreation staff. It provided a valuable opportunity for recreation professionals to learn from seasoned experts in the field. Through our participation, our team not only garnered fresh insights into emerging industry trends but also delved into the exploration of best practices that enrich our adaptive sports initiatives.

In May 2023, the Adaptive Team seized a valuable opportunity by taking part in an education conference held in Louisville, Kentucky. As aptly described by Move United, "the conference facilitated the provision of essential tools, comprehensive training, and impactful discussions, all contributing to the transformation of disability inclusion within the realm of sports."

Fiscal Year Ahead – 2024/25

The surge in momentum for Adaptive Sports remains evident as programs experience ongoing growth and receive consistently positive feedback. Through meticulous efforts, We diligently continue to lay the groundwork of trust and excellence in our programming, while fostering a sense of community among both participants and their families.

At the core of the Adaptive Sports Division's success is the establishment and nurturing of strong communication channels with the parents/guardians of our young participants. This proactive approach to communication has proven instrumental in cultivating essential rapport and trust within our extended community. Our strategies encompass a range of practices, including timely email reminders, personal phone outreach, unwavering consistency, persistent follow-up, and warmly welcoming participants upon their arrival.



Each of these measures seamlessly intertwines to reinforce our commitment to fostering trust and building enduring relationships.

All eleven of the projected Adaptive Sports for FY 2024/25 will be executed with care. These sports include: Adaptive Archery, Adaptive Athletics, Adaptive Skateboarding Clinics, Adaptive Swimming Classes, Blind Soccer Classes, Goalball Clinics, Para Equestrian Classes and Clinics, Para Surf Clinics, Sitting Volleyball Clinics, Wheelchair Basketball Clinics and Wheelchair Tennis Classes.

RAP and the City of Los Angeles Department on Disability (DoD) are currently collaborating to provide site evaluations for our RAP program sites. DoD staff are scheduling contracted vendors to perform these assessments and report on suggested repairs, needed signage or facility modifications to ensure that all of our sites meet the ADA access needs of our participants.

During the first round of qualifications, the Los Angeles City Council approved contracts with nine organizations to collaborate with PlayLA Adaptive Sports through the City's Request for Qualification (RFQ) process. Four pre-qualified organizations elected not to finalize their contracts. The updated list of first round, qualified organizations are as follows:

- Triumph Foundation
- Inclusion Matters by Shane's Inspiration
- JTA Pacific, Inc.
- Challenged Athletes, Inc.
- Pony Box Dance Theatre

The following four organizations were approved and finalized in the second round of qualifications in March 2022:

- Maroon Society
- Ride On
- Sender One Climbing
- United States Association of Blind Athletes

The Adaptive Sports Division has already collaborated with six of the nine approved contractors.



Transportation proved to be an item that requires additional research. This item was removed from the project plan during FY 2023-24. The lack of transportation service has not had a negative impact on programming.

Budget Overview

The FY 24/25 budget shows increased budgets as we expand programming to additional participants. In addition, the budget is now a more accurate reflection of what costs are involved with providing these specialized sports to our communities. Estimates can now be supported by actual operational experience. Equipment costs for FY 24/25 include the annual replenishment of personal items such as sport jerseys, t-shirts, whistles, goggles and eyeshades, awards and some sports equipment. Recurring costs for staffing, outreach and marketing and have been maintained this budget year. The budget for Special Events has been increased to account for seasonal departmental events. Please see the attached budget on the next page.



The total estimated expense budget for the Adaptive Sports Program for FY 2024-25 is **\$ 1,165,299.00** as itemized below.

ITEM	FY 2024-25
Adaptive Archery	\$ 68,288.00
Adaptive Athletics	\$ 61,680.00
Adaptive Kayaking	\$ 116,502.00
Adaptive Skateboarding	\$ 64,008.00
Adaptive Swimming	\$ 134,113.00
Blind Soccer	\$ 78,489.00
Goalball	\$ 74,659.00
Para Equestrian	\$ 199,025.00
Para Surfing	\$ 65,187.00
Sitting Volleyball	\$ 47,142.00
Wheelchair Basketball	\$ 77,340.00
Wheelchair Tennis	\$ 68,298.00
Trainings	\$ 16,000.00
Special Events	\$ 94,568.00
Total	\$ 1,165,299.00



Summary

- First Sports Clinic was held in February 2022
- Goalball and Wheelchair Basketball removed in FY 2021/22 due to COVID-19 indoor vaccination requirements
- Wheelchair Basketball replaced by Wheelchair Tennis in FY 2022/23
- Goalball replaced by Blind Soccer in FY 2022/23
- Adaptive Archery added in Winter of FY 2022/23
- Costs for seasonal kick-off events were added to Special Event budget in FY 23/24
- Marketing and Outreach was extended to FY 2023/24 and is now included in main budget
- Nine approved partners contracted to work with PlayLA Adaptive Sports Budget adjusted to reflect increased participation and more accurate costs
- Adaptive Archery Clinics expanded from four to six clinics for Winter of FY 2024/25
- Adaptive Kayaking added to the program and budget for Summer of FY 2024/25
- Goalball added to the program and budget for Spring of FY 2024/25



Adaptive Sports – Program Descriptions FY 24/25

Adaptive Archery

Archery is a Paralympic Sport that focuses on accuracy, strength, and concentration. There are various competition categories for athletes and allows people of all abilities to participate. Various adaptations in archery allow people with visual impairments, intellectual disabilities, and physical disabilities to participate in. This program is intended to introduce youth participants to the sport of Archery through an inclusive and enriching environment as well as providing access to the use of the amazing archery venues within the City of Los Angeles.

- Summer Program
- Adaptive Archery will be offered at Easton-Rancho Park Archery Range
- The program will consist of six clinics
- Ages 5 – 17
- 12 participants per clinic
- Participants will receive a t-shirt, sports water bottle, hat, and an award

Adaptive Athletics

Athletics is a Paralympic Sport that was first introduced to the Paralympics in 1952. Some of the events of athletics includes; Short/Middle/Long distance races, High Jumps, Long Jump, Javelin Throw, and Discuss Throw, and Marathons events. Athletes with physical, intellectual, and visual impairments can participate in these events. Guide runners are a unique adaptation that allows participants with visual impairments to compete. Adaptive Athletics will focus on introducing youth participants with disabilities into inclusive athletic events that will teach them the fundamentals of the sport.

- Spring Program
- Adaptive Athletics will be offered at the newly renovated Michelle and Barack Obama Sports Complex
- Ages 5 – 17
- The program will consist of four clinics in the Spring
- Up to 20 participants per quarter
- Participants will receive a t-shirt, towel, and water bottle



Adaptive Kayaking

Adaptive Kayaking will be introduced as a Signature PlayLA Adaptive Sport Program. Our Adaptive Kayaking Program offers an inclusive and exhilarating watersport experience designed to cater to youth with disabilities. This dynamic program provides a unique opportunity for youth of all backgrounds to enjoy the thrill of kayaking while embracing the beauty of nature. Outings will include skill-building time outside of the water and in-water instruction. Participants will be provided with specialized sport and safety equipment such as life vests and expert guidance, ensuring a safe and enjoyable adventure on the water. During the summer season, classes will be offered as a one day class, for a class duration of four hours. There will be eight classes total offered in this series. Each class will host a maximum of six participants.

- Summer Program
- Adaptive Kayaking will be offered city wide at various aquatic sites throughout the city of Los Angeles
- The program will consist of eight classes in the summer
- Ages 9 – 17
- 6 participants per class
- Participants will receive a rash guard, hat and t-shirt

Adaptive Skateboarding

Adaptive Skateboarding is a sport that is up for consideration for the 2028 Paralympic Games. Participants in Adaptive Skateboarding are able to use a skateboard or wheelchair. Prosthetics and assistive devices are allowed to assist the participants. Adaptive Skateboarding can be enjoyed by participants in an open freestyle setting or in a competition setting. Adaptive Skateboarding is a sport recommended for people with physical disabilities, intellectual disabilities, and people with a visual impairment (Aide/assistant required).

- Fall Program
- Adaptive Skateboarding will be offered city wide at four skate parks
- The program will consist of 4 clinics in the fall
- Ages 5 – 17
- 12 participants per clinic
- Participants will receive a t-shirt, towel, and water bottle



Adaptive Swimming

Swimming was one of the original sports for the first Paralympic Games in Rome 1960. Some of the events are crawl stroke, backstroke, butterfly, and breaststroke. Swimmers can use different starting methods that can best accommodate their impairment. Through the leadership of the Aquatics Division, the program is intended to provide adaptive swimming to children with physical disabilities, vision impairments and intellectual disabilities.

- Summer, Fall, Winter and Spring
- Offered at all L.A. City pools, 19 year-round and 33 seasonal facilities. The program consists of 10, 25 minute classes during the Summer and 8, 25 minute classes during the Fall, Winter and Spring seasons.
- Ages 5-17
- Participants will receive a t-shirt, towel, and water bottle

Blind Soccer

Blind soccer, also known as 5-a-side soccer or football 5-a-side, is an adaptation of soccer for athletes with a vision impairment. The sport has been governed by the International Blind Sports Federation (IBSA) since 1996 and it is played with modified FIFA rules. Blind soccer teams are made up of four outfield players and one goalkeeper. Outfield players are visually impaired which means they are completely blind, have very low visual acuity, and/or no light perception, whilst the goalkeeper must be sighted or partially sighted. To ensure fair competition, all outfield players must wear eyeshades. Teams are allowed off-field guides to assist them. The ball makes a noise due to a sound system located inside that helps players orient themselves. Players committing five fouls during one game are disqualified from the game. Spectators must remain silent while watching the game until a goal is scored. Participants will be introduced to the basics and fundamentals of the sport.

- Fall Program
- Blind Soccer will be offered at Mar Vista Recreation Center and Hubert H. Humphrey Recreation Center
- The program will consist of eight classes, four classes per site
- Ages 5 -17
- Participants will receive a t-shirt, towel, and water bottle



Goalball

Goalball is a team sport played by athletes with a visual impairment. Goalball was introduced to the Paralympics as a demonstration in the Toronto 1976 games and adopted in 1980 in the Arnhem games. A women's competition was featured and adopted at the New York and Stoke Mandeville 1984 games. The game is played using a specialized ball with bells inside. The bells inside the ball help the players on defense listen for the oncoming ball and attempt to block it with their bodies. A goalball game consists of 2 teams with 6 maximum players per team. 3 Players are on the court per team. The objective is to roll the ball with bells inside, over the opponent's goal line. Players wear eyeshades (complete blackout) for fair play and rely on their auditory senses and tactile senses to compete. A unique component of the sport is that the crowd/players/staff on site must remain quiet when either team is on offense. Cheering can resume after the attempt at goal has been completed. Participants will be introduced to the basics and fundamentals of the sport.

- Spring Program
- Goalball will be offered at Michelle and Barack Obama Sports Complex
- The program will be clinic based offering four clinics per quarter
- Ages 5 -17
- 10 participants per clinic
- Participants will receive a t-shirt, towel, and water bottle

Para Equestrian

Para Equestrian is composed of an individual or team competition where athletes compete against each other based on the same grade of impairment. Freestyle competitions allow participants to perform a personally choreographed routine set to their own choice of music. The goal of the program is to provide youth with a physical disability, intellectual disability, or visual impairment, an opportunity to compete and participate. Participants will be taught the various disciplines of the sport as well as maneuvering a horse through an obstacle course in a safe environment.

- Fall Program
- Blind Soccer will be offered at Mar Vista Recreation Center and Hubert H. Humphrey Recreation Center
- The program will consist of eight classes, four classes per site
- Ages 5 -17
- Participants will receive a t-shirt, towel, and water bottle



- 2 Sessions will be offered per quarter
- 6 participants per session (12 participants total per quarter for classes)
- 24 Participants per Clinic
- Participants will receive a t-shirt, towel, and water bottle

Para Surfing

Para Surfing is an adapted form of surfing that allows people with disabilities to participate in surfing activities. Participants are able to use various prosthetics, orthotics, or essential safety equipment. Some of the common Para Surfing disciplines include; Para Surf Stand, Para Surf Kneel, Para Surf Prone, and Para Surf Visual Impairment. The goal of the Para Surf program is to provide youth with physical disabilities, intellectual disabilities, and visual impairments an opportunity to participate and compete.

- Summer Program
- Para Surfing will be held at Venice Beach Recreation Center
- The program will consist of eight classes in the summer
- Participants will receive a t-shirt, towel, and water bottle
- Ages 7 -17

Sitting Volleyball

Sitting volleyball is a form of volleyball that is played on the floor. Sitting volleyball became a Paralympic Sport for men at the Arnhem 1980 games and for women at the 2004 Athens games. Gameplay consists of 6 vs 6. Sitting volleyball uses a smaller court and lower net. The game is played at a faster speed because the players are closer together. Teamwork and deceptive serving are important aspects of the game. Participants will be introduced to the basics and fundamentals of the sport.

- Winter Program
- Sitting volleyball will be offered city wide at five recreation centers
- The program will be clinic based
- Ages 5 -17
- 15 participants per clinic
- Participants will receive a t-shirt, towel, and water bottle



Wheelchair Basketball

Wheelchair basketball is a Paralympic sport that was adopted in the 1960 Rome games. Games consist of 2 vs 2, 3 vs 3, or 5 vs 5. In wheelchair basketball, players are allowed to stop and then resume dribbling as they push their wheelchair up to 2 consecutive times. In the Paralympics, players are classified on a point system ranging from 1 to 4.5 based on their functional mobility. Low Pointer: Players with severe impairment 1 to 2.5 points. High Pointer: Players with a minor impairment. Players with varying functional abilities are selected with each playing a different role and style. Participants will be introduced to the basics and fundamentals of the sport.

- Winter Program
- Wheelchair basketball will be offered city wide at 4 recreation centers
- Ages 5 -17
- 10 participants per clinic
- Participants will receive a t-shirt, towel, and water bottle

Wheelchair Tennis

The program will focus on introducing the sport to children with physical and intellectual disabilities. Wheelchair Tennis is a Paralympic sport that was adopted in the Barcelona 1992 Games. Wheelchair tennis gameplay includes singles, doubles, quad singles, and quad doubles. Open Division: Players have a permanent physical impairment that results in substantial loss of function in one or both legs. Quad Division: Players meet the open division eligibility criteria but also have a permanent physical impairment that results in substantial loss of function in one or both arms.

- Spring Program
- Wheelchair Tennis will be offered city wide at recreation centers; Glassell Recreation Center and Studio City Recreation Center
- The program will offer four clinics per quarter
- Ages 5 -17
- 12 participants per clinic
- Participants will receive a t-shirt, towel, and water bottle



Adaptive SportsTimeline Fiscal Year 2024/25:

Sports, Clinics, Classes and Events

Summer:

- Adaptive Archery
- Adaptive Kayaking
- Adaptive Swimming
- Para Equestrian
- Para Surfing
- Wheelchair Basketball

Fall:

- Adaptive Skateboarding
- Adaptive Swimming
- Blind Soccer
- Para Equestrian

Winter:

- Adaptive Swimming
- Para Equestrian
- Sitting Volleyball
- Wheelchair Basketball

Spring:

- Adaptive Athletics
- Adaptive Swimming
- Goalball
- Para Equestrian
- Wheelchair Tennis

**AGREEMENT BETWEEN
THE CITY OF LOS ANGELES AND THE
LOS ANGELES ORGANIZING COMMITTEE FOR THE OLYMPIC AND PARALYMPIC
GAMES 2028
REGARDING
THE 2028 YOUTH SPORT PARTNERSHIP (“YSP”)**

This agreement regarding the 2028 Youth Sport Partnership (“YSP Agreement”) is made and entered into as of the date of the last signature set forth below, and is by and between the City of Los Angeles (“City”), a municipal corporation, acting by and through its Department of Recreation and Parks (“RAP” or “Department”), and the Los Angeles Organizing Committee for the Olympic and Paralympic Games 2028 (“LA 2028” or “OCOG”), a California nonprofit public benefit corporation, formerly known as the Los Angeles 2024 Exploratory Committee. Collectively, these entities shall be known herein as the “Parties” or individually as a “Party.”

WITNESSETH

WHEREAS, on August 16, 2017, the City and LA 2028 entered into the Memorandum of Understanding regarding the organizing of the 2028 Olympic and Paralympic Games (“2017 MOU”) by and among the City, LA 2028, and the United States Olympic and Paralympic Committee (“USOPC”), formerly known as the United States Olympic Committee (“USOC”), describing the cooperation of these parties to deliver the 2028 Games; and

WHEREAS, on September 13, 2017, the International Olympic Committee (“IOC”) awarded the 2028 Games to LA 2028 and the City of Los Angeles, and accordingly, the IOC, USOPC, and the City entered into the Host City Contract 2028 (“Host City Contract”, consisting of the Host City Contract – Principles and its annexes, in particular the Host City Contract – Operational Requirements); and

WHEREAS, among other things, the 2017 MOU provided that if the City and LA 2028 were awarded the opportunity to host the 2028 Olympic and Paralympic Games (“2028 Games”), matters pertaining to the relationship between the City and the OCOG would be memorialized in a definitive “Los Angeles 2028 Games Agreement” (“Games Agreement”) between the City and LA 2028, which would include terms and provisions for LA 2028’s support for a City youth sports partnership aimed at significantly enhancing the opportunities for the City’s youth to access City sport programming; and

WHEREAS, selection of a Host City for the 2028 Games provides an additional four years of OCOG operations and revenue-generation capacity also provide the Parties - with the support of the IOC - a significant opportunity to enhance access to City youth sports programming in the years leading up to the 2028 Games; and

WHEREAS, LA 2028 was subsequently joined to the Host City Contract by execution of that certain Joinder Agreement dated September 12, 2018; and

WHEREAS, in 2018, in advance of the completion of the Games Agreement and this YSP Agreement, RAP and the Los Angeles Parks Foundation, a California nonprofit public benefit corporation (“LAPF”), collectively requested funding up to one million, three hundred ten thousand dollars (\$1,310,000) from LA 2028 in support of the City’s 2018 SWIMLA youth aquatic program, with the express understanding that the expended amount would be credited toward the Youth Sport Commitment (defined below); and

WHEREAS, in 2018, RAP successfully doubled the enrollment in SWIMLA from 18,193 in 2017 to 36,073 in 2018; and

WHEREAS, in June 2019, RAP and LAPF collectively requested funding from LA 2028 in the amount of one million, four hundred and fifty-seven thousand, nine hundred fifty-five dollars (\$1,457,955) to support the City's 2019 SWIMLA youth aquatic program and its goal of further expanding enrollment in SWIMLA from 36,073 to 40,000; and

WHEREAS, substantially concurrently herewith, and subject to the approval of the IOC and all other necessary parties, the City and LA 2028 shall enter into the Games Agreement, which establishes that the terms and provisions pertaining to the Youth Sport Commitment shall be set forth in this YSP Agreement; and

WHEREAS, this YSP Agreement – consistent with Section 7.2 of the Host City Contract Principles, which provides for a cash portion of the IOC's contribution to be used by LA 2028 to support projects related to the development of youth and sport-oriented activities to be carried out in the Host City to increase youth sports participation prior to the 2028 Games – structures LA 2028's commitment to invest \$160 million in cash to increase youth sports participation according to terms that provide funding certainty and programmatic discretion for the City ("Youth Sport Commitment"); and

WHEREAS, LA 2028 desires to provide funding to directly support youth participation in quality City youth sport programming in satisfaction of the Youth Sport Commitment; and

WHEREAS, LA 2028 desires to partner with the City to significantly enhance access to sport for the City's youth up to and through the 2028 Games by removing barriers to participation, on the terms and conditions set forth in this YSP Agreement ("2028 Youth Sports Partnership"); and

WHEREAS, addressing barriers to participation include considerations to achieve gender equity, promote inclusive programming for all abilities, and increase access and opportunity for all young people to ensure enduring benefits for all communities in the City of Los Angeles; and

WHEREAS, a 2028 Youth Sports Partnership between the City and LA 2028 shall commence upon execution of this YSP Agreement and continue through the 2028 Games, and shall satisfy LA 2028's Youth Sport Commitment, provided that any prior grants provided by LA 2028 to RAP and/or LAPF through the 2018 SWIMLA Grant Agreement and the 2019 SWIMLA Grant Agreement shall be credited toward the Youth Sport Commitment; and

WHEREAS, the terms of the 2028 Youth Sport Partnership have been developed in collaboration with the City and with the approval of the IOC, and are ultimately memorialized in this YSP Agreement; and

WHEREAS, the City, through RAP, and LA 2028 are entering into this YSP Agreement to memorialize the terms relating to the implementation of the 2028 Youth Sport Partnership, including the material terms to which any grant funds provided hereunder would be subject (each a "YSP Project Plan").

NOW, THEREFORE, in consideration of the mutual benefits to be derived by the Parties, and of the promises contained in this YSP Agreement, the Parties hereby agree as follows:

Section 1. Recitals. The recitals set forth above are fully incorporated into this YSP Agreement.

Section 2. Purpose. The purpose of this YSP Agreement is to set forth certain material terms of the relationship between RAP and LA 2028 that shall be memorialized, implemented, and maintained during the Agreement Term (defined below) with respect to the 2028 Youth Sports Partnership.

Section 3. Cooperation. Pursuant to the terms of the Games Agreement, the Parties shall cooperate with one another in good faith to negotiate, obtain all necessary approvals for, and enter into agreements related to the 2028 Youth Sports Partnership during the Term, including the YSP Project Plan as described herein.

Section 4. Voluntary. This YSP Agreement is voluntarily entered into for the purpose set forth in Section 2 above.

Section 5. YSP Agreement Term. Subject to IOC approval, this YSP Agreement shall become effective on the date of the last signature set forth below by the Parties, and shall remain in effect through September 1, 2028, unless terminated earlier in accordance with Section 14 of this YSP Agreement (the “Agreement Term”), or extended through Amendment as stated in Section 17(d) herein.

Section 6. Definitions. Capitalized terms used herein but not otherwise defined shall have the meanings ascribed to them below.

- (a) “Activities” shall mean all Youth sports-related activities carried out according to the approved annual YSP Project Plan or subsequent amended plan for that year.
- (b) “Adaptive Sport” shall mean recreational, fitness, or sport Activities that are inclusive of persons with disabilities.
- (c) “Applicable Law” shall mean all applicable local, state and federal laws, regulations, Orders, and other governmental actions.
- (d) “Departmental Standards” or “RAP Standards” shall mean RAP’s standards and criteria set forth in *Exhibit A*, including standards and criteria regarding site safety, maintenance, coach training, and Safe Sport.
- (e) “Class” shall mean any Youth fitness class provided by RAP or other RAP Partner Provider, at a Recreation Center or other such facilities where Activities occur, which shall each meet the Quality Youth Sports Criteria and be described in a YSP Project Plan.
- (f) “Direct Costs” shall mean those costs incurred by the Grantee of the type described in *Exhibit B*, and reimbursable at the rates set forth in *Exhibit B*, subject to the terms and conditions of this YSP Agreement. In no case shall Direct Costs include any cost where the payment of which would violate any Applicable Law or otherwise constitute a breach of this YSP Agreement. Upon mutual agreement by the Parties, Direct Costs may be adjusted over time based on actual costs to RAP or RAP Partner Provider, allowing for increased costs for activities to meet RAP Standards, consistent with meeting Quality Youth Sports Criteria defined herein.
- (g) “Eligible Participant” shall mean: (i) any Youth enrolled and participating in a League or Class offered at a Pre-Qualified Recreation Center; or (ii) any Youth enrolled and participating in a League or Class at any Recreation Center in Los Angeles, which is not a Pre-Qualified Recreation Center (or other such sports facility as set forth in a YSP

Project Plan approved by LA 2028 and by City Council), and whose family demonstrates financial need through submission of a Fee Waiver to RAP; or (iii) any Youth enrolled in and participating in a League or Class provided by RAP Partner Providers at either a Pre-Qualified Recreation Center or pursuant to a Fee Waiver.

- (h) “Enrollment Practices” shall mean the systems, procedures, language, and culturally appropriate practices adopted by RAP from time to time and as described in ***Exhibit C***, which are designed to (i) facilitate public awareness of the Quality Youth Sports offered at Recreation Centers or other such facilities where Activities occur, (ii) facilitate or simplify in-person and online registration, and (iii) encourage feedback, provided that there is no additional resource impact or fee to RAP or the end-user.
- (i) “Fee Waiver” shall mean the self-certification form by which financial need shall be assessed, in substantially the same form as ***Exhibit D*** attached hereto. Each Fee Waiver shall include certification that the Youth participant is eligible to receive and/or receives a free or reduced lunch at the public or private school attended by such Youth (which school shall be identified on Fee Waiver).
- (j) “Grantee” shall mean the City acting through RAP pursuant to the terms and conditions of this YSP Agreement.
- (k) “League” shall mean any Youth sport league provided by RAP or other RAP Partner Provider, at a Recreation Center or other such facilities where Activities occur, which meet the Quality Youth Sports Criteria and is described in a YSP Project Plan approved by LA 2028.
- (l) “Orders” shall mean the provisions of the City’s charter, ordinances, and rules; laws and regulations; and any orders, writs, judgments, decrees, determinations, or awards to which the City or RAP is a party.
- (m) “Pre-Qualified Recreation Center” shall mean those Recreation Centers located in neighborhoods where the median household income is under \$70,000 within a half-mile radius, in accordance with the California State Parks Community Fact Finder. Pre-Qualified Recreation Centers will be identified in the annual YSP Project Plan and selection will prioritize sites where increased investments promote equitable access to sports and fitness opportunities. Subject to mutual agreement by the Parties, the Parties may adjust or re-classify how Pre-Qualified Recreation Centers are pre-qualified in order to increase participant access or to adjust for capacity, provided that LA28 shall provide the IOC with notice prior to any such adjustments or reclassifications.
- (n) “Program Year” shall mean (i) the period commencing upon the Effective Date of the YSP Agreement through June 30, 2020 for the first Fiscal Year of the Agreement Term; (ii) any subsequent twelve-month period from July 1 through June 30 thereafter during the Agreement Term; or (iii) the period commencing July 1, 2028 and concluding September 1, 2028 for the final Fiscal Year of the Agreement Term.
- (o) “Quality Youth Sports” shall mean City approved Classes, Leagues, and Signature Youth Sport Programs, which meet or exceed the Quality Youth Sports Criteria, offered by RAP and RAP Partner Providers.

- (p) “Quality Youth Sports Criteria” shall mean the RAP Standards with respect to site safety, maintenance, coach training, and Safe Sport (as specified in ***Exhibit A***); and Enrollment Practices for participants (on-line or in person and as specified in ***Exhibit C***).
- (q) “RAP Partner Provider” shall mean third-party sport and fitness program providers that are selected by RAP to enhance, complement, or otherwise provide City Leagues, Classes, and Signature Youth Sport Programs. The Parties agree that RAP Partner Providers must comply with the requirements in this YSP Agreement unless otherwise specified.
- (r) “Recreation Center” shall mean any and all of the one hundred twenty-three (123) recreation centers currently managed by RAP in the City, as well as any new centers that may be developed or added to the Department during the Agreement Term.
- (s) “Safe Sport” shall mean RAP’s implementation of the education and response recommendations developed with, and approved by, the U.S. Center for SafeSport to protect athletes from emotional, physical, and sexual misconduct by informing and training participants, parents and guardians of participants, coaches, officials, volunteers, and staff related to youth sports programs and establishing an effective response and resolution mechanism.
- (t) “Seasonal Sports Schedule” shall mean the combined schedule of Leagues and Classes provided at Recreation Centers by RAP or other RAP Partner Provider identified in a YSP Project Plan approved by LA 2028. The Seasonal Sports Schedule shall be divided into four program seasons consisting of fall, winter, spring, and summer seasons.
- (u) “Special Fund” shall mean the Youth Sports Program Fund that is created and established within the City’s Treasury for the receipt, retention, and disbursement of funding received by the City pursuant to this YSP Agreement.
- (v) “Signature Youth Sports Program” shall mean any new or substantially reorganized RAP offering of sport or Adaptive Sport for Youth, including offerings delivered in conjunction with a RAP Partner Provider, which shall meet the Quality Youth Sports Criteria and be described in a YSP Project Plan.
- (w) “Start-Up Costs” shall mean the costs associated with creating or substantially reorganizing Youth and sport-oriented programs.
- (x) “Trained Coaches” shall mean each sports instructor or coach of Activities, whether paid or volunteer, who is certified in accordance with ***Exhibit A***.
- (y) “Youth” shall mean an individual who is under the age of eighteen (18) on the first day of the League, Class, or other such Activity identified in an approved YSP Project Plan.
- (z) “YSP Project Plan” shall mean the annual written project plan which shall be submitted by the City to LA 2028 to approve or reject each year as set forth in Section 9(b) during the term of this YSP Agreement, and which shall meet the terms of this YSP Agreement, including specifications mutually agreed upon by the Parties for fund allocations by LA2028. Within 30 days of a YSP Project Plan’s approval, LA 2028 shall provide notice to the IOC of such YSP Project Plan’s approval and content.

Section 7. Roles and Responsibilities.

(a) LA 2028 Availability of Grant Funds. During the term of this YSP Agreement, LA 2028 shall make available \$160,000,000 to the City, less the SWIMLA Grants expended in 2018 and 2019, as recited above, to be paid for YSP Project Plan Grants (“Grant Funds”) on the terms and conditions set forth in Section 8 below.

(b) RAP Provision of Quality Youth Sports. During the Agreement Term:

- (i) RAP shall provide Leagues and Classes at all Recreation Centers within the City, subject to availability, capacity, maintenance needs, or infrastructure conditions at each Recreation Center;
- (ii) RAP shall offer Leagues across all Recreation Centers within the City following the Citywide Seasonal Sports Schedule (subject to availability, capacity, maintenance needs, or infrastructure conditions at each Recreation Center);
- (iii) RAP shall develop, implement and maintain Enrollment Practices designed to encourage and maximize broad-based youth participation in RAP offerings; and
- (iv) RAP shall maintain each Recreation Center and YSP Sport offering in accordance with RAP Standards.

Section 8. Grant Funds.

(a) Available Funding. Subject to adjustments set forth in this Section 8, for each Fiscal Year throughout the Agreement Term, LA 2028 shall make available \$19,200,000 (see ***Exhibit E***) to fund the YSP in accordance with a disbursement request amount included in the annual YSP Project Plan for that Fiscal Year.

(b) Funding Schedule. LA 2028 shall provide funding on a quarterly basis, consistent with a disbursement request included in any annual YSP Project Plan that has been approved by LA 2028, and the City shall deposit such funding into the Special Fund dedicated to YSP. Notwithstanding anything herein to the contrary, if any funds from the prior fiscal year are unencumbered in the Special Fund account, LA 2028 may reduce the annual funding amount by the amount of unencumbered funds to offset the Special Fund balance.

(c) Credit towards LA 2028 Youth Sports Commitment. Each quarterly payment shall be credited towards the total LA 2028 Youth Sports Commitment.

(d) Funding for Direct Costs. Unless otherwise provided in this YSP Agreement, the City may use Grant Funds available for each Fiscal Year to offset the Direct Costs in accordance with the City’s YSP Project Plan for a given Fiscal Year as specified in ***Exhibit B***. Subject to the terms and conditions of this YSP Agreement, the City may also use Grant Funds for Direct Costs related to Signature Youth Sports Programs described in a LA 2028 approved YSP Project Plan for a given Fiscal Year. The Parties acknowledge and agree that the majority of any year’s Grant Funds shall be reserved for use by RAP to offset Direct Costs of participation in Quality Youth Sport Leagues and Classes, and the City shall target 20% of the Grant Funds available for a given Fiscal Year for Direct Costs related to Signature Youth Sports Programs described in Section 6(v); provided that the Parties acknowledge that if

the proposed Signature Youth Sports Programs for a given year includes new or substantially reorganized RAP offering of Adaptive Sport for Youth then higher Direct Costs associated with such new offering(s) of Adaptive Sport for Youth may cause the City to exceed the 20% target.

(e) Funding for Other Costs. Notwithstanding anything herein to the contrary, the City may use up to 4% of total Grant Funds, six million four hundred thousand dollars (\$6,400,000) to recoup or otherwise cover expenses that are consistent with the Parties' shared goal to increase the number of City youth participating in sport and fitness programs but do not qualify as Direct Costs, including but not limited to community engagement and outreach, program Start-Up costs, Safe Sport, marketing, program branding, and reporting requirements ("Other Costs"). The City shall have broad discretion and unilateral control over how these funds are expended to support the above stated goals, as described in the YSP Project Plan for any given Fiscal Year. LA 2028 shall pay the City the Other Costs in quarterly payments as necessary to support each approved YSP Project Plan. Other Costs may vary from year to year, however the total amount available for Other Costs over the term of the YSP Agreement shall not exceed \$6,400,000. These Grant Funds for Other Costs shall be credited towards LA 2028's total commitment for YSP.

(f) Identified Unrequested Funds. For the avoidance of doubt, to the extent funds are identified and made available by LA 2028 pursuant to Section 8(a), but not requested by the City and funded by LA 2028 pursuant to an approved YSP Project Plan (the "Identified Unrequested Funds"), such Identified Unrequested Funds shall not be deemed credited towards the total LA 2028 Youth Sports Commitment in accordance with Section 8(c) until such time as the Identified Unrequested Funds are requested and funded in accordance with the terms of this YSP Agreement. Notwithstanding anything to the contrary contained herein, to the extent in any given year there are Identified Unrequested Funds, such funds shall remain available for request by the City in accordance with the terms of this YSP Agreement in any subsequent year until funded, provided, commencing with the fourth annual YSP Project Plan, such subsequent YSP Project Plan requests shall not exceed the greater of (x) \$30 million and (y) the sum of the annual available funding pursuant to Section 8(a) plus any remaining Identified Unrequested Funds from prior years that have not been the subject of a prior YSP Project Plan request.

(g) Prior and Current Year Grants. For Fiscal Year 2019-2020, the available Grant Funds will be reduced by the total sum of any prior and current year grants received from LA 2028, which is calculated as: (A) funding provided by LA 2028 under the terms of the 2018 SWIMLA Grant, plus (B) the actual amount to be funded by LA 2028 under the terms of the 2019 SWIMLA Grant. The sum of prior and current grant amounts received from LA 2028 shall be credited toward the total funding to be provided under the LA 2028 Youth Sports Commitment.

Section 9. YSP Project Plan.

(a) Requirements. The City shall have broad programmatic discretion over youth sports programs and activities to be provided under a YSP Project Plan for any given Fiscal Year, provided that the youth sport programs and activities meet LA 2028's requirements as set forth below:

- (i) Approval by the City Council. Each YSP Project Plan shall specify the Seasonal Sports Schedule and Signature Youth Sports Programs for which Grant Funds are being requested. The City's YSP Project Plan for each Fiscal Year must obtain the City Council's approval.
- (ii) Preference for Olympic and Adaptive Sports. Subject to the terms and conditions of this YSP Agreement, the City may use Grant Funds available for a given Fiscal Year to establish, operate, and otherwise provide youth sport programs and

activities that are neither Olympic nor adaptive sports. Notwithstanding the foregoing, for proposed Signature Youth Sports Programs, the City shall (i) make best efforts to include Olympic and adaptive sports that are anticipated to be part of the 2020, 2024, or 2028 Olympic and Paralympic Games sports program and (ii) shall work in good faith on proposed Signature Youth Sports Programs with any National Governing Board NGB (NGB) that seeks to develop and promote with the City Olympic and Paralympic sports.

- (iii) Tracking Participants. The City shall track a yearly increase in the number of Eligible Participants resulting from the use of Grant Funds. The City shall use the 2018-2019 participation counts provided by RAP as a baseline figure to serve as a starting point for measurement purposes (provided in ***Exhibit F***).
- (iv) Safety. The safety of the YSP participants is the Parties' highest priority. No later than one year from the date of this YSP Agreement's execution, the City shall provide the Safe Sport program in connection with all Activities by RAP and any RAP Partner Providers through the term of this agreement, provided, however, that the U.S. Center for SafeSport has worked with the City in good faith, and in a timely manner, on the development and approval of the program.

(b) Submittal Process.

- (i) Timeline for Submission of Annual Requests for YSP Funds. No later than January 31, 2020 with respect to Fiscal Years 2019-2020 and 2020-2021, and no later than October 1 of each subsequent calendar year during the Agreement Term through October 1, 2027, RAP may submit to LA 2028 YSP Project Plans which have all elements of the YSP Project Plan and satisfy all of the requirements of this YSP Agreement.
- (ii) Timeline to Approve or Reject Annual YSP Project Plan Requests. With respect to YSP Project Plans submitted in accordance with Section 9(b)(i) above, LA 2028 shall approve or reject YSP Project Plans for Fiscal Years 2019-2020 and 2020-2021 within 14 days of receipt, and thereafter by November 1st of each full calendar year during the Term (or within 30 days of receipt if RAP has submitted a YSP Project Plan prior to October 1). If rejected, the City shall have an opportunity to amend and resubmit the YSP Project Plans within four (4) weeks of receiving a rejection notice from LA 2028 pursuant to Section 17(a). LA 2028 shall approve or reject the amended YSP Project Plans within ten (10) calendar days of receipt.
- (iii) Grant Request Requirements. RAP shall submit all of the following items for approval by LA 2028 in connection with each annual YSP Project Plan:

The proposed annual YSP Project Plan, in a form mutually agreed upon by the Parties.

A proposed Seasonal Sports Schedule in substantially the form attached hereto as ***Exhibit G***, provided that: (i) the Seasonal Sports Schedule shall reflect Leagues and Classes; and (ii) Leagues are offered at Recreation Centers throughout the City (subject to Section 7(b)(ii)).

A proposed request for disbursement of YSP Funds to cover the Direct Costs for

each season described in the Seasonal Sports Schedule (“Seasonal Advance Funding”) associated with the reasonably anticipated enrollment of Eligible Participants for each season, which enrollment figures shall be reasonably determined by RAP acting in good faith and informed by past enrollment figures (“Anticipated Enrollment”). Each request for Seasonal Advance Funding shall include the payment schedule of requests for Seasonal Advance Funding in the annual YSP Project Plan.

The amount of Seasonal Advance Funding for each season shall be the sum of (x) the Anticipated Enrollment for such season at each Recreation Center multiplied by \$180 for Leagues, (y) the Anticipated Enrollment for such season at each Recreation Center multiplied by \$80 for Classes, and (z) the unit costs for aquatic classes and aquatic leagues (the “Aquatic Costs”). The Aquatic Costs have not yet been defined, but the Parties agree (i) to work together in good faith to define the Aquatic Costs and (ii) that the City may submit the Aquatic Costs as a part of the Signature Youth Sports Program, for a given Fiscal Year in the YSP Project Plan for that Fiscal Year.

A compliance certificate executed by the General Manager of RAP, or their designee, certifying the following matters have been met through reasonable efforts and substantially demonstrate compliance, including:

1. This YSP Project Plan does constitute a legal, valid and binding obligation of RAP;
2. The representations and warranties set forth in the compliance certificate are true and correct as of the date of certification and will be true and correct for the duration of the Program Year;
3. RAP has not, and shall not, collect more than \$10 from each Eligible Participant directly for participation in any of the Activities described in the Project Plan. By mutual approval of the parties, this fee may be adjusted over time based on actual costs to RAP or RAP Partner Providers, allowing for increased costs for activities to meet RAP Standards, consistent with meeting Quality Youth Sports Criteria;
4. The YSP Project Plan complies with all requirements of the YSP Agreement;
5. RAP has not entered into, and shall not enter into, any agreement, understanding or arrangement which would grant commercial sponsorship, affiliation or other identification rights of any kind or description with respect to the 2028 Games, LA 2028, the USOPC, the IOC, to any supplier of goods or services or to any other person or entity;
6. RAP does not and shall not discriminate on the basis of race, color, national origin, age, sex, sexual orientation, marital status, creed, religion, citizenship, ancestry or political affiliation; and

7. No audit, investigation, proceeding or other inquiry known to RAP as of the even date herewith is pending by the Internal Revenue Service, the Franchise Tax Board or the Attorney General of any state with respect to RAP.
- (iv) Quality Sport Program Certification. No later than one month prior to the commencement of any Program Year, RAP shall submit a certificate of compliance (“Quality Sport Program Certification”), certifying that all sports programming for Youth described in the YSP Project Plan meets Quality Youth Sports Criteria as of the date of certification, and will continue to meet Quality Youth Sports Criteria during the Program Year.
 - (v) Third Parties. Subject to the requirements set forth in this YSP Agreement, RAP may subcontract with RAP Partner Providers; provided that such RAP Partner Providers are referenced in the relevant YSP Project Plan.

Section 10. Requirements for the Expenditure of Grant Funds.

(a) All Grant Funds are to be expended solely for the purposes, activities, items, contractors (if any), and estimated amounts outlined in the respective YSP Project Plan approved by LA 2028.

(b) All Grant Funds must be expended for public purposes.

(c) The Grantee shall act in accordance with the fiduciary duty attached to the receipt and expenditure of Grant Funds intended to benefit the public. Consistent with that fiduciary duty and the public trust from which it flows, the Grantee shall ensure the proper expenditure at all levels of all Grant Funds pursuant to this YSP Agreement. All expenditures shall be the result of arm’s length transactions and not the result of, or motivated by, self-dealing on the part of the Grantee or LA 2028, or any employee or agent of the Grantee or LA 2028. The Grantee shall not offer or provide money, the promise of advantage, or other things of value directly or indirectly to anyone in order to unlawfully influence any decision or action relating to a YSP Project Plan, the Grantee, or LA 2028.

(d) In addition to the limitations set forth above, Grant Funds may never be used:

- (i) To support a political campaign, party, or candidate for public office, or to influence the outcome of any specific public election, or to carry on, directly or indirectly, any voter registration drive;
- (ii) To support or attempt to influence any government legislation, or carry on propaganda, within the meaning of Section 4945(d)(1) of the Internal Revenue Code;
- (iii) In violation of, or in support of activities violating, Applicable Law;
- (iv) To make a sub-grant which does not comply with Section 4945(d)(3) or (4), or for purposes other than those specified in Section 170(c)(2), of the Internal Revenue Code (26 U.S.C. §§1 et seq.); and
- (v) To undertake any activity for any purpose other than one specified in Section 170(c)(2)(B) of the Internal Revenue Code.

Section 11. Insurance, Risk Management.

(a) The City agrees that no later than the Effective Date and for the duration of this YSP Agreement, and for such period after during which claims may reasonably be expected and in accordance with the applicable statute of limitations, on behalf of itself and any RAP Partner Providers, contractors or subcontractors, the City shall self-insure against all risks and any potential errors or omissions with respect to the Quality Youth Sports, Activities, facilities (including Recreation Centers and any third party facilities where Activities may occur), or the activities of the City, its employees, or any RAP Partner Providers, contractors or subcontractors. This YSP Agreement will serve as evidence of such self-insurance.

(b) The City shall waive its right to recover damages against LA 2028 or any of its officers, directors or employees for any loss, damage or liability against which the City has agreed to self-insure under Section 11(a).

Section 12. Reconciliation.

(a) Reconciliation Requirements. Commencing July 1, 2020 and at the end of each Fiscal Year thereafter, RAP shall certify actual expenditures in accordance with Section 12(b) below, actual participation rate calculated in accordance with Section 12(c) below, no supplantation in accordance with Section 12(d) below, qualification of participants, and compliance with this YSP Agreement, with respect to each YSP Activity, as compared to the YSP Project Plan. The City Administrative Officer (“CAO”), or their designated representative, shall validate such certification no later than September 1 (i.e., no later than sixty (60) days following the conclusion of the Fiscal Year) in accordance with a form or process mutually agreed upon by the Parties.

(b) Actual Expenditures. RAP shall calculate the actual amount expended or encumbered at each Recreation Center using Grant Funds for each category of Direct Costs specified in Exhibit B, as well as all other Direct Costs and Other Costs expended by RAP under the YSP Project Plan at each Recreation Center, and shall include the calculation of such actual expenditures or encumbrances in the certification provided for in Section 12(a). For Direct Costs and Other Costs expended or encumbered by RAP that are not included in any Recreation Center, RAP shall also include the calculation of such actual expenditures or encumbrances in the certification provided for in Section 12(a).

(c) Actual Participation Rate. The actual participation rate of Eligible Participants will be calculated by: (i) confirming the correct classification of Eligible Participants; and (ii) adding (x) the number of Eligible Participants enrolled in each League and Class at one of the Pre-Qualified Recreation Centers, and (y) the number of Eligible Participants enrolled in the Leagues and Classes set forth in a YSP Project Plan at the remaining Recreation Centers identified in the YSP Project Plan who completed and submitted an approved Fee Waiver.

(d) No Supplantation. RAP shall use best efforts to maintain existing funding that RAP and third-party grantors have provided to each Recreation Center to support access to youth sport throughout the entire period of this YSP Agreement and agrees that Grant Funds shall be used to supplement, not supplant, any existing baseline funding. RAP shall provide RAP's FY 2019-2020 approved budget and all subsequent annually approved RAP budgets during the Term. As part of the reconciliation process pursuant to Section 12(a) above, RAP shall annually provide the following calculations of baseline funding provided to support all of RAP's youth sport programs: 1) approximate budget allocation to support youth sport programs by recreation center (including budgeted positions); 2) all other third-party grantors; and 3) any other sources, included fees for service, in accordance with a form or process

mutually agreed upon by the Parties.

(e) Excess Funds. Should the amount of Grant Funds provided by LA 2028 to RAP under any YSP Project Plan exceed the actual expenditures provided for in Section 12(b) and incurred in the Grant Period, the excess funds (“Excess Funds”) shall be retained in the Special Fund to be used by RAP during the Agreement Term in connection with the subsequent LA28 approved YSP Project Plan and/or Seasonal Advance Funding Requests.

(f) Remaining Funds. Notwithstanding Section 12(d), up to \$10 million of (i) funding provided by LA 2028 for the YSP which remains unspent in the final Fiscal Year of the Agreement Term and (ii) any Identified Unrequested Funds shall be available for a YSP Project Plan for Fiscal Year 2028-2029 and shall be credited towards LA 2028’s total commitment for the YSP, provided that the City’s use of any remaining Grant Funds as set forth in this Section is approved by LA 2028 pursuant to the terms of this YSP Agreement. Upon the expiration or termination of this YSP Agreement, any Identified Unrequested Funds and Excess Funds (the “Remaining Funds”) shall be transferred to LA 2028’s lawful successor entity that will distribute the Remaining Funds to the RAP programs that are designed to promote youth sports in the City.

Section 13. Transparency and Accountability.

(a) Annual Report. By September 30 of each year of the Agreement Term (including any extension of the YSP for Fiscal Year 2028-2029 in accordance with Section 12(f) above), the City shall annually make a report of the prior Program Year available to the public (the “Annual Report”). The Annual Report shall include the following information: (1) The City’s account for its use of Grant Funds in the prior Program Year as provided for in Section 12(b); and (2) a key-performance-indicators (“KPIs”) section with a specific focus on determining whether the objective of increasing access to and participation in youth sport programming was successful under the annual YSP Project Plan as evidenced by providing data on the KPIs included in *Exhibit H*. If the Annual Report does not specify the methodology used by the City to measure achievement of KPIs, the City shall separately provide such information to LA 2028. The Parties agree that in no event shall the City rely on an auditor to prepare any Annual Report that is then also contracted to provide auditing or accounting services to LA 2028.

(b) Quality Assurance. RAP has identified certain internal mechanisms to ensure RAP compliance with its safety and maintenance practices, described in further detail in *Exhibit I* (“Internal QA Function”). During the Term, RAP shall maintain compliance with all RAP Standards and YSP Project Plan Requirements. The Internal QA Function shall regularly monitor RAP’s compliance with all RAP Standards and YSP Project Plan Requirements.

(c) Books and Records. Grantee shall maintain complete, accurate, and current operating and financial books, records, and related documentation with respect to all Activities which are the subject of Grant Requests during the Term or the performance of this YSP Agreement. During the Term and for five (5) years thereafter, LA 2028 (and following its dissolution, the IOC) shall have the right to inspect, review, and copy Grantee’s books, records, and other documents for purposes of verifying actual participation levels incurred in delivering Activities and general compliance with any other terms of this YSP Agreement or any YSP Project Plan at any time, at LA 2028’s/the IOC’s sole discretion. All costs of performing such inspection or audit shall be borne by LA 2028/the IOC, and exclude the use of any Grant Funds to do so.

(d) LA 2028 Reports. RAP acknowledges that LA 2028 is required to appear quarterly and/or upon request before the City Council to provide a briefing on, inter alia, LA 2028’s support for youth sport programs increasing access to sport for City youth. LA 2028 may submit its annual report

articulating support for such programs, as part of its reporting requirement to the City as set forth in the 2017 MOU. Additionally, LA 2028 has reporting requirements to its Board of Directors and to the IOC regarding the same. RAP agrees to cooperate fully and timely with any reasonable LA 2028 requests for data and information reasonably necessary for LA 2028 to fulfill such requirements. RAP further acknowledges that LA 2028 may share any publicly available data or information provided under this YSP Agreement with its accountants, attorneys, advisors, representatives, agents, and affiliates and other third parties (including without limitation the IOC and International Paralympic Committee). Notwithstanding the foregoing, no data or information may be shared that can be used to distinguish or trace an individual's identity, either alone or when combined with other information that is linked or linkable to a specific individual, unless the data or information has been anonymized in a manner sufficient to ensure that the data or information is not capable of re-identification with the specific individual.

Section 14. Termination. This YSP Agreement shall automatically terminate upon the occurrence of any of the following events: (i) upon the expiration of the Agreement Term; (ii) the termination of the Host City Contract; or (iii) the express written agreement of each of the parties hereto to terminate this YSP Agreement.

Section 15. Survival. Section 12(e) and Sections 16 and 17 shall survive the Agreement Term or termination of this YSP Agreement.

Section 16. Dispute Resolution. Any dispute involving this YSP Agreement or any YSP Project Plan will be resolved in accordance with the procedures specified in *Exhibit J* attached hereto.

Section 17. General Provisions.

(a) **Notices.** Any notices or reports relating to this YSP Agreement, and any request, demand, statement, or other communication required or permitted hereunder, shall be in writing and shall be delivered to the Parties at their respective addresses set forth in *Exhibit K*. Each Party shall promptly notify every other Party of any change of contact information, including personnel changes, provided in *Exhibit K*. Written notice shall include notice delivered via email or facsimile. A notice shall be deemed to have been received on: (i) the date of delivery, if delivered by hand during regular business hours, or by confirmed facsimile or by email; or (ii) on the third (3rd) business day following mailing by registered or certified mail, return receipt requested, to the addresses set forth in *Exhibit K*.

(b) **Relationship of Parties.** The Parties are and shall remain at all times, as to each other, wholly independent entities. No Party shall have power to incur any debt, obligation, or liability on behalf of another Party unless expressly provided to the contrary by this YSP Agreement. No employee, agent, or officer of a Party shall be deemed for any purpose whatsoever to be an agent, employee, or officer of another Party.

(c) **Assignment.** No Party may assign any of its rights or delegate any of its obligations hereunder without the prior written consent of the other Party. This shall be binding upon and inure solely to the benefit of each Party and its successors and permitted assigns, and nothing in this YSP Agreement, express or implied, is intended to or shall confer upon any other person any rights, benefits, or remedies of any nature whatsoever under or by reason of this YSP Agreement.

(d) **Amendment; Waiver.** Subject to written approval by the IOC, the terms and provisions of this YSP Agreement shall be binding upon the Parties and may not be amended, modified, or waived, except by an instrument in writing signed by each of the Parties and approved by the IOC. Waiver by any Party to this YSP Agreement of any term, condition, or covenant of this YSP Agreement shall not

constitute a waiver of any other term, condition, or covenant. Waiver by any Party of any breach or violation of any of the provisions of this YSP Agreement shall not constitute a waiver of any breach or violation of any other provision of this YSP Agreement, nor a waiver of any subsequent breach or violation of any provision of this YSP Agreement.

(e) Indemnification. City shall defend, indemnify, and hold harmless LA 2028 and its board, officers, agents, affiliates, employees, assigns, and successors in interest from and against all lawsuits and causes of action, claims, losses, demands, and expenses, including, but not limited to, damages, or liability of any nature whatsoever, for death or injury to any person, or damages or destruction of any property of any third parties, or arising in any manner out of or incident to the preparation, arranging, performance, or sponsoring of this YSP Agreement, by reason of an act, error, or omission by RAP, and/or of its commission, officers, agents, employees, assigns, and successors in interest. The rights and remedies provided in this Section shall not be exclusive, and are in addition to any other rights and remedies provided by law or under this YSP Agreement. This provision will survive expiration or termination of this YSP Agreement.

(f) Entire Agreement. This YSP Agreement constitutes the entire agreement among the Parties with respect to the subject matter hereof and supersedes all prior or contemporaneous agreements, whether written or oral, with respect thereto, provided that nothing in this YSP Agreement shall be deemed to supersede or otherwise modify all or any terms of the following: (i) the Games Agreement and any exhibits attached thereto; and (ii) the Host City Contract, any joinders to the Host City Contract, and any exhibits attached thereto.

(g) Non-Recourse. No obligation of LA 2028 or the City under this YSP Agreement constitutes an obligation of, and no recourse, claims, actions, rights to sue, or other remedies shall be had against, any trustee, director, officer, employee, volunteer, agent, consultant, member, attorney, representative, or independent contractor of LA 2028, or the City for any obligations arising out of this YSP Agreement. No trustee, director, officer, employee, volunteer, agent, consultant, member, attorney, representative, or independent contractor of LA 2028, or the City, shall have any personal liability or obligation for any act or omission of LA 2028 or the City, whether arising out of this YSP Agreement or otherwise in connection with any of the transactions contemplated hereby or thereby or any other matter related to the 2028 Games.

(h) Disclaimer. It is expressly understood by the Parties that no director, member, officer, employee, or other representative of any of the Parties shall incur any financial responsibility or liability of any kind or nature whatsoever in connection with this YSP Agreement, or any amendment and/or subsequent agreement regarding the subject matter hereof. LA 2028 shall have no liability for any debts, liabilities, deficits, or cost overruns of the Grantee. The Parties agree that the liability of LA 2028 hereunder shall be limited to the payment of this Grant pursuant to the terms and conditions of this YSP Agreement. Any contracts entered into or other obligations or liabilities incurred by the Grantee in connection with any Activities or otherwise relating to this YSP Agreement, or any YSP Project Plan provided pursuant to the terms of this YSP Agreement, shall be the sole responsibility of such Party, and LA 2028 shall have no obligation or liability whatsoever thereunder or with respect thereto. In no case shall LA 2028 be liable to the Grantee or any third party for consequential damages.

(i) No Third-Party Beneficiary. Except as expressly provided in Section 17(k), "IOC Approval," and Section 17(m), "Recovery Solely Against LA 2028," no third-party is intended to be, or shall be deemed to be a beneficiary of any provision of this YSP Agreement.

(j) Information and Knowledge Management. The Parties acknowledge Section 29.2 of the

Host City Contract - Principles, and RAP agrees to cooperate with LA 2028 and facilitate the implementation of appropriate policies and protocols which are compliant with Applicable Laws to facilitate the transfer of “Games Information Knowledge and Expertise” in accordance with LA 2028’s information knowledge strategy and policies.

(k) IOC Approval Required. The Parties acknowledge that the understandings set forth in this YSP Agreement are subject to the written approval of the IOC and shall not be binding upon any Party unless and until such written approval is obtained. The Parties further acknowledge that any Section 17(c) written consent provided by a Party to allow the other Party to assign any of its rights or delegate any of its obligations hereunder is subject to the prior written approval of the IOC and shall not be binding upon any Party unless and until such written approval is obtained.

(l) Marketing or Publicity Rights. The City will regularly consult and collaborate with LA 2028 on the brand identity and marketing of the YSP and will provide LA 2028 such information regarding the City’s plans with respect thereto as may be reasonably required by LA 2028. The City may not affiliate itself, or their respective staff or partners, with the United States Olympic and Paralympic Properties, LLC (“USOPP”) or any other official Olympic and/or Paralympic organization, including the IOC, International Paralympic Committee, USOPC, and any joint venture or similar entity with any such party (each a “Games Entity”) or use any marks or brands associated with the commercial properties of any Games Entity without the prior, express, written consent of LA 2028, subject to the understanding that any such consent may be conditioned on the City providing LA 2028 such information as may be reasonably required by LA 2028 in order to evaluate the City’s request. LA 2028, the USOPC, and the IOC may not affiliate itself or their respective staff or partners, with the City or use any marks or brands associated with the City without the prior, express, written consent of the City; provided, however, that approval for the IOC to publish promotional materials relating to the Activities, or any YSP Agreement provided hereunder, shall not to be unreasonably withheld, conditioned or delayed. Nothing in this YSP Agreement shall be construed as giving any Party the right to advertise or publicize its affiliation or relationship with the other Party, or represent or imply that any product or service provided has been endorsed or approved by them, including by publishing or issuing any statement (factual or otherwise) about LA 2028 or the City of LA, without prior written consent. Neither Party shall have a right to use any trademarks, logos, or other intellectual property of the other without their prior, express, written consent. LA 2028 shall obtain express written consent from City affirming parental consent or waiver prior to publishing photos of minors. Nothing herein is intended to prevent the IOC from promoting the importance of the YSP to the success of the 2028 Olympic and Paralympic Games or from providing general news coverage of the YSP through the IOC’s media channels.

(m) Recovery Solely Against LA 2028. The Parties acknowledge and agree that RAP shall have no right of recovery of any kind against USOPP, the USOPC, or the IOC, or any affiliate, director, officer, employee, consultant, or independent contractor of any of USOPP, the USOPC, or the IOC under this YSP Agreement, and that its sole and exclusive recourse or remedy for any claims, demands, actions, suits, or other proceedings under this YSP Agreement shall be against the assets of LA 2028 only. Each of USOPP, the USOC, and IOC shall be a third-party beneficiary of this Section with full rights of enforcement thereof. This provision will survive expiration or termination of this YSP Agreement.

(n) Governing Law. This YSP Agreement has been negotiated, executed, and delivered and will be performed in the State of California, and shall be governed by and construed in accordance with its laws.

(o) Interpretation. References in this YSP Agreement to any gender include references to all genders, and references to the singular include references to the plural and vice versa. Unless the context

otherwise requires, the words “include,” “includes,” and “including” when used in this YSP Agreement shall be deemed to be followed by the phrase, “without limitation.” Unless the context otherwise requires, references in this YSP Agreement to Sections, Annexes, Exhibits, and Schedules shall be deemed to be references to Sections of, and Annexes, Exhibits and Schedules to this YSP Agreement. Unless the context otherwise requires, the words “hereof,” “hereby,” and “herein,” and words of similar meaning when used in this YSP Agreement, refer to this YSP Agreement in its entirety and not to any particular Section or provision of this YSP Agreement.

(p) Counterparts. This YSP Agreement may be executed in any number of counterparts, each of which shall be an original, but all of which taken together shall constitute but one and the same instrument. This YSP Agreement is being executed in three (3) originals, each of which is deemed to be an original.

IN WITNESS WHEREOF, the Parties hereto have caused this YSP Agreement to be executed by their duly authorized representatives and affixed as of the date of signature of the Parties:

Executed this 16th day
of September, 2020

THE CITY OF LOS ANGELES, a municipal
corporation, acting by and through its
DEPARTMENT OF RECREATION AND PARKS

By M. Shue
GENERAL MANAGER

Executed this 18th day
of September, 2020

LOS ANGELES ORGANIZING COMMITTEE
FOR THE OLYMPIC AND PARALYMPIC
GAMES 2028

By Casey Wasserman
Name: Casey Wasserman
Title: Chairperson

MICHAEL N. FEUER,
City Attorney

Attest: HOLLY L. WOLCOTT, CITY CLERK

Date: 9/23/2020

Date: 9/18/2020
By: Daniel Kreinbring
Name: Daniel Kreinbring
Title: Deputy City Attorney

By: Holly L. Wolcott
Deputy City Clerk

Exhibit A

Department Standards for Quality Youth Sports - Clean & Safe Parks

Site Safety

RAP is committed to providing safe, accessible, and well maintained parks. The rules and regulations for all City Parks are codified in the City's Municipal Code, governed by the RAP Board of Commissioners and the Los Angeles City Council. Primary enforcement of all safety rules are handled by RAP's Park Ranger Division who collaborates closely with the Los Angeles Police Department (LAPD), Los Angeles Fire Department (LAFD), and other appropriate government agencies to ensure parks remain safe. RAP's Ranger Division has developed working relationships with LAPD Senior Lead Officers and the City Attorney's Neighborhood Prosecutors at all 22 LAPD stations and in each of RAP's three regional divisions: Metro, Pacific and the Valley Shoreline.

Through this collaboration, park rangers attend a weekly crime briefing at LAPD stations to exchange information on potential developing crime patterns or other issues that may affect safety for our patrons. The data shared at these meetings informs the deployment of shared resources by LAPD detectives and officers at parks across the City.

Members of the public are routinely encouraged to report safety concerns directly to Park Rangers, LAPD or through the City's 311 or 911 emergency operation divisions.

Maintenance

Maintenance and infrastructure care, especially lighting, plays a significant role in keeping our parks safe. RAP continues to replace and add LED lighting at every park in the City to provide a brighter more focused reliable light source. LED lighting is also effective in reducing required maintenance.

All Parks and facilities shall be maintained at a level free of excessive litter, debris, and graffiti. Restrooms shall be kept clean, sanitary, and well-stocked during all park hours. All known maintenance issues shall be addressed in a timely manner to prevent disruption or impact of any recreational program.

All members of the public are able to report maintenance concerns directly to on site park recreation staff, maintenance crews, park ranges or through the City's 311 system or through the Department's on line-app

Coaches Training and Standard

Vetting for Volunteer Coaches:

All RAP volunteer coaches are currently vetted through a mandatory Volunteer Application process. A volunteer, who is not already registered in the system, receives a Volunteer Application form; fills out the application in person or on line at home or at the local recreation center.

RAP Human Services Division (HR) receives the on-line application and e-reminds the applicant to get fingerprinted. The applicant must then schedule a Live Scan appointment to get fingerprinted by a Department Live Scan technician at one of several Live Scan RAP locations. The applicant waits for Department of Justice (DOJ) report that is sent to HR. HR reviews the report to determine if the volunteer is cleared to volunteer. A volunteer is not authorized to coach until their fingerprint (DOJ) clearance is received by RAP's HR Division. DOJ actively continues to monitor volunteer's status and sends status changes to HR. If HR clears the volunteer, recreation staff is notified and the volunteer can

begin coaching at the recreation center. RAP uses Volgistics, a consolidated database to keep track of volunteer information including their clearance dates and estimated hours worked.

Coaching Training:

RAP has training standards and procedures to certify its volunteer coaches and to ensure participating youth receive the appropriate educational, social, and physical benefits of playing sports. RAP seeks quality candidates that pledge to live up to the responsibilities of a coach, and who will: place the emotional and physical well-being of players ahead of a personal desire to win, ensure the sports environment is one of fun and enjoyment, lead by example in demonstrating fair play and sportsmanship, and instill the proper attitudes and values in all participants.

RAP staff periodically receive coaches training, at times in partnership with local coaching organizations. Training is designed to provide common-sense messages on coaching and training today's young athletes. Delivery methods include sessions and clinics that provide sport specific trainings, by organizations that teach best practices. RAP staff is provided mandatory "train the trainer" sessions by these organizations, i.e., Coaching Corps, Positive Coaches Alliance, for staff to prepare volunteer coaches with the tools they need to teach and demonstrate good sportsmanship and best practices in the following topics:

- Communicating with athletes and parents
- Motivating young athletes
- Dealing with "problem" athletes
- Importance of well-planned practices
- Developing your own coaching philosophy
- Why kids play sports and why many drop-out
- Coaches' Code of Conduct for all RAP sport programs
- Skills Clinics
- Specific Gender Equity Guidelines

RAP staff shall ensure all coaches are trained in best coaching practices, inclusive of the Coaching Training described herein and through the use of on-line resources such as the How to Coach Kids online courses. RAP will include its annual training plan in each YSP Project Plan.

Safe Sport

In accordance with Section 9(a)(iv) of this YSP Agreement, the City shall provide a Safe Sport program in connection with all Activities by RAP and any RAP Partner Providers upon the commencement of the Safe Sport program.

Exhibit B
Direct Costs

Direct Costs		
League		
Line Item	Cost	Description
Trophy	\$13	All youth receive an item to recognize their participation. Teams that win 1st and 2nd place typically receive large trophies. Some
Sports Equipment (shared cost)	\$30.00	Sports equipment is replaced for every sport seasonally. Items vary per sport and may include: balls, scoreboards, nets, gloves,
Uniform (City contract)	\$40.00	All participants receive team uniforms. One set may include: jersey, shorts, socks, etc.
Volunteer Coaches //OR//	\$17.00	All volunteer coaches complete coaches training and background checks. When pre-requisites are met, coaches are placed on a
Non-Volunteer Coaches (shared cost)	\$40.00	This consists of part-time staff that: coach teams, host pre-season meetings to place youth on teams, set-up materials for games,
Officials	\$37.00	The cost per official depends on the sport and background of the official (experience/certification). The cost can range between \$30
Pre & Post-Season Events	\$20.00	Every quarter, facilities host opening and closing day events for each sport to generate excitement and acknowledge all kids
Requested from LA28	\$180.00	

Class		
Line Item	Cost	Description
Fitness Equipment (shared cost)	\$20.00	In order to facilitate a successful program, RAP ensures appropriate supplies are available at all sites. Some supplies include: sports
Class instructor (shared cost)	\$40.00	This individual teaches the specialized fitness activity.
Pre & Post-Season Events	\$20.00	Every quarter, facilities host opening and closing day events for each sport to generate excitement and acknowledge all kids
Requested from LA28	\$80.00	

Exhibit C

Enrollment Practices

RAP's Enrollment Practices constitute the systems, procedures, language, and culturally appropriate practices adopted by RAP from time to time, which are designed to (i) facilitate public awareness of the Quality Youth Sports offered at Recreation Centers or other such facilities where Activities occur, (ii) facilitate or simplify in-person and online registration, and (iii) encourage feedback, provided that there is no additional resource impact or fee to RAP or the end-user.

RAP's Enrollment Practices include a citywide marketing outreach strategy to increase awareness of enrollment opportunities and enroll as many participants as possible. RAP also employs a variety of methods to ensure families are able to sign up for activities in advance. For example, to allow better planning and scheduling for patrons, RAP standardized start dates and end dates for all sports and fitness activities so they are uniform citywide.

RAP currently utilizes the tools below to increase awareness of programs.

1. Online Outreach & Registration

- LAPARKS.ORG, RAP's main website, displays RAP events and activities in rotation to promote whatever is currently front and center.
- All RAP activities are programmed into RecTrac, RAP's online activity registration system, for activity registration, online or offline.
- LAPARKS.ORG has a direct link for patrons to register online for RAP activities in RecTrac.
- RecTrac can send email campaigns, on demand, to encourage patrons to enroll in upcoming activities. RecTrac currently has over 100,000 patron emails.
- RecTrac email campaigns can be targeted to past participants of specific activities or a general email to all.
- RAP Public Relations uses social media to promote RAP events and activities.

2. In-Person Registration

- Recreation staff can register patrons in person at the recreation center.
- RAP strives to use multiple languages on class and league bulletins and paperwork.

3. Community Engagement

- Periodically, RAP will solicit feedback from patrons, using platforms such as SurveyMonkey or MailChimp.
- Recreation center staff members perform program outreach to their respective communities.

Exhibit D

CITY OF LOS ANGELES
DEPARTMENT OF RECREATION AND PARKS
SELF-CERTIFICATION FORM

YEAR: _____

Participant Name _____

Age _____

Gender M _____ F _____

Parent/Guardian Signature _____ **Date** _____

The participant listed above receives a free or reduced lunch through the National School Lunch Program at the public or private school attended by participant: (Name of School) _____.

APPLICANT STATEMENT: I certify that the information provided on this form is accurate and complete. I acknowledge that providing false information shall be grounds for termination from the program. I therefore authorize such verification, and will provide supporting documents if requested.

Parent Consent: I give permission for my child, whose name is listed below, to participate in the City of Los Angeles Department of Recreation and Parks Program. I authorize the City to make, procure or use photographs, film, tapes or other likenesses or Minor's physical image and/or voice as may be needed for use with program's publicity material. I agree to hold harmless the City of Los Angeles, Department of Recreation and Parks. **I understand that the City of Los Angeles carries no insurance.** I also understand the City of Los Angeles Department of Recreation and Parks Program reserves the right to dismiss a child for any conduct detrimental to the program.

DEPARTAMENTO DE RECREACIÓN Y PARQUES
CIUDAD DE LOS ÁNGELES
FORMA DE AUTO-CERTIFICACION

AÑO: 202____

Nombre del Participante: _____ **Edad:** _____

Sexo: M _____ F _____

Firma del Padre/Guardián _____ **Fecha:** _____

El participante mencionado en esta forma recibe un almuerzo gratis o reducido a través del Programa Nacional de Almuerzos Escolares en la escuela pública o privada a la que el participante atiende: : (Nombre de Escuela) _____

Declaración del Participante: Yo certifico que la información proveída en esta forma es correcta y completa. Yo reconozco que proveer información falsa podría ser causa de descalificación del programa. Yo, por lo tanto autorizo tal verificación y proveeré documentos adicionales si fuesen requeridos.

Consentimiento de Padre: Yo le doy permiso a mi hijo/a, cual está nombrado en esta forma, para participar en el programa del Departamento de Recreación y Parques de la Ciudad de Los Ángeles. Autorizo que la Ciudad de Los Ángeles haga, obtenga o utilice fotografías, videos, grabaciones u otras imágenes físicas y/o de voz cuales sean necesarios para uso con el material de publicidad de éste programa. Estoy de acuerdo a mantener indemne al Departamento de Recreación y Parques de la Ciudad de Los Ángeles. **Entiendo que la Ciudad de Los Angeles no tiene aseguranza.** También entiendo que el programa del Departamento de Recreación y Parques de la Ciudad de Los Ángeles reserva el derecho a despedir a cualquier participante por cualquier conducta perjudicial al programa.

Exhibit E

Project Plan Funding

[See attached.]

YSP Project Plan - Available Funding

YSP Year	Start	End	Available Funding	Net Available Funding	Funds Requested	Identified Unrequested Funds	Direct Costs	Other Costs <i>Total not to exceed \$6.4M.</i>	Actual Costs	Excess Funds	Cummulative PY Available Funding
			\$160M / 100 months	Available Funding + Cummulative PY Available Funding	Direct input	Available Funds per FY - Funds Requested	Direct input	Direct input	Direct Costs + Other Costs	Funds Requested - Actual Costs	Allocated Unrequested Funding + Excess Funds
0*	SwimLA 2018	SwimLA 2019									
1**	03/01/20	06/30/20	\$6,400,000	\$3,900,000		\$3,900,000	\$2,500,000		\$2,500,000	-\$2,500,000	-\$2,500,000
2	07/01/20	06/30/21	\$19,200,000	\$23,100,000		\$23,100,000			\$0	\$0	\$3,900,000
3	07/01/21	06/30/22	\$19,200,000	\$42,300,000		\$42,300,000			\$0	\$0	\$23,100,000
4	07/01/22	06/30/23	\$19,200,000	\$61,500,000		\$61,500,000			\$0	\$0	\$42,300,000
5	07/01/23	06/30/24	\$19,200,000	\$80,700,000		\$80,700,000			\$0	\$0	\$61,500,000
6	07/01/24	06/30/25	\$19,200,000	\$99,900,000		\$99,900,000			\$0	\$0	\$80,700,000
7	07/01/25	06/30/26	\$19,200,000	\$119,100,000		\$119,100,000			\$0	\$0	\$99,900,000
8	07/01/26	06/30/27	\$19,200,000	\$138,300,000		\$138,300,000			\$0	\$0	\$119,100,000
9	07/01/27	06/30/28	\$19,200,000	\$157,500,000		\$157,500,000			\$0	\$0	\$138,300,000
10	07/01/28	08/31/28	\$19,200,000	\$157,500,000		\$157,500,000			\$0	\$0	\$157,500,000
			\$160,000,000				\$2,500,000	\$0	\$2,500,000		
							Remaining Amount		\$157,500,000		

* This amount will be adjusted to reflect actual expenditures for SwimLA 2018 and 2019.

** The Actual Costs for SwimLA 2018 and SwimLA 2019 will reduce the Net Available Funding in YSP Year 1.

Net Available Funding amount in YSP Year 10 is the sum of remaining Excess Funds and Identified Unrequested Funds pursuant to YSP Agreement Section 12(f).

Exhibit F

Tracking Participants

[See attached.]

EXHIBIT F - Baseline FY 2018/2019
YOUTH SPORT PARTNERSHIP



RECREATION CENTERS					Summer 2018 Actual Enrollment (Baseline) Totals			Fall 2018 Actual Enrollment (Baseline) Totals			Winter 2019 Actual Enrollment (Baseline) Totals			Spring 2019 Actual Enrollment (Baseline) Totals			FY 2018/2019 Actual Enrollment (Baseline) Totals							
Facility	Address	Region	CD	GPLA	Actual Enrollment (Baseline) - Classes	Actual Enrollment (Baseline) Sports Leagues	Actual (Baseline) Total Enrollment	Actual Enrollment (Baseline) - Classes	Actual Enrollment (Baseline) Sports Leagues	Actual (Baseline) Total Enrollment	Actual Enrollment (Baseline) - Classes	Actual Enrollment (Baseline) Sports Leagues	Actual (Baseline) Total Enrollment	Actual Enrollment (Baseline) - Classes	Actual Enrollment (Baseline) Sports Leagues	Actual (Baseline) Total Enrollment	Actual Enrollment (Baseline) - Classes	Actual Enrollment (Baseline) Sports Leagues	Actual (Baseline) Total Enrollment					
109th Street R.C.	1464 E. 109th St., Los Angeles, CA 90059	Pacific	15	Y	36	41	77	36	37	36	74	48	122	32	114	146	178	203	381					
Algin Sutton R.C.	8800 S. Hoover St., Los Angeles, CA 90044	Pacific	8	Y		4	172			176		36	36		6	110		116	5	149	154	51	431	482
Alpine R.C.	817 Yale St., Los Angeles, CA 90012	Metro	1	Y		178	184			362		147	184		131	167		298	186	90	276	642	478	1,120
Andres and Maria Cardenas R.C.	14740 Blythe St., Panorama City, CA 91402	Valley	6	Y						0		47	47		58			58	150		150	255	0	255
Balboa Sports Complex	17015 Burbank Blvd., Encino, CA 91316	Valley	6		149	630	779	112	322	112	143	411	554	188	282	470	592	1323	1915					
Baldwin Hills R.C.	5401 Highlight Pl., Los Angeles, CA 90016	Pacific	10	Y	7	249	256	101		423	81	498	579	15	373	388	204	1,442	1,646					
Banning R.C.	1331 Eubank Ave, Wilmington, CA 90744	Pacific	15	Y	76	61	137	97		97	61	80	141	112	96	208	346	237	583					
Barrington R.C.	333 S. Barrington Ave., Los Angeles, CA 90049	Valley	11		78	249	327	9		9	42	357	399	25	248	273	154	854	1008					
Bellevue R.C.	826 Lucile Ave., Los Angeles, CA 90026	Metro	13	Y	51	149	200	65	1	66	41	204	245	65	223	288	222	577	799					
Bogdanovich R.C.	1920 Cumbre Drive, San Pedro, CA 90732	Pacific	15				0	229		229	442	442	225	225	0	896	896							
Boyle Heights Sports Center	933 South Mott St., Los Angeles, CA 90023	Metro	14	Y		88	88			0	18	45	63	175	175	18	308	326						
Branford R.C.	13306 Branford St., Arleta, CA 91331	Valley	6			431	431			69	69	8	194	202	2	302	304	79	927	1006				
Carlin G. Smith R.C.	511 West Ave 46, Los Angeles, CA 90065	Metro	1		19		19		35	35	42		42	24		24	120	0	120					
Central R.C.	1357 East 22nd St., Los Angeles, CA 90011	Pacific	9	Y	10	177	187	55	10	65	18	58	76	32	130	162	115	375	490					
Chatsworth Park South	22360 Devonshire St., Chatsworth, CA 91311	Valley	12		9		9	21		21	24	5	29	32	6	38	86	11	97					
Cheviot Hills R.C.	2551 Motor Ave., Los Angeles, CA 90064	Valley	5			1275	1275	150		150	104	1712	1816	213		213	467	2987	3454					
Chevy Chase R.C.	4165 Chevy Chase Dr., Los Angeles, CA 90039	Metro	13	Y	10	52	62	11		11	21	126	147	31	29	60	73	207	280					
Costello R.C.	3141 E. Olympic Bl., Los Angeles, CA 90023	Metro	14	Y	80	72	152	71		71	75	72	147	97	176	273	323	320	643					
Crestwood Hills R.C.	1000 Hanley Ave., Los Angeles, CA 90049	Valley	11				0			0			0			0	0	0	0					
Culver Slauson R.C.	5072 S. Slauson Ave., Culver City, CA 90230	Pacific	11	Y		20	20	7		7			0			0	7	20	27					
Cypress Park R.C.	2630 Pepper Ave., Los Angeles, CA 90065	Metro	1	Y	1	74	75	39		39	119	170	289	77	158	235	236	402	638					
David M. Gonzales/Pacoima R.C.	10943 Herrick Ave., Pacoima, CA 91331	Valley	7	Y	165	37	202	178	158 224	336	167	131	298	163	307	470	673	633	1,306					
Delano R.C.	15100 Erwin St., Van Nuys, CA 91411	Valley	6	Y	151		151	149		373	141	245	386	179	106	285	620	575	1,195					
Denker R.C.	1550 West 35th Pl., Los Angeles, CA 90018	Pacific	8	Y	48	87	135			0	41	140	181	43	132	175	132	359	491					
Downey R.C.	1772 North Spring St, Los Angeles, CA 90031	Metro	1	Y	18	68	86	12		12	11	68	79	61	209	270	102	345	447					
E. Wilmington Greenbelt Community Center	918 North Sanford Ave., Wilmington, CA 90744	Pacific	15	Y			0			0	8		8	8		8	16	0	16					
Eagle Rock R.C.	1100 Eagle Vista Dr., Los Angeles, CA 90041	Metro	14		43	341	384	5		5	50	155	205	93	243	336	191	739	930					
Echo Park R.C.	1632 Bellevue Ave, Los Angeles, CA 90026	Metro	13	Y	383	334	717	359		359	329	294	623	414	287	701	1,485	915	2,400					
El Sereno R.C.	4721 Klamath St., Los Angeles, CA 90032	Metro	14	Y	18	151	169	1	233	234	15	246	261	9	478	487	43	1,108	1,151					
Elysian Valley R.C.	1811 Ripple St., Los Angeles, CA 90039	Metro	13	Y	29	7	36			73	73	58	58	59	147	206	88	285	373					
Encino Community Center	4935 Balboa Blvd, Encino, CA 91316	Valley	5		90		90			0	72		72	132		132	294	0	294					
Evergreen R.C.	2844 E. 2nd St, Los Angeles, CA 90033	Metro	14	Y	9	457	466	11		11	62	202	264	38	297	335	120	956	1,076					
Expo Center/Roy Anderson R.C.	3980 South Bill Robertson Lane, Los Angeles, CA 90037	Pacific	9	Y	117	830	947	60	27	87	51	920	971	199	702	901	427	2,479	2,906					
Fernangeles R.C.	8851 Laurel Canyon Blvd, Sun Valley, CA 91352	Valley	6	Y	309	301	610	293	193	486	294	397	691	445	283	728	1,341	1,174	2,515					
Fred Roberts R.C.	4700 S. Honduras St., Los Angeles, CA 90011	Pacific	9	Y	45	37	82	40		40	87	27	114	110	9	119	282	73	355					
Gilbert Lindsay R.C.	429 E. 42nd Pl., Los Angeles, CA 90011	Pacific	9	Y			0			0			0	1		1	1	0	1					
Glassell Park R.C.	3650 Verdugo Rd., Los Angeles, CA 90065	Metro	1	Y	18	118	136	50	8	58	11	123	134	18	125	143	97	374	471					

EXHIBIT F - Baseline FY 2018/2019

YOUTH SPORT PARTNERSHIP



RECREATION CENTERS					Summer 2018 Actual Enrollment (Baseline) Totals			Fall 2018 Actual Enrollment (Baseline) Totals			Winter 2019 Actual Enrollment (Baseline) Totals			Spring 2019 Actual Enrollment (Baseline) Totals			FY 2018/2019 Actual Enrollment (Baseline) Totals		
Facility	Address	Region	CD	GPLA	Actual Enrollment (Baseline) - Classes	Actual Enrollment (Baseline) Sports Leagues	Actual (Baseline) Total Enrollment	Actual Enrollment (Baseline) - Classes	Actual Enrollment (Baseline) Sports Leagues	Actual (Baseline) Total Enrollment	Actual Enrollment (Baseline) - Classes	Actual Enrollment (Baseline) Sports Leagues	Actual (Baseline) Total Enrollment	Actual Enrollment (Baseline) - Classes	Actual Enrollment (Baseline) Sports Leagues	Actual (Baseline) Total Enrollment	Actual Enrollment (Baseline) - Classes	Actual Enrollment (Baseline) Sports Leagues	Actual (Baseline) Total Enrollment
38	Granada Hills R.C.	16730 Chatsworth St., Granada Hills, CA 91344	Valley	12															
39	Green Meadows R.C.	431 E. 89th St., Los Angeles, CA 90003	Pacific	9	y														
40	Harbor City R.C.	24901 Frampton Ave, Harbor City, CA 90710	Pacific	15	y														
41	Hazard Park R.C.	2230 Norfolk St, Los Angeles, CA 90033	Metro	14	y														
42	Highland Park R.C.	6150 N. Piedmont Avenue, Los Angeles, CA 90042	Metro	1	y														
43	Hollenbeck Park R.C.	415 S. St. Louis St, Los Angeles, CA 90033	Metro	14															
44	Hollywood R.C.	1122 Cole Ave., Los Angeles, CA 90038	Metro	13	y														
45	Hoover R.C.	1010 W. 25th St., Los Angeles, CA 90007	Metro	1	y														
46	Hubert Humphrey R.C.	12560 Filmore St., Pacoima, CA 91331	Valley	7	y														
47	Jackie Tatum Harvard R.C.	1535 W. 62nd St., Los Angeles, CA 90047	Pacific	8	y														
48	Jim Gilliam R.C.	4000 S. La Brea Avenue, Los Angeles, CA 90008	Pacific	10	y														
49	Lafayette MultiPurpose Community Center	625 South Lafayette Park Place, Los Angeles, CA 90005	Metro	10															
50	Lake Street Park	227 North Lake St., Los Angeles, CA 90026	Metro	13	y														
51	Lakeview Terrace R.C.	11075 Foothill Blvd, Lakeview Terrace, CA 91342	Valley	7															
52	Lanark R.C.	21816 Lanark St, Canoga Park, CA 91305	Valley	3	y														
53	Leland R.C.	863 S. Herbert Ave, San Pedro, CA 90731	Pacific	15	y														
54	Lemon Grove R.C.	4959 Lemon Grove Ave, Los Angeles, CA 90029	Metro	13	y														
55	Lincoln Heights R.C.	2303 Workman Street, Los Angeles, CA 90033	Metro	1	y														
56	Lincoln Heights Youth Center	2911 Altura Street, Los Angeles, CA 90031	Metro	1	y														
57	Lincoln Park R.C.	3501 Valley Blvd, Los Angeles, CA 90031	Metro	1	y														
58	Loren Miller R.C.	2717 Halldale Ave, Los Angeles, CA 90018	Pacific	8	y														
59	Macarthur Park R.C.	2230 W. 6th St., Los Angeles, CA 90057	Metro	1	y														
60	Mar Vista R.C.	11430 Woodbine Ave., Los Angeles, CA 90066	Valley	11															
61	Martin Luther King, Jr. R.C.	3916 S. Western Avenue, Los Angeles, CA 90062	Pacific	8	y														
62	Mason Park R.C.	10500 Mason Ave, Chatsworth, CA 91311	Valley	12															
63	Montecito Heights R.C.	4545 Homer St., Los Angeles, CA 90031	Metro	1	y														
64	Mount Carmel R.C.	830 West 70th St., Los Angeles, CA 90044	Pacific	8	y														
65	Normandale R.C.	22400 S. Halldale Ave., Los Angeles, CA 90501	Pacific	15	y														
66	Normandie R.C.	1550 S. Normandie Avenue, Los Angeles, CA 90006	Metro	1	y														
67	North Hills Community Park	8756 N. Parthenia Pl, North Hills, CA 91343	Valley	6															
68	North Hollywood R.C.	11430 Chandler Blvd, North Hollywood, CA 91601	Valley	2	y														
69	North Weddington R.C.	10844 Acama St., Studio City, CA 91602	Valley	2															
70	Northridge R.C.	18300 Lemarsh St., Northridge, CA 91324	Valley	12															
71	Oakwood R.C.	767 California Ave, Venice, CA 90291	Valley	11	y														
72	Palisades R.C.	851 Alma Real Dr., Pacific Palisades, CA 90272	Valley	11															
73	Palms R.C.	2950 Overland Ave., Los Angeles, CA 90064	Valley	5															

EXHIBIT F - Baseline FY 2018/2019
YOUTH SPORT PARTNERSHIP



RECREATION CENTERS					Summer 2018 Actual Enrollment (Baseline) Totals			Fall 2018 Actual Enrollment (Baseline) Totals			Winter 2019 Actual Enrollment (Baseline) Totals			Spring 2019 Actual Enrollment (Baseline) Totals			FY 2018/2019 Actual Enrollment (Baseline) Totals		
Facility	Address	Region	CD	GPLA	Actual Enrollment (Baseline) - Classes	Actual Enrollment (Baseline) Sports Leagues	Actual (Baseline) Total Enrollment	Actual Enrollment (Baseline) - Classes	Actual Enrollment (Baseline) Sports Leagues	Actual (Baseline) Total Enrollment	Actual Enrollment (Baseline) - Classes	Actual Enrollment (Baseline) Sports Leagues	Actual (Baseline) Total Enrollment	Actual Enrollment (Baseline) - Classes	Actual Enrollment (Baseline) Sports Leagues	Actual (Baseline) Total Enrollment	Actual Enrollment (Baseline) - Classes	Actual Enrollment (Baseline) Sports Leagues	Actual (Baseline) Total Enrollment
74	Pan Pacific Park R.C.	7600 Beverly Blvd., Los Angeles, CA 90036	Metro	4															
75	Panorama City R.C.	8600 Hazeltine Ave., Panorama City, CA 91402	Valley	6	Y														
76	Pecan R.C.	127 South Pecan St., Los Angeles, CA 90033	Metro	14	Y														
77	Peck Park Community Center	560 North Western Ave., San Pedro, CA 90732	Pacific	15															
78	Penmar R.C.	1341 Lake St, Los Angeles, CA 90291	Valley	11															
79	Poinsettia R.C.	7341 Willoughby Ave, Los Angeles, CA 90046	Metro	5	Y														
80	Queen Anne R.C.	1240 West Blvd, Los Angeles, CA 90019	Metro	10	Y														
81	Ramon Garcia R.C.	1016 S. Fresno Street, Los Angeles, CA 90023	Metro	14	Y														
82	Rancho Cienega Sports Complex	5001 Rodeo Rd, Los Angeles, CA 90016	Pacific	10	Y														
83	Reseda R.C.	18411 Victory Blvd, Reseda, CA 91335	Valley	3	Y														
84	Rio de Los Angeles State Park	1900 N. San Fernando Rd, Los Angeles, CA 90065	Metro	1	Y														
85	Ritchie Valens R.C.	10736 Laurel Canyon Blvd, Pacoima, CA 91331	Valley	7	Y														
86	Robertson R.C.	1641 Preuss Rd., Los Angeles, CA 90035	Pacific	5															
87	Rose Hill R.C.	4530 Mercury Ave., Los Angeles, CA 90032	Metro	14	Y														
88	Rosecrans R.C.	840 W. 149th St., Gardena, CA 90247	Pacific	15	Y														
89	Ross Snyder R.C.	1501 East 41st St., Los Angeles, CA 90011	Pacific	9	Y														
90	Rustic Canyon R.C.	601 Latimer Rd., Santa Monica, CA 90402	Valley	11															
91	Seoul International Park	3250 San Marino St., Los Angeles, CA 90006	Pacific	10	Y														
92	Sepulveda R.C.	8825 Kester Ave., Panorama City 91405	Valley	6	Y														
93	Shadow Ranch R.C.	22633 Vanowen St, West Hills, CA 91307	Valley	12															
94	Shatto R.C.	3191 West 4th St, Los Angeles, CA 90020	Metro	13	Y														
95	Silver Lake R.C.	1850 West Silver Lake Dr., Los Angeles, CA 90026	Metro	13															
96	Slauson R.C.	5306 S. Compton Ave., Los Angeles, CA 90011	Pacific	9	Y														
97	South Park R.C.	345 East 51st St., Los Angeles, CA 90011	Pacific	9	Y														
98	South Seas House	2301 West 24th St., Los Angeles CA 90018	Metro	10															
99	St. Andrews R.C.	8701 Saint Andrews Place, Los Angeles, CA 90047	Pacific	8	Y														
100	State Street R.C.	716 North State St., Los Angeles, CA 90033	Metro	14	Y														
101	Stonehurst R.C.	9901 Dronfield St., Sun Valley, CA 91352	Valley	7															
102	Stoner R.C.	1835 Stoner Ave., Los Angeles, CA 90025	Valley	Detai	Y														
103	Studio City R.C.	12621 Rye St., Studio City, CA 91604	Valley	2															
104	Sun Valley R.C.	8133 Vineland Ave., Sun Valley, CA 91352	Valley	6	Y														
105	Sunland R.C.	8651 Foothill Blvd, Sunland, CA 91040	Valley	7	Y														
106	Sylmar Park R.C.	13109 Borden Ave, Los Angeles, CA 91342	Valley	7	Y														
107	Tarzana R.C.	5655 Vanalden Ave., Tarzana, CA 91356	Valley	3															
108	Toberman R.C.	1725 Toberman St., Los Angeles, CA 90015	Metro	1	Y														
109	Trinity R.C.	2415 Trinity St., Los Angeles, CA 90011	Pacific	9	Y														

EXHIBIT F - Baseline FY 2018/2019
YOUTH SPORT PARTNERSHIP



RECREATION CENTERS					Summer 2018 Actual Enrollment (Baseline) Totals			Fall 2018 Actual Enrollment (Baseline) Totals			Winter 2019 Actual Enrollment (Baseline) Totals			Spring 2019 Actual Enrollment (Baseline) Totals			FY 2018/2019 Actual Enrollment (Baseline) Totals		
Facility	Address	Region	CD	GPLA	Actual Enrollment (Baseline) - Classes	Actual Enrollment (Baseline) Sports Leagues	Actual (Baseline) Total Enrollment	Actual Enrollment (Baseline) - Classes	Actual Enrollment (Baseline) Sports Leagues	Actual (Baseline) Total Enrollment	Actual Enrollment (Baseline) - Classes	Actual Enrollment (Baseline) Sports Leagues	Actual (Baseline) Total Enrollment	Actual Enrollment (Baseline) - Classes	Actual Enrollment (Baseline) Sports Leagues	Actual (Baseline) Total Enrollment	Actual Enrollment (Baseline) - Classes	Actual Enrollment (Baseline) Sports Leagues	Actual (Baseline) Total Enrollment
Valley Plaza	12240 Archwood St., North Hollywood, CA 91606	Valley	2	Y	22	26	48	77	156	233	28	123	151	55	205	260	182	510	692
Van Ness R.C.	5720 2nd Avenue, Los Angeles, CA 90043	Pacific	8	Y	111		111	2	75	77	169	139	308	53	188	241	335	402	737
Van Nuys R.C.	14301 Vanowen St., Van Nuys, CA 91405	Valley	6	Y	183	287	470	40	15	55	359	250	609	658	145	803	1,240	697	1,937
Van Nuys Sherman Oaks R.C.	14201 Huston St., Sherman Oaks, CA 91423	Valley	2		100	331	431	119	372	491	167	360	527	20	420	440	406	1483	1889
Victory-Vineland R.C.	11117 Victory Blvd., North Hollywood, CA 91606	Valley	2	Y	74	211	285	80	290	370	34	225	259	31	318	349	219	1,044	1,263
Vineyard R.C.	2942 Vineyard Ave, Los Angeles, CA 90016	Pacific	10	Y			0			0		30	30	2		2	2	30	32
Wabash R.C.	2765 Wabash Ave, Los Angeles, CA 90033	Metro	14	Y		178	178			0	9	234	243		131	131	9	543	552
Westchester R.C.	7000 W. Manchester Ave., Los Angeles, CA 90045	Pacific	11			279	279		120	120		357	357		86	86	0	842	842
Westwood R.C.	1350 S. Sepulveda Blvd, Los Angeles, CA 90025	Valley	5		289	399	688	16		16	296	260	556	347	274	621	948	933	1,881
Wilmington R.C.	325 N. Neptune Ave., Wilmington, CA 90744	Pacific	15	Y		32	32	18	21	39	16	115	131	5	167	172	39	335	374
Winnetka R.C.	8401 Winnetka Ave., Winnetka, CA 91306	Valley	3		217	371	588	16	35	51	125	250	375	86	241	327	444	897	1341
Woodland Hills R.C.	5858 Shoup Ave., Woodland Hills, CA 91367	Valley	3		374	468	842		7	7	190	1001	1191	202	358	560	766	1834	2600
Yosemite R.C.	1840 Yosemite Dr., Los Angeles, CA 90041	Metro	14	Y	33	333	366	64	232	296	61	350	411	59	324	383	217	1239	1456
Yucca Park Community Center	6671 Yucca St., Los Angeles, CA 90028	Metro	13		155		155	135	27	162	157	11	168	155	24	179	602	62	664
Total Recreation Centers					8,543	20,349	28,892	6,305	4,616	10,921	9,183	23,053	32,236	10,421	21,478	31,899	34,452	69,496	103,948

E X H I B I T F - Baseline FY 2018/2019

YOUTH SPORT PARTNERSHIP



AQUATICS				Summer 2018 (6/1/18 - 8/31/18) Actual Enrollment (Baseline) Totals			Fall 2018 (9/1/18 - 12/31/18) Actual Enrollment (Baseline) Totals			Winter 2019 (1/1/19 - 3/31/19) Actual Enrollment (Baseline) Totals			Spring 2019 (4/1/19 - 5/31/19) Actual Enrollment (Baseline) Totals			FY 2018/2019 (6/1/18 - 5/31/19) Actual Enrollment (Baseline) Totals		
Facility	Address	Region	CD	Actual Enrollment (Baseline) - Classes	Actual Enrollment (Baseline) Sports Teams	Actual (Baseline) Total Enrollment	Actual Enrollment (Baseline) - Classes	Actual Enrollment (Baseline) Sports Teams	Actual (Baseline) Total Enrollment	Actual Enrollment (Baseline) - Classes	Actual Enrollment (Baseline) Sports Teams	Actual (Baseline) Total Enrollment	Actual Enrollment (Baseline) - Classes	Actual Enrollment (Baseline) Sports Teams	Actual (Baseline) Total Enrollment	Actual Enrollment (Baseline) - Classes	Actual Enrollment (Baseline) Sports Teams	Actual (Baseline) Total Enrollment
1109th Pool	1500 E. 109th St., Los Angeles, CA 90059	Pacific	15	377	3	380			0			0			0	377	3	380
2Algin Sutton Pool	8800 S. Hoover St., Los Angeles, CA 90044	Pacific	8	0		0			0			0			0	0	0	0
3Banning Pool	1450 N. Avalon Blvd., Wilmington, CA 90744	Pacific	15	605	103	708	75	51	126	22	37	59	17		17	719	191	910
4Celes King III Pool	5001 Rodeo Rd, Los Angeles, CA 90016	Pacific	10	707		707	29		29	96	43	139	74		74	906	43	949
5Central Pool	1357 East 22nd St., Los Angeles, CA 90011	Pacific	9	724	10	734			0			0			0	724	10	734
6Cheviot Hills Pool	2693 Motor Ave., Los Angeles, CA 90064	Pacific	5	357	2	359			0			0			0	357	2	359
7Cleveland Pool	8120 Vanalden Ave., Reseda, CA 91335	Valley	3	965	256	1221	357	142	499	85	86	171	206		206	1613	484	2097
8Costello Pool	3121 E. Olympic Blvd., Los Angeles, CA 90023	Metro	14	597		597			0			0			0	597	0	597
9Downey Pool	1775 N. Spring St., Los Angeles, CA 90031	Metro	1	723		723			0			0			0	723	0	723
10Echo Deep Pool	1419 Colton St., Los Angeles, CA 90026	Metro	1	1079	128	1207	221	40	261	111	39	150	123		123	1534	207	1741
11EG Roberts Pool	4526 W. Pico Blvd., Los Angeles, CA 90019	Pacific	10	1263	256	1519	182		182	200	39	239	145		145	1790	295	2085
12Fernangeles Pool	8851 Laurel Canyon Blvd, Sun Valley, CA 91352	Valley	6	925		925			0			0			0	925	0	925
13Fremont Pool	7630 Towne Ave., Los Angeles, CA 90003	Pacific	9	640	63	703	205	3	208	65	8	73	85		85	995	74	1069
14Glassell Pool	3704 Verdugo Rd., Los Angeles, CA 90065	Metro	1	563	93	656	62	33	95	13	12	25	39		39	677	138	815
15Granada Hills Pool	16730 Chatsworth St., Granada Hills, CA 91344	Valley	12	733		733			0			0			0	733	0	733
16Green Meadows Pool	431 E. 89th St., Los Angeles, CA 90003	Pacific	9	410		410			0			0			0	410	0	410
17Griffith Park Pool	3401 Riverside Dr., Los Angeles, CA 90027	Metro	4	896		896			0			0			0	896	0	896
18Hansen Dam Aquatic Center	11798 Foothill Blvd., Lake View Terrace, CA 901342	Valley	7			0			0			0			0	0	0	0
19Harbor Pool	1221 N. Figueroa Pl., Wilmington, CA 90744	Pacific	15	822		822			0			0			0	822	0	822
20Hey Rookie Pool	3601 S. Gaffey St., San Pedro, CA 90731	Pacific	15	653	55	708	61	29	90	24	40	64	25		25	763	124	887
21Highland Pool	6150 N. Piedmont Avenue, Los Angeles, CA 90042	Metro	1	687		687			0			0			0	687	0	687
22Hollywood Pool	1122 Cole Ave., Los Angeles, CA 90038	Pacific	13	812		812			0			0			0	812	0	812
23Hubert Humphrey Pool	12560 Filmore St., Pacoima, CA 91331	Valley	7	767	119	886	120	56	176	6	20	26	71		71	964	195	1159
24Jackie Tatum/Harvard Pool	6120 Denker St., Los Angeles, CA 90047	Pacific	8	731		731			0			0			0	731	0	731
25John C. Argue Swim Stadium	3980 Bill Robertson Lane, Los Angeles, CA 90037	Pacific	9	2122	180	2302	311	102	413	167	79	246	144		144	2744	361	3105
26LACES Pool	5931 W. 18th St., Los Angeles, CA 90035	Pacific	10	949	155	1104	151	80	231	83	54	137	116		116	1299	289	1588
27Lanark Pool	21817 Strathern St., Canoga Park, CA 91304	Valley	3	826		826			0			0			0	826	0	826
28Lincoln Pool	3501 Valley Blvd, Los Angeles, CA 90031	Metro	1	0		0			0			0			0	0	0	0
29Mar Vista Pool	11655 Palms Blvd., Los Angeles, CA 90066	Pacific	11	613		613			0			0			0	613	0	613
30North Hollywood Pool	5301 Tujunga Ave., North Hollywood, CA 91601	Valley	2	590		590			0			0			0	590	0	590
31Northridge Pool	10058 Reseda Blvd., Northridge, CA 91324	Valley	12	663		663			0			0			0	663	0	663

EXHIBIT F - Baseline FY 2018/2019

YOUTH SPORT PARTNERSHIP



AQUATICS				Summer 2018 (6/1/18 - 8/31/18) Actual Enrollment (Baseline) Totals			Fall 2018 (9/1/18 - 12/31/18) Actual Enrollment (Baseline) Totals			Winter 2019 (1/1/19 - 3/31/19) Actual Enrollment (Baseline) Totals			Spring 2019 (4/1/19 - 5/31/19) Actual Enrollment (Baseline) Totals			FY 2018/2019 (6/1/18 - 5/31/19) Actual Enrollment (Baseline) Totals		
Facility	Address	Region	CD	Actual Enrollment (Baseline) - Classes	Actual Enrollment (Baseline) Sports Teams	Actual (Baseline) Total Enrollment	Actual Enrollment (Baseline) - Classes	Actual Enrollment (Baseline) Sports Teams	Actual (Baseline) Total Enrollment	Actual Enrollment (Baseline) - Classes	Actual Enrollment (Baseline) Sports Teams	Actual (Baseline) Total Enrollment	Actual Enrollment (Baseline) - Classes	Actual Enrollment (Baseline) Sports Teams	Actual (Baseline) Total Enrollment	Actual Enrollment (Baseline) - Classes	Actual Enrollment (Baseline) Sports Teams	Actual (Baseline) Total Enrollment
32	Pan Pacific Park Pool	141 S. Gardner St., Los Angeles, CA 90036	Pacific	4	416	416			0			0			0	416	0	416
33	Pecan Pool	120 S. Gless St., Los Angeles, CA 90033	Metro	14	331	331			0			0			0	331	0	331
34	Peck Park Pool	560 N. Western Ave., San Pedro, CA 90732	Pacific	15	0	0			0			0			0			0
35	Reseda Pool	18411 Victory Blvd, Reseda, CA 91335	Valley	3	962	962			0			0			0	962	0	962
36	Richard Alatorre Pool	4721 Klamath St., Los Angeles, CA 90032	Metro	14	928	152	82	51	133	55	28	83	102		102	1167	231	1398
37	Ritchie Valens Pool	10731 Laurel Canyon Blvd., Pacoima, CA 91331	Valley	7	838	838			0			0			0	838	0	838
38	Roosevelt Pool	456 S. Mathews St., Los Angeles, CA 90033	Metro	14	602	32	33	11	44	7	6	13	10		10	652	49	701
39	Ross Snyder Pool	1501 East 41st St., Los Angeles, CA 90011	Pacific	9	637	637			0			0			0	637	0	637
40	Rustic Canyon Pool	601 Latimer Rd., Pacific Palisades, CA 90402	Pacific	11	48	48			0			0			0	48	0	48
41	Sepulveda Pool	8737 Kester Ave., Panorama City, CA 91402	Valley	6	1024	1024			0			0			0	1024	0	1024
42	South Park Pool	345 East 51st St., Los Angeles, CA 90011	Pacific	9	414	414			0			0			0	414	0	414
43	Stoner Park Pool	1835 Stoner Ave., Los Angeles, CA 90025	Pacific	11	365	365			0			0			0	365	0	365
44	Sun Valley Pool	8123 Vineland Ave., Sun Valley, CA 91352	Valley	6	813	813			0			0			0	813	0	813
45	Sylmar Pool	13109 Borden Ave, Los Angeles, CA 91342	Valley	7	926	926			0			0			0	926	0	926
46	Valley Plaza Pool	6715 Laurelgrove Ave., North Hollywood, CA 91606	Valley	2	802	802			0			0			0	802	0	802
47	Van Ness Pool	5720 2nd Avenue, Los Angeles, CA 90043	Pacific	2	0	0			0			0			0	0	0	0
48	Van Nuys Sherman Oaks Pool	14021 Huston St., Van Nuys, CA 91423	Valley	4	1136	158	108	147	255	59	91	150	147		147	1450	396	1846
49	Venice High School Indoor Pool	2490 Walgrove Ave., Los Angeles, CA 90066	Pacific	11	921	135	81	90	171	36	59	95	60		60	1098	284	1382
50	Verdugo Hills Pool	10654 Irma Ave., Tujunga, CA 91042	Valley	7	381	381			0			0			0	381	0	381
51	Westchester Pool	9100 Lincoln Blvd., Los Angeles, CA 90045	Pacific	11	775	775			0			0			0	775	0	775
52	Westwood Pool	1350 Sepulveda Blvd., Los Angeles, CA 90025	Pacific	5	391	99	81	54	135	68	25	93	5		5	545	178	723
53	Woodland Hills Pool	5858 Shoup Ave., Woodland Hills, CA 91367	Valley	3	965	31			0			0			0	965	31	996
54	Yosemite Pool	1840 Yosemite Dr., Los Angeles, CA 90041	Metro	14	599	43			0			0			0	599	43	642
Total Aquatics (includes Swim LA)				36,073	2,073	38,146	2,159	889	3,048	1,097	666	1,763	1,369	0	1,369	40,698	3,628	44,326

Exhibit G
Seasonal Sports Schedule
[See attached.]

RECREATION AND PARKS

Season	Sports Leagues	Registration Start Date	League Start Date	League End Date	Classes	Registration Start Date	Class Start Date	Class End Date	Citywide Championships
FALL 2019	Leagues/Classes TBD (Signature Sports Programs, Aquatics, etc.)								
WINTER 2020	Leagues/Classes								
SPRING 2020	Leagues/Classes TBD (Signature Sports Programs, Aquatics, etc.)								
SUMMER 2020	Leagues/Classes TBD (Signature Sports Programs, Aquatics, etc.)								

Exhibit H

Key Performance Indicators (KPIs) Template

1. Organizations

- a. Number of enrolled organizations
- b. Geographical breakdown (participating regions/municipalities)
- c. New programs breakdown (include those that were already supported)
- d. Cancelled programs: reasons and impact (e.g. financial, legal, reputation)

2. Sports promoted

3. Participants (children and youngsters directly benefiting from the YSP)

- a. Number of participants
- b. Number of participants with a disability as determined by Adaptive Sport participation
- c. Gender breakdown
- d. Age groups breakdown
- e. Sport breakdown

4. Coaches/staff

- a. Number of trained coaches/staff
- b. Gender breakdown

5. Funding

- a. Total value
- b. Total monetary

6. Outcomes:

- Overall participation increase over the 2018-2019 baseline
- Percentage of parents that consider their children have a better lifestyle (physical and mental) because of the YSP
- Percentage of children reporting increased interest in new sports

Exhibit I

YSP Quality Assurance

RAP will assign lead points of contacts from its Executive Office, Human Resources Division, and Financial Administrative Services Branch to monitor and ensure all material provisions and responsibilities of the YSP are adhered to and meet compliance with the contract; to track data metrics and to log outcome progress. RAP will propose annual or as needed meetings with LA 2028 to go over any status updates or concerns; will provide an annual reporting or as needed progress updates to the CAO, City Council, and/or RAP Commission.

Exhibit J

Dispute Resolution

The Parties shall seek amicably to resolve by negotiation all disputes arising out of or in connection with this YSP Agreement, any YSP Project Plan entered into pursuant to the terms of this YSP Agreement, or any agreements, schedules or exhibits ancillary hereto or thereto. If, in spite of such negotiations, no mutually agreeable resolution between the Parties is reached, then either Party may provide written notice to the other Party, pursuant to Section 16 of the existence of such dispute (“Dispute Notice”). Any Dispute Notice shall include a detailed description of the disputed matter, any relevant documentation and other materials, and a detailed explanation of the position taken by the Party providing such Dispute Notice.

Within thirty (30) days following the delivery of any Dispute Notice the chairperson or the president or the chief executive officer of LA 2028 (“LA 2028 Executive”) (or the LA 2028 Executive’s designee) on the one hand and the Mayor of the City (or the Mayor’s designee), and the City Council President (or the City Council President’s designee) (collectively, the “City Representatives”) on the other shall meet in person, without others present, to resolve the subject of such Dispute Notice; provided, however, that if the LA 2028 Executive or the City Representatives notifies the other, pursuant to Section 17(a), that satisfactory resolution of the subject matter of the Dispute Notice is not practicable unless the LA 2028 Executive and City Representatives meet sooner than within a thirty (30) day period, then the LA 2028 Executive and City Representatives shall each use reasonable efforts to meet within a shorter period of time.

To the extent that any disputes that are the subject of a Dispute Notice delivered pursuant to Section 5 remain unresolved after a period of ninety (90) days following the meeting of the Executive and City Representatives as prescribed above, then unless the Executive and City Representatives mutually agree to an extension of the period in which to meet to resolve any dispute that is the subject of such Dispute Notice, either Party may make a request for arbitration and, in such event, such disputed matters shall be determined by final binding arbitration administered by the American Arbitration Association in accordance with its Commercial Arbitration Rules. The place of arbitration shall be in Los Angeles, California. There shall be one (1) arbitrator.

If a request for arbitration is not made prior to the tenth (10th) day following the conclusion of the ninety (90) day period described above or within ten (10) days following such longer period as may be mutually agreed upon, all claims of the Party who initiated the dispute resolution procedure shall be deemed waived, notwithstanding any state or federal statute of limitations.

Each Party shall bear its own costs of arbitration, including legal fees, except that the fees for the arbitrator and costs associated with the arbitrator shall be shared equally by the Parties; provided, however, that any costs forming the substance of the dispute shall be borne as determined by the arbitral award.

Exhibit K

Addresses for Notices

THE CITY OF LOS ANGELES

Eric Garcetti
Los Angeles Mayor
200 N. Spring St.
Los Angeles, CA 90012

Michael N. Feuer
Los Angeles City Attorney
200 N. Main St., Suite 800
Los Angeles, CA 90012-4137

Richard H. Llewellyn, Jr.
City Administrative Officer
200 N. Main St., Suite 1500
Los Angeles, CA 90012-4137

Michael A. Shull
Department of Recreation and Parks
221 North Figueroa Street, Suite 350
Los Angeles, CA 90012

Sharon M. Tso
Chief Legislative Analyst
200 N. Spring Street, Room 255
Los Angeles, CA 90012-4137

Holly L. Wolcott
City Clerk
200 N. Spring Street, Room 360
Los Angeles, CA 90012

LOS ANGELES ORGANIZING COMMITTEE FOR THE OLYMPIC AND PARALYMPIC GAMES 2028

Brian E. Nelson
Chief Legal Officer
10900 Wilshire Blvd.
Suite 700
Los Angeles, CA 90024

RECREATION

2024/2025 Sports Leagues, Classes & Clinics Yearly Calendar / Olympic Movement							
<u>Season</u>	<u>Activities</u>	<u>Registration Starts</u>	<u>League or Classes /Clinics Start</u>	<u>Leagues End By</u>	<u>Classes/ Clinics End By</u>	<u>Potential Offerings</u>	<u>City Wide Championships</u>
Summer 2024	Sports League	First Monday in May 5/6/2024	7/8/2024	9/7/2024		Coed Basketball, GPLA Basketball, GPLA Volleyball, Coed Flag Football, Coed Soccer	
Summer 2024	Classes /Clinics	6/3/2024	7/8/2024		9/14/2024	Signature Classes-Classes Badminton, Dance, Fitness Classes, Sports & Games	
Fall 2024	Sports League	First Monday in August 8/5/2024	10/5/2024	11/23/2024		<i>Flag Football, Soccer, Girls Volleyball</i> Coed Basketball, GPLA Basketball	<u>Volleyball Football / Soccer</u> December 10-14, 2024
Fall 2024	Classes /Clinics	8/26/2024	10/5/2024		12/7/2024	Signature Classes- J Classes Dance, Sports & Games, Fitness Classes	
Winter 2025	Sports League	First Monday in Nov. 11/4/2024	1/4/2025	2/22/2025		<i>Basketball, GPLA Basketball</i> GPLA Volleyball, Coed Flag Football, Coed Soccer	<u>Basketball</u> Citywide Championship April 2-5, 2025
Winter 2025	Classes /Clinics	12/2/2024	1/6/2025		3/22/2025	Signature Classes-Classes Dance, Archery, Sports & Games, Fitness Classes	
Spring 2025	Sports League	First Monday in Feb. 2/3/2025	4/5/2025	6/7/2025		<i>Baseball and Softball</i> Coed Basketball, GPLA Basketball, GPLA Volleyball, Coed Flag Football, GPLA Flag Football, Coed Soccer	<u>Baseball and Softball</u> July 8-13, 2025
Spring 2025	Classes /Clinics	3/3/2025	4/7/2025		6/21/2025	Signature Classes-Classes Skateboarding, Dance, Sports & Games, Fitness Classes, Archery	

AQUATICS

2024/2025 Aquatics Sports/Lessons Calendar

Season	Activities	Registration Starts	League or Classes Start	Leagues End By	Classes End By	Offerings	City Wide Championships
Summer 2024	Sports Leagues	6/8/24	6/10/24	9/2/24		Swim, Artistic Swim, Dive, Water Polo	Swim: 8/3/24, Artistic Swim: 8/10/24, Dive 8/4/24, Water Polo: 8/11/24
Summer 2024	Classes	6/9/24	6/17/24		8/23/24		
Summer 2024	Signature programs	5/4/24	6/17/24		8/9/24	Signature Program: Surfing, Kayak	
Fall 2024	Sports Leagues	9/15/24	9/17/24	12/20/24		Dive Signature Program: Team SwimLA: USA Swim	TSLA: USAS 12/14/24, Dive: 12/7/24
Fall 2024	Classes	9/14/24	9/14/24		12/13/24		
Fall 2024	Surfing	8/3/24	9/17/24		12/13/24	Signature Program: Surfing, Kayak	
Winter 2025	Sports Leagues	1/25/25	1/28/25	4/18/25		Artistic Swim, Water Polo Signature Program: Team SwimLA: USA Swim	TSLA: USAS 5/10/25, Artistic Swim: 5/3/25, Water Polo: 5/4/24
Winter 2025	Classes	1/4/25	1/4/25		3/28/25		
Winter 2025	Surfing	11/2/24	1/4/25		3/28/25	Signature Program: Surfing, Kayak	
Spring 2025	Classes	3/29/25	3/29/25		5/23/25		
Spring 2025	Surfing	2/1/25	3/29/25		5/23/25	Signature Program: Surfing, Kayak	

ADAPTIVE

2024/2025 Adaptive Sports Clinics, Camps, and Classes						
<u>Season</u>	<u>Activities</u>	<u>Registration Starts</u>	<u>Clinics/Camps/Classes Start</u>	<u>Clinics End By</u>	<u>Potential Adaptive Sports Clinics/Camps Offering</u>	<u>City Wide Championships</u>
Summer 2024	Adaptive Sport Classes	First Monday in May 5/6/2024	7/8/2024	9/7/2024	Para Equestrian	
Summer 2024	Adaptive Sport Clinics	First Monday in May 5/6/2024	7/8/2024	9/7/2024	Wheelchair Basketball	
Summer 2024	Adaptive Sport Camps	First Monday in May 5/6/2024	7/8/2024	9/7/2024	Para Surfing	
Summer 2024	Adaptive Sport Camps	First Monday in May 5/6/2024	7/8/2024	9/7/2024	Adaptive Archery	
Fall 2024	Adaptive Sport Clinics	First Monday in August. 8/5/2024	10/5/2024	11/23/2024	Adaptive Skateboarding	
Fall 2024	Adaptive Sport Classes	First Monday in August. 8/5/2024	10/5/2024	11/23/2024	Adaptive Swimming	
Fall 2024	Adaptive Sport Clinics	First Monday in August. 8/5/2024			Blind Soccer	
Fall 2024	Adaptive Sport Classes	First Monday in August. 8/5/2024	10/5/2024	11/23/2024	Para Equestrian	
Winter 2025	Adaptive Sport Classes	First Monday in November. 11/4/2024			Adaptive Swimming	
Winter 2025	Adaptive Sport Classes	First Monday in November. 11/4/2024	1/4/2025	2/22/25	Para Equestrian	
Winter 2025	Adaptive Sport Clinics	First Monday in November. 11/4/2024	1/4/2025	2/22/25	Sitting Volleyball	

ADAPTIVE

2024/2025 Adaptive Sports Clinics, Camps, and Classes						
<u>Season</u>	<u>Activities</u>	<u>Registration Starts</u>	<u>Clinics/Camps/Classes Start</u>	<u>Clinics End By</u>	<u>Potential Adaptive Sports Clinics/Camps Offering</u>	<u>City Wide Championships</u>
Spring 2025	Adaptive Sport Clinics	First Monday in February. 2/3/2025	4/05/2025	6/07/2025	Adaptive Athletics	
Spring 2025	Adaptive Sport Classes	First Saturday in February. 2/3/2025			Adaptive Swimming	
Spring 2025	Adaptive Sport Classes	First Monday in February. 2/3/2025	4/05/2025	6/07/2025	Para Equestrian	
Spring 2025	Adaptive Sport Clinic	First Monday in February. 2/3/2025	4/05/2025	6/07/2025	Goalball	
Spring 2025	Adaptive Sport Clinics	First Monday in February. 2/3/2025	4/05/2025	6/07/2025	Wheelchair Tennis	

COACHING TRAINING

ANNUAL

SPORT												
TRAINING	TYPE OF TRAINING (Online, In Person, Print Materials, etc.)	TRAINING DURATION	HOW IS TRAINING BEING CERTIFIED AND/OR REPORTED?	PARTICIPANTS	LOCATION	TRAINING PROVIDER	BASKETBALL	SOCCER	VOLLEYBALL	SOFTBALL	FLAG FOOTBALL	BASEBALL
Play Safe LA	In Person & Online + Printed Material	90 min FT Staff 45 min PT Staff and Coaches	SafeSport & RAP track completion	Staff and coaches	All Regions	US Center for Safe Sport	X	X	X	X	X	X

COACHING TRAINING

SUMMER 2024

Training objectives include: (1) communicating with athletes; (2) motivating young athletes; (3) coaching challenging athletes; (4) importance of well-planned practice; (5) developing a coaching philosophy; (6) why kids play sports and why many drop-out; (7) coaches code of conduct; (8) skills clinics; and (9) gender equity guidelines.

SPORT												
TRAINING	TYPE OF TRAINING (Online, In Person, Print Materials, etc.)	TRAINING DURATION	HOW IS TRAINING BEING CERTIFIED AND/OR REPORTED?	PARTICIPANTS	LOCATION	TRAINING PROVIDER	BASKETBALL	SOCCER	VOLLEYBALL	SOFTBALL	FLAG FOOTBALL	BASEBALL
Youth Development Training	In Person with Print Materials	120 Minutes	In Person Sign-in Sheets	Staff and coaches	Regional	Positive Coaching Alliance				X		X

COACHING TRAINING

FALL 2024

Training objectives include: (1) communicating with athletes; (2) motivating young athletes; (3) coaching challenging athletes; (4) importance of well-planned practice; (5) developing a coaching philosophy; (6) why kids play sports and why many drop-out; (7) coaches code of conduct; (8) skills clinics; and (9) gender equity guidelines.

SPORT												
TRAINING	TYPE OF TRAINING (Online, In Person, Print Materials, etc.)	TRAINING DURATION	HOW IS TRAINING BEING CERTIFIED AND/OR REPORTED?	PARTICIPANTS	LOCATION	TRAINING PROVIDER	BASKETBALL	SOCCER	VOLLEYBALL	SOFTBALL	FLAG FOOTBALL	BASEBALL
Double-Goal Coach / Culture, Practices and Games	In Person with Print Materials (book)	120 Minutes	In Person Sign-in Sheets	Staff and coaches	Regional	Positive Coaching Alliance		X	X		X	
RAP Coaching Plan	In Person	120 Minutes	In Person Sign-in Sheets	Staff	Regional	Center for Healing & Justice Through Sport	X	X	X	X	X	X

COACHING TRAINING

WINTER 2025

Training objectives include: (1) communicating with athletes; (2) motivating young athletes; (3) coaching challenging athletes; (4) importance of well-planned practice; (5) developing a coaching philosophy; (6) why kids play sports and why many drop-out; (7) coaches code of conduct; (8) skills clinics; and (9) gender equity guidelines.

TRAINING	TYPE OF TRAINING (Online, In Person, Print Materials, etc.)	TRAINING DURATION	HOW IS TRAINING BEING CERTIFIED AND/OR REPORTED?	PARTICIPANTS	LOCATION	TRAINING PROVIDER	SPORT					
							BASKETBALL	SOCCER	VOLLEYBALL	SOFTBALL	FLAG FOOTBALL	BASEBALL
Positive Motivation, Getting the Best from Athlete	In Person with Online Resources	120 minutes	In-person sign in sheets	Staff	Regional	Positive Coaching Alliance						X
RAP Coaching Plan	In Person	120 Minutes	In Person Sign-in Sheets	Staff	Regional	Center for Healing & Justice Through Sport	X	X	X	X	X	X
Double-Goal Coach / Culture, Practices and Games	In Person with Printed Materials (book)	120 Minutes	In Person Sign-in Sheets	Staff and coaches	Regional	Positive Coaching Alliance	X					

COACHING TRAINING

SPRING 2025

Training objectives include: (1) communicating with athletes; (2) motivating young athletes; (3) coaching challenging athletes; (4) importance of well-planned practice; (5) developing a coaching philosophy; (6) why kids play sports and why many drop-out; (7) coaches code of conduct; (8) skills clinics; and (9) gender equity guidelines.

TRAINING	TYPE OF TRAINING (Online, In Person, Print Materials, etc.)	TRAINING DURATION	HOW IS TRAINING BEING CERTIFIED AND/OR REPORTED?	PARTICIPANTS	LOCATION	TRAINING PROVIDER	SPORT					
							BASKETBALL	SOCCER	VOLLEYBALL	SOFTBALL	FLAG FOOTBALL	BASEBALL
RBI Training	In Person	120 minutes	In-person sign in sheets	Staff and coaches	Location varies - City, County and private facilities	LA Dodger Foundation				X		X
Double-Goal Coach / Culture, Practices and Games	In Person with Print Materials (book)	120 Minutes	In Person Sign-in Sheets	Staff and coaches	Regional	Positive Coaching Alliance	X	X				
Gender Equity Division: Sports 101	In Person with Print Materials	120 Minutes	In Person Sign-in Sheets	Staff	Regional	Recreation and Parks Staff implementing training provided by Positive Coaching Alliance and We Coach	X	X	X	X		
RAP Coaching Plan	In Person	120 Minutes	In Person Sign-in Sheets	Staff	Regional	Center for Healing & Justice Through Sport	X	X	X	X	X	X

[illegible]

COACHES TRAINING										
Fall 2024										
Training objectives include : (1) communicating with athletes; (2) motivating young athletes; (3) coaching challenging athletes; (4) importance of a well-planned practice; (5) developing a coaching philosophy; (6) why kids play sports and why many drop-out; (7) coaches code of conduct; (8) skills clinics; (9) gender equity guidelines; (10) Social media training; (11) Bullying policy; (12) CDC concussion protocol training; and (13) safety/CPR training.										
							SPORTS			
TRAINING	TYPE OF TRAINING (Online, In Person, Print Materials, etc.)	TRAINING DURATION	HOW IS TRAINING BEING CERTIFIED AND/OR REPORTED	PARTICIPANTS	LOCATION	TRAINING PROVIDER	Swimming	Water Polo	Artistic Swim	Diving
L.A City Swimming Coaches Training	In-person, Powerpoint Presentation, Safe training practices, PPT Handouts, Coaches manual, In water training	4 hrs	In-person sign in sheets	Coaches	Designated City facility	RAP Staff	X			
L.A City Dive Coaches Training	In-person, Powerpoint Presentation, Safe training practices, PPT Handouts, Coaches manual, In water training	4 hrs	In-person sign in sheets	Coaches	Designated City facility	RAP Staff				X
Citywide Aquatics Off-Season Part Time Orientation	In-person, Powerpoint Presentation, Safe Work Practices, PPT Handouts, Child Abuse Reporting, In water training	4 hrs	In-person sign in sheets	Coaches	Designated City facility	RAP Staff	X	X	X	X
COACHES TRAINING										
Winter 2025										
Training objectives include : (1) communicating with athletes; (2) motivating young athletes; (3) coaching challenging athletes; (4) importance of a well-planned practice; (5) developing a coaching philosophy; (6) why kids play sports and why many drop-out; (7) coaches code of conduct; (8) skills clinics; (9) gender equity guidelines; (10) Social media training; (11) Bullying policy; (12) CDC concussion protocol training; and (13) safety/CPR training.										
							SPORTS			
TRAINING	TYPE OF TRAINING (Online, In Person, Print Materials, etc.)	TRAINING DURATION	HOW IS TRAINING BEING CERTIFIED AND/OR REPORTED	PARTICIPANTS	LOCATION	TRAINING PROVIDER	Swimming	Water Polo	Artistic Swim	Diving
L.A City Swimming Coaches Training	In-person, Powerpoint Presentation, Safe training practices, PPT Handouts, Coaches manual, In water training	4 hrs	In-person sign in sheets	Coaches	Designated City facility	RAP Staff	X			
L.A City Water Polo Coaches Training	In-person, Powerpoint Presentation, Safe training practices, PPT Handouts, Coaches manual, In water training	4 hrs	In-person sign in sheets	Coaches	Designated City facility	RAP Staff		X		
L.A City Artistic Swim Coaches Training	In-person, Powerpoint Presentation, Safe training practices, PPT Handouts, Coaches manual, In water training	4 hrs	In-person sign in sheets	Coaches	Designated City facility	RAP Staff			X	

LIST OF PREQUALIFIED AND NON PREQUALIFIED SITES - REC CENTERS AND AQUATICS

Sep-23

RECREATION CENTERS - Pre-qualified				
	Facility	Address	Region	CD
1	Alpine R.C.	817 Yale St., Los Angeles, CA 90012	Metro	1
2	Cypress Park R.C.	2630 Pepper Ave., Los Angeles, CA 90065	Metro	1
3	Downey R.C.	1772 North Spring St, Los Angeles, CA 90031	Metro	1
4	Glassell Park R.C.	3650 Verdugo Rd., Los Angeles, CA 90065	Metro	1
5	Hoover R.C.	1010 W. 25th St., Los Angeles, CA 90007	Metro	1
6	Lincoln Heights R.C.	2303 Workman Street, Los Angeles, CA 90033	Metro	1
7	Lincoln Heights Youth Center	2911 Altura Street, Los Angeles, CA 90031	Metro	1
8	Macarthur Park R.C.	2230 W. 6th St., Los Angeles, CA 90057	Metro	1
9	Normandie R.C.	1550 S. Normandie Avenue, Los Angeles, CA 90006	Metro	1
10	Rio de Los Angeles State Park	1900 N. San Fernando Rd, Los Angeles, CA 90065	Metro	1
11	Toberman R.C.	1725 Toberman St., Los Angeles, CA 90015	Metro	1
12	North Hollywood R.C.	11430 Chandler Blvd, North Hollywood, CA 91601	Valley	2
13	North Weddington R.C.	10844 Acama St., Studio City, CA 91602	Valley	2
14	Valley Plaza	12240 Archwood St., North Hollywood, CA 91606	Valley	2
15	Victory-Vineland R.C.	11117 Victory Blvd., North Hollywood, CA 91606	Valley	2
16	Lanark R.C.	21816 Lanark St, Canoga Park, CA 91305	Valley	3
17	Reseda R.C.	18411 Victory Blvd, Reseda, CA 91335	Valley	3
18	Winnetka R.C.	8401 Winnetka Ave., Winnetka, CA 91306	Valley	3
19	Poinsettia R.C.	7341 Willoughby Ave, Los Angeles, CA 90046	Metro	5
20	Andres and Maria Cardenas R.C.	14740 Blythe St., Panorama City, CA 91402	Valley	6
21	Delano R.C.	15100 Erwin St., Van Nuys, CA 91411	Valley	6
22	Fernangeles R.C.	8851 Laurel Canyon Blvd, Sun Valley, CA 91352	Valley	6
23	North Hills Community Park	8756 N. Parthenia Pl, North Hills, CA 91343	Valley	6
24	Panorama City R.C.	8600 Hazeltine Ave., Panorama City, CA 91402	Valley	6
25	Sepulveda R.C.	8825 Kester Ave., Panorama City 91405	Valley	6
26	Sun Valley R.C.	8133 Vineland Ave., Sun Valley, CA 91352	Valley	6
27	Van Nuys R.C.	14301 Vanowen St., Van Nuys, CA 91405	Valley	6
28	David M. Gonzales/Pacoima R.C.	10943 Herrick Ave., Pacoima, CA 91331	Valley	7
29	Hubert Humphrey R.C.	12560 Filmore St., Pacoima, CA 91331	Valley	7
30	Ritchie Valens R.C.	10736 Laurel Canyon Blvd, Pacoima, CA 91331	Valley	7
31	Stonehurst R.C.	9901 Dronfield St., Sun Valley, CA 91352	Valley	7
32	Sylmar Park R.C.	13109 Borden Ave, Los Angeles, CA 91342	Valley	7
33	Algin Sutton R.C.	8800 S. Hoover St., Los Angeles, CA 90044	Pacific	8
34	Denker R.C.	1550 West 35th Pl., Los Angeles, CA 90018	Pacific	8
35	Jackie Tatum Harvard R.C.	1535 W. 62nd St., Los Angeles, CA 90047	Pacific	8
36	Loren Miller R.C.	2717 Halldale Ave, Los Angeles, CA 90018	Pacific	8
37	Martin Luther King, Jr. R.C.	3916 S. Western Avenue, Los Angeles, CA 90062	Pacific	8
38	Mount Carmel R.C.	830 West 70th St., Los Angeles, CA 90044	Pacific	8
39	St. Andrews R.C.	8701 Saint Andrews Place, Los Angeles, CA 90047	Pacific	8
40	Van Ness R.C.	5720 2nd Avenue, Los Angeles, CA 90043	Pacific	8
41	Central R.C.	1357 East 22nd St., Los Angeles, CA 90011	Pacific	9
42	Expo Center/Roy Anderson R.C.	3980 South Bill Robertson Lane, Los Angeles, CA 90037	Expo	9
43	Fred Roberts R.C.	4700 S. Honduras St., Los Angeles, CA 90011	Pacific	9
44	Gilbert Lindsay R.C.	429 E. 42nd Pl., Los Angeles, CA 90011	Pacific	9
45	Green Meadows R.C.	431 E. 89th St., Los Angeles, CA 90003	Pacific	9
46	Ross Snyder R.C.	1501 East 41st St., Los Angeles, CA 90011	Pacific	9
47	Slauson R.C.	5306 S. Compton Ave., Los Angeles, CA 90011	Pacific	9
48	South Park R.C.	345 East 51st St., Los Angeles, CA 90011	Pacific	9
49	Trinity R.C.	2415 Trinity St., Los Angeles, CA 90011	Pacific	9
50	Baldwin Hills R.C.	5401 Highlight Pl., Los Angeles, CA 90016	Pacific	10
51	Jim Gilliam R.C.	4000 S. La Brea Avenue, Los Angeles, CA 90008	Pacific	10
52	Lafayette MultiPurpose Community Center	625 South Lafayette Park Place, Los Angeles, CA 90057	Metro	10
53	Queen Anne R.C.	1240 West Blvd, Los Angeles, CA 90019	Metro	10
54	Rancho Cienega Sports Complex	5001 Rodeo Rd, Los Angeles, CA 90016	Pacific	10
55	Seoul International Park	3250 San Marino St., Los Angeles, CA 90006	Pacific	10

LIST OF PREQUALIFIED AND NON PREQUALIFIED SITES - REC CENTERS AND AQUATICS

Sep-23

56	Shatto R.C.	3191 West 4th St, Los Angeles, CA 90020	Metro	10
57	South Seas House	2301 West 24th St., Los Angeles CA 90018	Metro	10
58	Vineyard R.C.	2942 Vineyard Ave, Los Angeles, CA 90016	Pacific	10
59	Granada Hills R.C.	16730 Chatsworth St., Granada Hills, CA 91344	Valley	12
60	Bellevue R.C.	826 Lucile Ave., Los Angeles, CA 90026	Metro	13
61	Chevy Chase R.C.	4165 Chevy Chase Dr., Los Angeles, CA 90039	Metro	13
62	Echo Park R.C.	1632 Bellevue Ave, Los Angeles, CA 90026	Metro	13
63	Elysian Valley R.C.	1811 Ripple St., Los Angeles, CA 90039	Metro	13
64	Hollywood R.C.	1122 Cole Ave., Los Angeles, CA 90038	Metro	13
65	Lake Street Park	227 North Lake St., Los Angeles, CA 90026	Metro	13
66	Lemon Grove R.C.	4959 Lemon Grove Ave, Los Angeles, CA 90029	Metro	13
67	Yucca Park Community Center	6671 Yucca St., Los Angeles, CA 90028	Metro	13
68	Boyle Heights Sports Center	933 South Mott St., Los Angeles, CA 90023	Metro	14
69	Costello R.C.	3141 E. Olympic Bl., Los Angeles, CA 90023	Metro	14
70	El Sereno R.C.	4721 Klamath St., Los Angeles, CA 90032	Metro	14
71	Evergreen R.C.	2844 E. 2nd St, Los Angeles, CA 90033	Metro	14
72	Hazard Park R.C.	2230 Norfolk St, Los Angeles, CA 90033	Metro	14
73	Highland Park R.C.	6150 N. Piedmont Avenue, Los Angeles, CA 90042	Metro	14
74	Hollenbeck Park R.C.	415 S. St. Louis St, Los Angeles, CA 90033	Metro	14
75	Lincoln Park R.C.	3501 Valley Blvd, Los Angeles, CA 90031	Metro	14
76	Pecan R.C.	127 South Pecan St., Los Angeles, CA 90033	Metro	14
77	Ramon Garcia R.C.	1016 S. Fresno Street, Los Angeles, CA 90023	Metro	14
78	Rose Hill R.C.	4530 Mercury Ave., Los Angeles, CA 90032	Metro	14
79	State Street R.C.	716 North State St., Los Angeles, CA 90033	Metro	14
80	Wabash R.C.	2765 Wabash Ave, Los Angeles, CA 90033	Metro	14
81	109th Street R.C.	1464 E. 109th St., Los Angeles, CA 90059	Pacific	15
82	Banning R.C.	1331 Eubank Ave, Wilmington, CA 90744	Pacific	15
83	E. Wilmington Greenbelt Community Center	918 North Sanford Ave., Wilmington, CA 90744	Pacific	15
84	Harbor City R.C.	24901 Frampton Ave, Harbor City, CA 90710	Pacific	15
85	Leland R.C.	863 S. Herbert Ave, San Pedro, CA 90731	Pacific	15
86	Normandale R.C.	22400 S. Halldale Ave., Los Angeles, CA 90501	Pacific	15
87	Rosecrans R.C.	840 W. 149th St., Gardena, CA 90247	Pacific	15
88	Wilmington R.C.	325 N. Neptune Ave., Wilmington, CA 90744	Pacific	15

RECREATION CENTERS - Non pre-qualified (Adaptive & Signature Sports)

	Facility	Address	Region	CD
1	Carlin G. Smith R.C.	511 West Ave 46, Los Angeles, CA 90065	Metro	1
2	Montecito Heights R.C.	4545 Homer St., Los Angeles, CA 90031	Metro	1
3	Tarzana R.C.	5655 Vanalden Ave., Tarzana, CA 91356	Valley	3
4	Woodland Hills R.C.	5858 Shoup Ave., Woodland Hills, CA 91367	Valley	3
5	Encino Community Center	4935 Balboa Blvd, Encino, CA 91316	Valley	4
6	Studio City R.C.	12621 Rye St., Studio City, CA 91604	Valley	4
7	Van Nuys Sherman Oaks R.C.	14201 Huston St., Sherman Oaks, CA 91423	Valley	4
8	Cheviot Hills R.C.	2551 Motor Ave., Los Angeles, CA 90064	Valley	5
9	Palms R.C.	2950 Overland Ave., Los Angeles, CA 90064	Valley	5
10	Pan Pacific Park R.C.	7600 Beverly Blvd., Los Angeles, CA 90036	Metro	5
11	Robertson R.C.	1641 Preuss Rd., Los Angeles, CA 90035	Pacific	5
12	Westwood R.C.	1350 S. Sepulveda Blvd, Los Angeles, CA 90025	Valley	5
13	Balboa Sports Complex	17015 Burbank Blvd., Encino, CA 91316	Valley	6
14	Branford R.C.	13306 Branford St., Arleta, CA 91331	Valley	6
15	Lakeview Terrace R.C.	11075 Foothill Blvd, Lakeview Terrace, CA 91342	Valley	7
16	Sunland R.C.	8651 Foothill Blvd, Sunland, CA 91040	Valley	7
17	Barrington R.C.	333 S. Barrington Ave., Los Angeles, CA 90049	Valley	11
18	Crestwood Hills R.C.	1000 Hanley Ave., Los Angeles, CA 90049	Valley	11
19	Culver Slauson R.C.	5072 S. Slauson Ave., Culver City, CA 90230	Pacific	11

LIST OF PREQUALIFIED AND NON PREQUALIFIED SITES - REC CENTERS AND AQUATICS

Sep-23

20	Mar Vista R.C.	11430 Woodbine Ave., Los Angeles, CA 90066	Valley	11
21	Oakwood R.C.	767 California Ave, Venice, CA 90291	Valley	11
22	Palisades R.C.	851 Alma Real Dr., Pacific Palisades, CA 90272	Valley	11
23	Penmar R.C.	1341 Lake St, Los Angeles, CA 90291	Valley	11
24	Rustic Canyon R.C.	601 Latimer Rd., Santa Monica, CA 90402	Valley	11
25	Stoner R.C.	1835 Stoner Ave., Los Angeles, CA 90025	Valley	11
26	Westchester R.C.	7000 W. Manchester Ave., Los Angeles, CA 90045	Pacific	11
27	Chatsworth Park South	22360 Devonshire St., Chatsworth, CA 91311	Valley	12
28	Mason Park R.C.	10500 Mason Ave, Chatsworth, CA 91311	Valley	12
29	Northridge R.C.	18300 Lemarsh St., Northridge, CA 91324	Valley	12
30	Shadow Ranch R.C.	22633 Vanowen St, West Hills, CA 91307	Valley	12
31	Silver Lake R.C.	1850 West Silver Lake Dr., Los Angeles, CA 90026	Metro	13
32	Eagle Rock R.C.	1100 Eagle Vista Dr., Los Angeles, CA 90041	Metro	14
33	Yosemite R.C.	1840 Yosemite Dr., Los Angeles, CA 90041	Metro	14
34	Bogdanovich R.C.	1920 Cumbre Drive, San Pedro, CA 90732	Pacific	15
35	Peck Park Community Center	560 North Western Ave., San Pedro, CA 90732	Pacific	15

AQUATICS - Pre-qualified				
	Facility	Address	Region	CD
1	Downey Pool	1775 N. Spring St., Los Angeles, CA 90031	Metro	1
2	Echo Deep Pool	1419 Colton St., Los Angeles, CA 90026	Metro	1
3	Glassell Pool	3650 Verdugo Rd., Los Angeles, CA 90065	Metro	1
4	North Hollywood Pool	5301 Tujunga Ave., North Hollywood, CA 91601	Valley	2
5	Valley Plaza Pool	6715 Laurelgrove Ave., North Hollywood, CA 91606	Valley	2
6	Lanark Pool	21817 Strathern St., Canoga Park, CA 91304	Valley	3
7	Reseda Pool	18411 Victory Blvd, Reseda, CA 91335	Valley	3
8	Fernangeles Pool	8851 Laurel Canyon Blvd, Sun Valley, CA 91352	Valley	6
9	Sepulveda Pool	8737 Kester Ave., Panorama City, CA 91402	Valley	6
10	Sun Valley Pool	8123 Vineland Ave., Sun Valley, CA 91352	Valley	6
11	Hubert Humphrey Pool	12560 Filmore St., Pacoima, CA 91331	Valley	7
12	Ritchie Valens Pool	10731 Laurel Canyon Blvd., Pacoima, CA 91331	Valley	7
13	Sylmar Pool	13109 Borden Ave, Los Angeles, CA 91342	Valley	7
14	Verdugo Hills Pool	10654 Irma Ave., Tujunga, CA 91042	Valley	7
15	Algin Sutton Pool	8800 S. Hoover St., Los Angeles, CA 90044	Pacific	8
16	Jackie Tatum/Harvard Pool	6120 Denker St., Los Angeles, CA 90047	Pacific	8
17	Van Ness Pool	5720 2nd Avenue, Los Angeles, CA 90043	Pacific	8
18	Central Pool	1357 East 22nd St., Los Angeles, CA 90011	Pacific	9
19	Fremont Pool	7630 Towne Ave., Los Angeles, CA 90003	Pacific	9
20	Green Meadows Pool	431 E. 89th St., Los Angeles, CA 90003	Pacific	9
21	John C. Argue Swim Stadium	3980 Bill Robertson Lane, Los Angeles, CA 90037	Expo	9
22	Ross Snyder Pool	1501 East 41st St., Los Angeles, CA 90011	Pacific	9
23	South Park Pool	345 East 51st St., Los Angeles, CA 90011	Pacific	9
24	Celes King III Pool	5001 Rodeo Rd, Los Angeles, CA 90016	Pacific	10
25	EG Roberts Pool	4526 W. Pico Blvd., Los Angeles, CA 90019	Pacific	10
26	Granada Hills Pool	16730 Chatsworth St., Granada Hills, CA 91344	Valley	12
27	Hollywood Pool	1122 Cole Ave., Los Angeles, CA 90038	Pacific	13
28	Costello Pool	3121 E. Olympic Blvd., Los Angeles, CA 90023	Metro	14
29	Highland Pool	6150 N. Piedmont Avenue, Los Angeles, CA 90042	Metro	14
30	Lincoln Pool	3501 Valley Blvd, Los Angeles, CA 90031	Metro	14
31	Pecan Pool	120 S. Gless St., Los Angeles, CA 90033	Metro	14
32	Richard Alatorre Pool	4721 Klamath St., Los Angeles, CA 90032	Metro	14
33	Roosevelt Pool	456 S. Mathews St., Los Angeles, CA 90033	Metro	14
34	109th Pool	1500 E. 109th St., Los Angeles, CA 90059	Pacific	15
35	Banning Pool	1450 N. Avalon Blvd., Wilmington, CA 90744	Pacific	15
36	Harbor Pool	1221 N. Figueroa Pl., Wilmington, CA 90744	Pacific	15
37	Hey Rookie Pool	3601 S. Gaffey St., San Pedro, CA 90731	Pacific	15

LIST OF PREQUALIFIED AND NON PREQUALIFIED SITES - REC CENTERS AND AQUATICS

Sep-23

AQUATICS - Non pre-qualified (Adaptive & Signature Sports)			
Facility	Address	Region	CD
1 Woodland Hills Pool	5858 Shoup Ave., Woodland Hills, CA 91367	Valley	3
2 Cleveland Pool	8120 Vanalden Ave., Reseda, CA 91335	Valley	4
3 Griffith Park Pool	3401 Riverside Dr., Los Angeles, CA 90027	Metro	4
4 Van Nuys Sherman Oaks Pool	14021 Huston St., Van Nuys, CA 91423	Valley	4
5 Cheviot Hills Pool	2693 Motor Ave., Los Angeles, CA 90064	Pacific	5
6 Pan Pacific Park Pool	141 S. Gardner St., Los Angeles, CA 90036	Pacific	5
7 Westwood Pool	1350 Sepulveda Blvd., Los Angeles, CA 90025	Pacific	5
8 LACES Pool	5931 W. 18th St., Los Angeles, CA 90035	Pacific	10
9 Mar Vista Pool	11655 Palms Blvd., Los Angeles, CA 90066	Pacific	11
10 Rustic Canyon Pool	601 Latimer Rd., Pacific Palisades, CA 90402	Pacific	11
11 Stoner Park Pool	1835 Stoner Ave., Los Angeles, CA 90025	Pacific	11
12 Venice High School Indoor Pool	2490 Walgrove Ave., Los Angeles, CA 90066	Pacific	11
13 Westchester Pool	9100 Lincoln Blvd., Los Angeles, CA 90045	Pacific	11
14 Northridge Pool	10058 Reseda Blvd., Northridge, CA 91324	Valley	12
15 Yosemite Pool	1840 Yosemite Dr., Los Angeles, CA 90041	Metro	14
16 Peck Park Pool	560 N. Western Ave., San Pedro, CA 90732	Pacific	15

**DEPARTMENT OF RECREATION
AND PARKS**

BOARD OF COMMISSIONERS

RENATA SIMRIL
PRESIDENT

LUIS SANCHEZ
VICE PRESIDENT

FIONA HUTTON
MARIE LLOYD
BENNY TRAN

TAKISHA SARDIN
BOARD SECRETARY
(213) 202-2640

City of Los Angeles
California



KAREN BASS
MAYOR

JIMMY KIM
GENERAL MANAGER

MATTHEW RUDNICK
EXECUTIVE OFFICER

CATHIE SANTO DOMINGO
ASSISTANT GENERAL MANAGER

BELINDA JACKSON
ASSISTANT GENERAL MANAGER

BRENDA AGUIRRE
ASSISTANT GENERAL MANAGER

(213) 202-2633

September 29, 2023

Kathy Carter, Chief Executive Officer
LA 2028
10900 Wilshire Blvd., Suite 700
Los Angeles, CA 90024

Dear Ms. Carter:

This compliance certificate certifies the following matters have been met through reasonable efforts and substantially demonstrate compliance, including:

1. This YSP Project Plan for 2024/2025 constitutes a legal, valid and binding obligation of RAP;
2. The representations and warranties set forth in this compliance certificate are true and correct as of the date of certification and will be true and correct for the duration of the Program Year.
3. RAP has not, and shall not, collect more than \$10 from each Eligible Participant directly for participating in any of the Activities described in the Project Plan. By mutual approval of the parties, this fee may be adjusted over time based on actual costs to RAP or RAP Partner Providers, allowing for increased costs for activities to meet RAP Standards, consistent with meeting Quality Youth Sports Criteria;
4. The YSP Project Plan complies with all requirements of the YSA Agreement;
5. RAP has not entered into, and shall not enter into, any agreement, understanding or arrangement which would grant commercial sponsorship, affiliation or other identification rights of any kind or description with respect to the 2028 Games, LA 2028, the USOPC, the IOC, to any supplier of goods or services or to any other person or entity.
6. RAP does not and shall not discriminate on the basis of race, color, national origin, age, sex, sexual orientation, marital status, creed, religion, citizenship, ancestry or political affiliation; and



Ms. Carter
September 29, 2023
Page 2 of 2

7. No audit, investigation, proceeding or other inquiry known to RAP as of the event date herewith is pending by the Internal Revenue Service, the Franchise Tax Board or the Attorney General of any state with respect to RAP.

Sincerely,

A handwritten signature in black ink, appearing to read 'J/Ki', is positioned above the printed name and title.

Jimmy Kim
General Manager