

City of Los Angeles

Office of Finance



Investment Report

November 30, 2024

Diana Mangioglu
City Treasurer/Director of Finance

Tom Juarez
Chief Investment Officer

200 N. Spring Street
Room 220, City Hall
Los Angeles, CA 90012
(213) 978-1774

Diana Mangioglu
DIRECTOR of FINANCE
CITY TREASURER

CITY OF LOS ANGELES

CALIFORNIA

OFFICE OF FINANCE
200 N. SPRING ST.
ROOM 220 -- CITY HALL

(213)978-1774



KAREN R. BASS
MAYOR

January 3, 2025

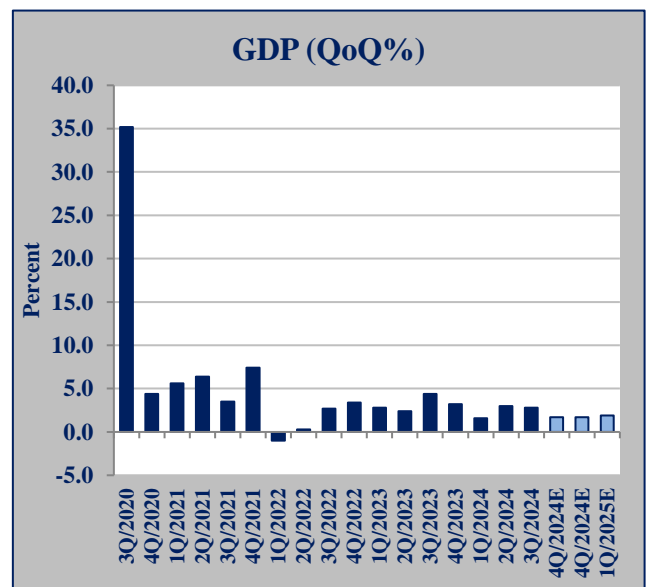
The Honorable Members of City Council of the City of Los Angeles
c/o Office of the City Clerk
City Hall, Room 395

Dear Honorable Members:

This is the Investment Report for the month ending November 30, 2024. It is provided to ensure the City Council is informed of the Department's activities. It satisfies the recommended reporting requirements of the City of Los Angeles Administrative Code, Chapter 5.1, Article 1, Section 20.90, which addresses the City Council's request for monthly financial information.

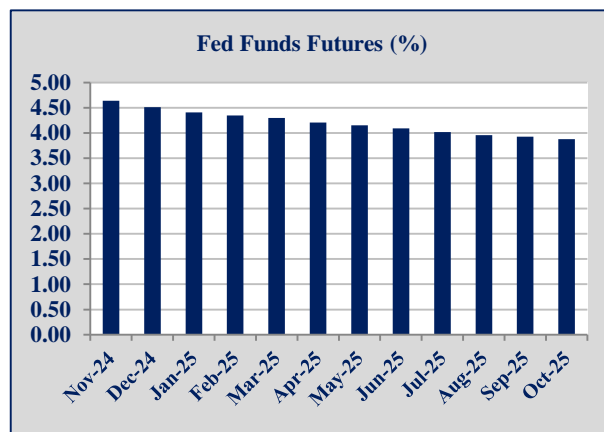
ECONOMIC ENVIRONMENT¹

The U.S. economy (as measured by the Gross Domestic Product-GDP) increased 2.8% on an annualized basis for the third quarter of 2024. The current anticipated growth rate for all of 2024 is 2.6% which matches last month's 2024 full-year forecast. The U.S. unemployment rate for November 2024 was 4.2%. The Consumer Price Index (CPI) increased 2.7% for the twelve months ending November 2024. Prices were up in large part due to shelter, education, and services. U.S. consumer spending, as measured by Retail Sales, increased 3.8% over the past twelve months.



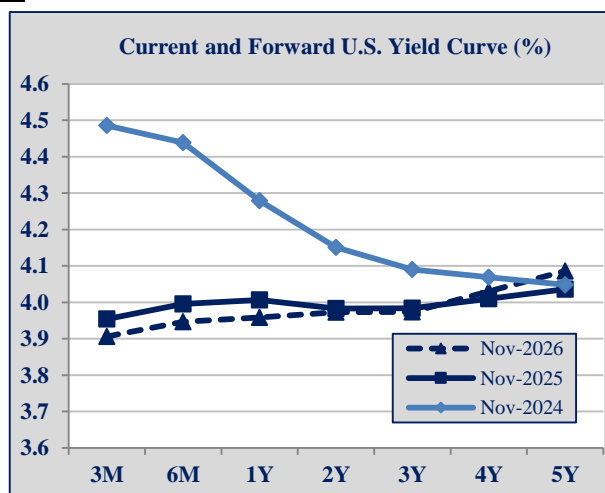
¹Sources: Bloomberg Finance L.P.

The Federal Reserve cut the Fed Funds rate by 0.25% to the 4.50% to 4.75% range at its November 7, 2024 meeting. The Committee stated, "Recent indicators suggest that economic activity has continued to expand at a solid pace. Since earlier in the year, labor market conditions have generally eased, and the unemployment rate has moved up but remains low. Inflation has made progress toward the Committee's 2 percent objective but remains somewhat elevated. The Committee judges that the risks to achieving its employment and inflation goals are roughly in balance. The economic outlook is uncertain, and the Committee is attentive to the risks to both sides of its dual mandate."



CURRENT AND FORWARD INTEREST RATES

The current U.S. Treasury yield curve is an inverted curve, giving longer term investors less yield than shorter term investors. This typically occurs when investors expect lower inflation and/or lower growth with a longer term time horizon. Forward yield curves, which are based upon the current rates, indicate lower short-term and long-term rates in the future.



COMPLIANCE

Investment transactions were executed in accordance with the California State Government Code and the City's Investment Policy. The City Treasurer believes the General Pool contains sufficient cash flow liquidity to meet the next six months of expected expenditures.

REVIEW AND MONITORING

Meeder Public Funds, the City's investment advisor, currently monitors the Department's investment activities.

GENERAL POOL CHARACTERISTICS

The Office of Finance invests in a variety of fixed income securities in accordance with current policy and guidelines. The following table summarizes the key characteristics of the City's investment portfolios as of November 30, 2024.

Portfolio Funds	Amount of Funds at Market Value	Effective Yield	Average Weighted Maturity	Average Credit Rating
Core Portfolio	\$3,634,886,980	3.51%	109 Days	AA+
Reserve Portfolio	\$7,150,181,712	2.78%	2.8 Years	AA+
Extended Reserve Portfolio	\$2,528,362,792	3.14%	7.0 Years	AA+
General Pool	\$13,313,431,483	3.05%	2.9 Years	AA+

INVESTMENT PERFORMANCE¹

Month-End Book Yield (Annualized)

	Core	Reserve	Extended Reserve	General Pool
Month-End Book Yield	3.51%	2.78%	3.14%	3.05%
Benchmark	4.58%	4.50%	2.58%	4.16%
Variance	-1.07%	-1.72%	0.56%	-1.11%

Total Return (Not Annualized)

	Core	Reserve	Extended Reserve	General Pool
Total Rate of Return	0.35%	0.40%	0.87%	0.48%
Benchmark Total Rate of Return	0.38%	0.39%	0.86%	0.48%
Variance	-0.03%	0.01%	0.01%	0.00%

¹ Performance, as measured by total rate of return, is calculated according to Global Investment Performance Standards, which is published by the CFA Institute and is widely accepted as the source of industry standard performance metrics. Section 2.A.1 states that total return, including realized and unrealized gains and losses must be used. Returns are calculated to the last business of the month. Figures may not total due to rounding.

The City measures investment returns on a book yield and a total return basis. Book yield is measured primarily for budgetary purposes, while total return is used primarily to measure risk. Investment performance calculated on a book yield basis is measured to custom benchmarks using industry-recognized benchmarks. Investment performance calculated on a total return basis is measured to established industry-recognized benchmarks. The tables on the previous page summarize the November 30, 2024 portfolio book yield and total rate of return for the City's General Pool.

Market prices are provided by the City's custodian. Additional investment information may be found on pages 6 through 41 of this report.

The objective of the Core Portfolio is to preserve capital, maintain liquidity, and earn income. The 3-month T-bill index is the most appropriate available index to use. The Core Portfolio does not mirror the investments in the total return index due to limited (Thursday) maturities, and the large daily cash flows of the City, which require the placement, and subsequent maturity of securities daily.

Respectfully,



Diana Mangioglou
City Treasurer/Director of Finance

Attachments

cc: The Honorable Kenneth Mejia, City Controller
Carolyn Webb de Macias, Mayor's Chief of Staff, Office of the Mayor
Jenny Delwood, Deputy Chief of Staff, Office of the Mayor
Matt Hale, Deputy Mayor of Finance and Innovation, Office of the Mayor
Matthew W. Szabo, City Administrative Officer
Sharon Tso, Chief Legislative Analyst
Investment Reports File
Chronofile

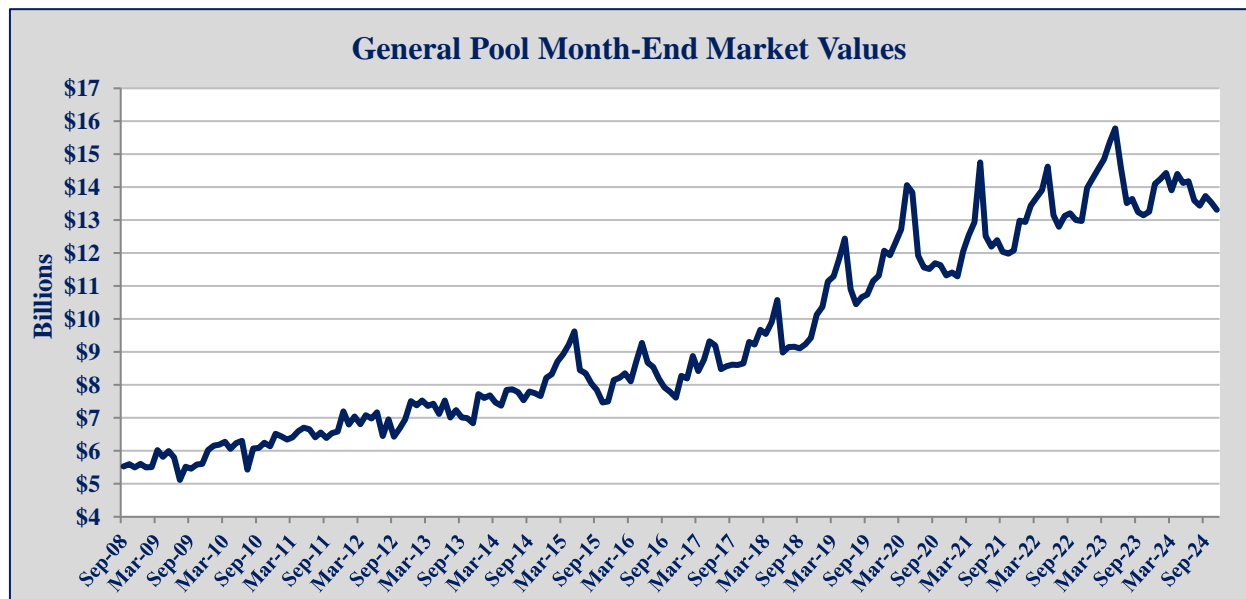
GENERAL POOL ASSET HOLDINGS

November 30, 2024

Description	Par Value	Market Value	Percent of Total	Average Days	Weighted Years
Bank Deposits*	\$56,550,956	\$56,550,956	0.42%	0	0.0
Money Market Funds	\$103,914,472	\$103,914,472	0.78%	0	0.0
L.A.I.F. (State of California)	\$4,336,820	\$4,336,820	0.03%	0	0.0
Subtotal: Cash and Overnight Invest.	\$164,802,248	\$164,802,248	1.24%	0	0.0
Commercial Paper	\$906,639,000	\$904,846,385	6.80%	16	0.0
Negotiable Certificates of Deposit	\$198,430,000	\$198,431,157	1.49%	24	0.1
Corporate Notes	\$496,000,000	\$493,648,127	3.71%	186	0.5
U.S. Agencies/Munis/Supras	\$258,000,000	\$255,815,003	1.92%	132	0.4
U.S. Treasuries	\$1,624,940,000	\$1,617,344,059	12.15%	157	0.4
Subtotal: Pooled Investments:	\$3,484,009,000	\$3,470,084,731	26.06%	115	0.3
Total Short-Term Core Portfolio:	\$3,648,811,248	\$3,634,886,980	27.30%	109	0.3
Money Market Funds	\$70,751,842	\$70,751,842	0.53%	0	0.0
Commercial Paper	\$0	\$0	0.00%	0	0.0
Negotiable Certificates of Deposit	\$0	\$0	0.00%	0	0.0
Corporate Notes	\$1,415,000,000	\$1,403,813,816	10.54%	867	2.4
Asset-Backed Securities	\$157,456,694	\$156,961,569	1.18%	883	2.4
U.S. Agencies/Munis/Supras	\$494,540,000	\$469,855,120	3.53%	1,519	4.2
U.S. Treasuries	\$7,958,000,000	\$7,577,162,157	56.91%	1,532	4.2
Total Long-Term Reserve Portfolios:	\$10,095,748,535	\$9,678,544,504	72.70%	1,414	3.9
Total Cash and Pooled Investments:	\$13,744,559,784	\$13,313,431,483	100.00%	1,057	2.9

*Collected Balance for Wells Fargo and JPMorgan Chase Active Accounts.

Figures may not total due to rounding.



GENERAL POOL LIQUIDITY SCHEDULE

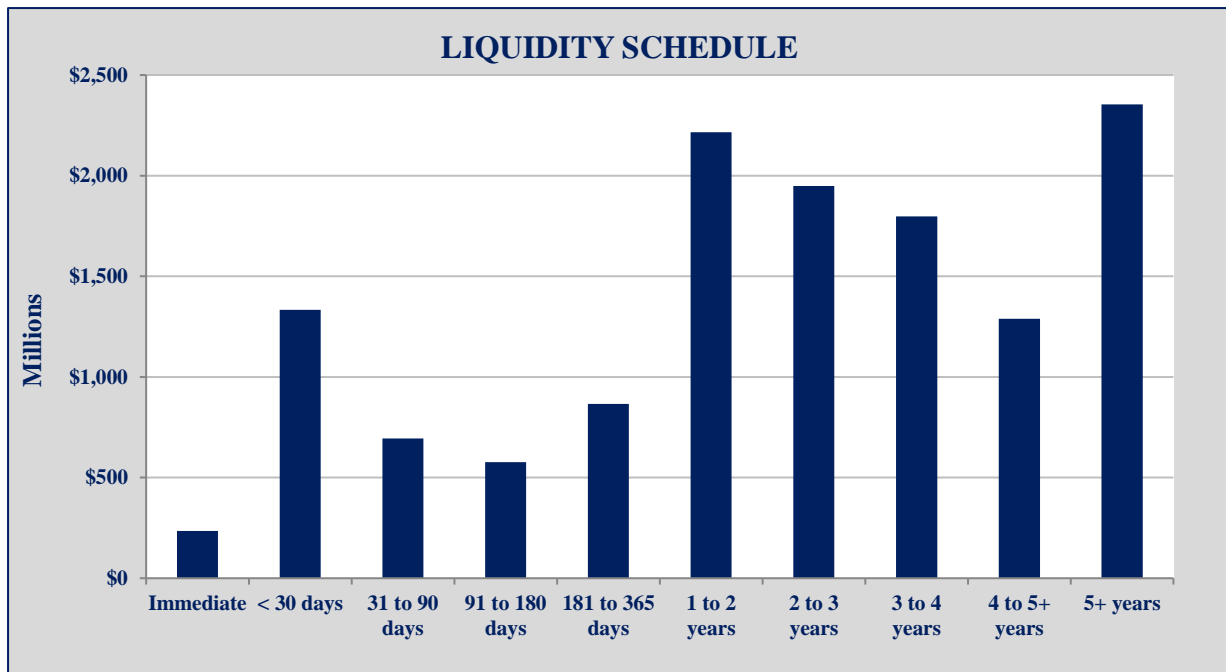
November 30, 2024

	Availability	Market Value	Cumulative	Cumulative Percent of Total Investments
<u>Description</u>				
L.A.I.F. (State of California)	Immediate	\$4,336,820	\$4,336,820	0.03%
Money Market Funds	Immediate	\$174,666,313	\$179,003,134	1.34%
Bank Deposits*	Immediate	\$56,550,956	\$235,554,090	1.77%
Subtotal		\$235,554,090		
Pooled Investments Maturing:				
	< 30 days**	\$1,333,102,781	\$1,568,656,871	11.78%
	31 to 90 days	\$693,951,196	\$2,262,608,067	16.99%
	91 to 180 days	\$577,182,125	\$2,839,790,192	21.33%
	181 to 365 days	\$865,848,629	\$3,705,638,821	27.83%
	1 to 2 years	\$2,216,415,017	\$5,922,053,838	44.48%
	2 to 3 years	\$1,949,337,169	\$7,871,391,008	59.12%
	3 to 4 years	\$1,798,340,790	\$9,669,731,797	72.63%
	4 to 5 years	\$1,289,078,266	\$10,958,810,064	82.31%
	5+ years	\$2,354,621,420	\$13,313,431,483	100.00%
Total Cash and Pooled Investments		\$13,313,431,483		

*Collected Balance for Wells Fargo and JPMorgan Chase Active Accounts.

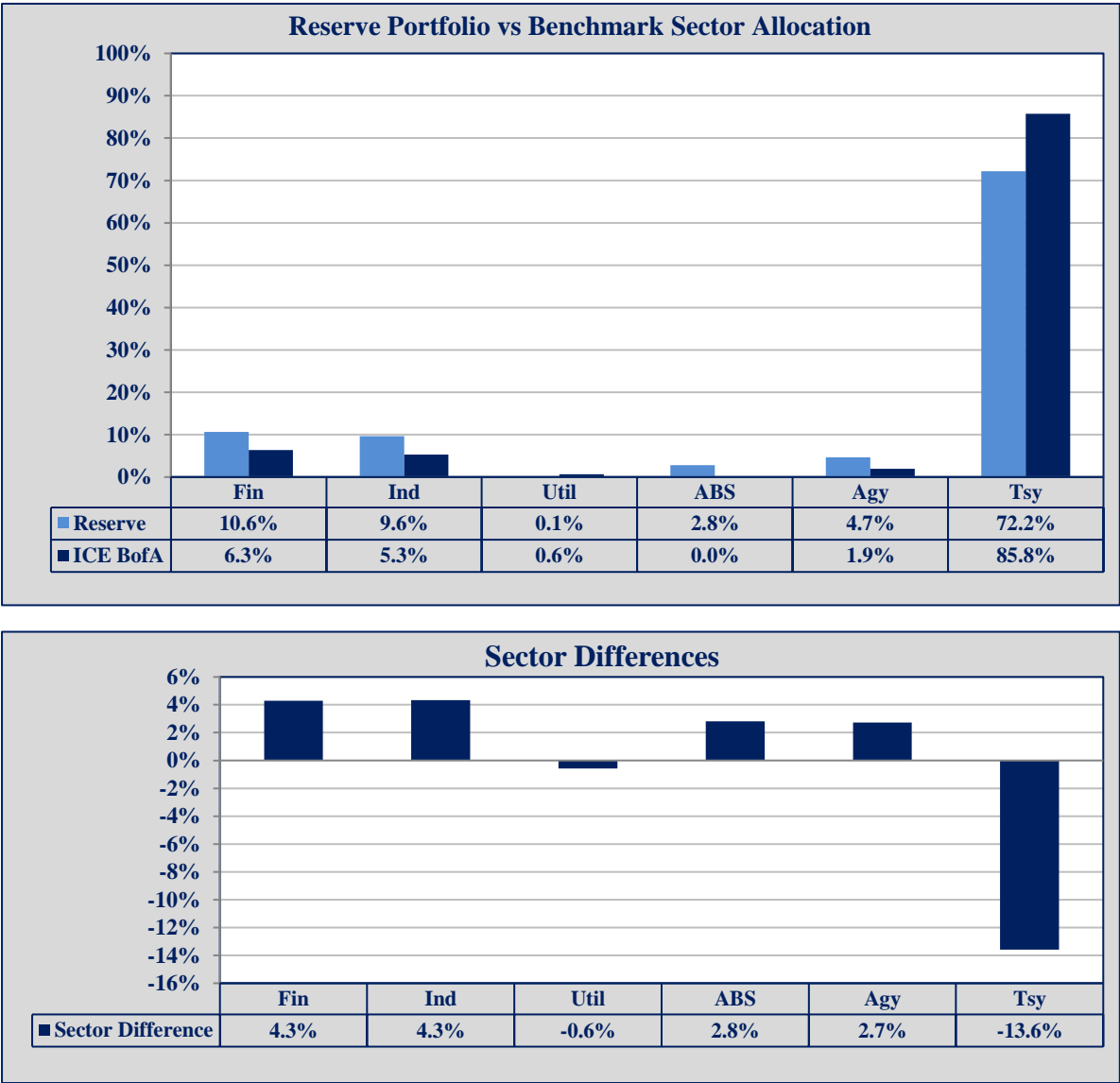
**Excludes Immediately Available Funds.

Figures may not total due to rounding.



RESERVE PORTFOLIO SECTOR ALLOCATION

November 30, 2024

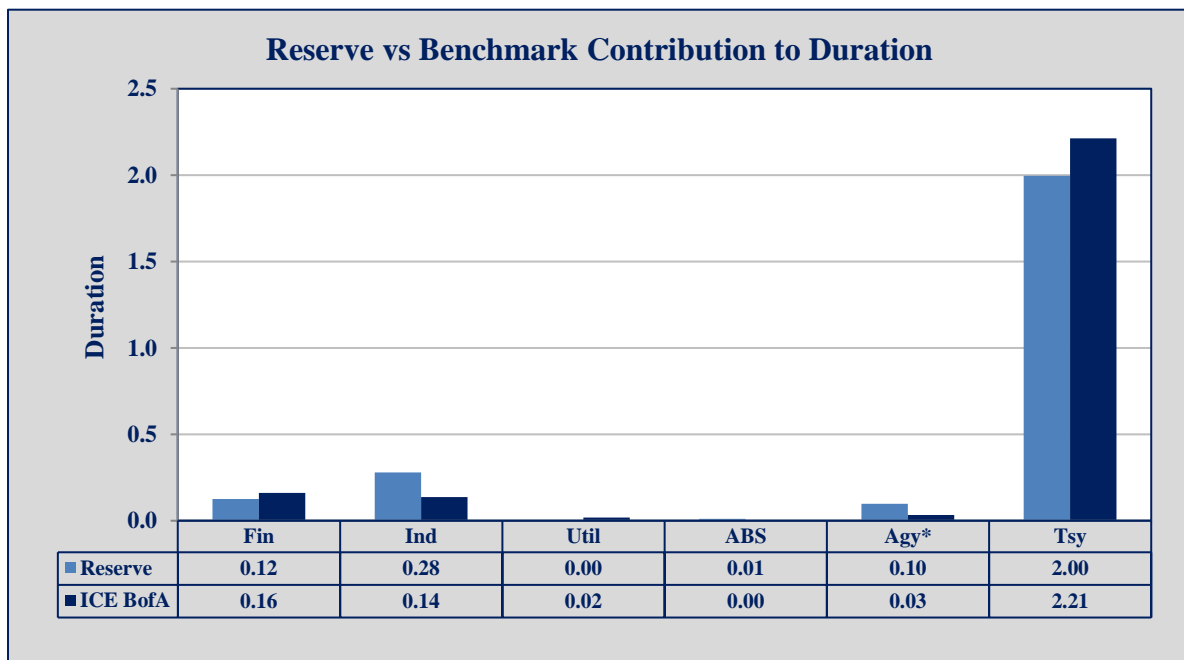
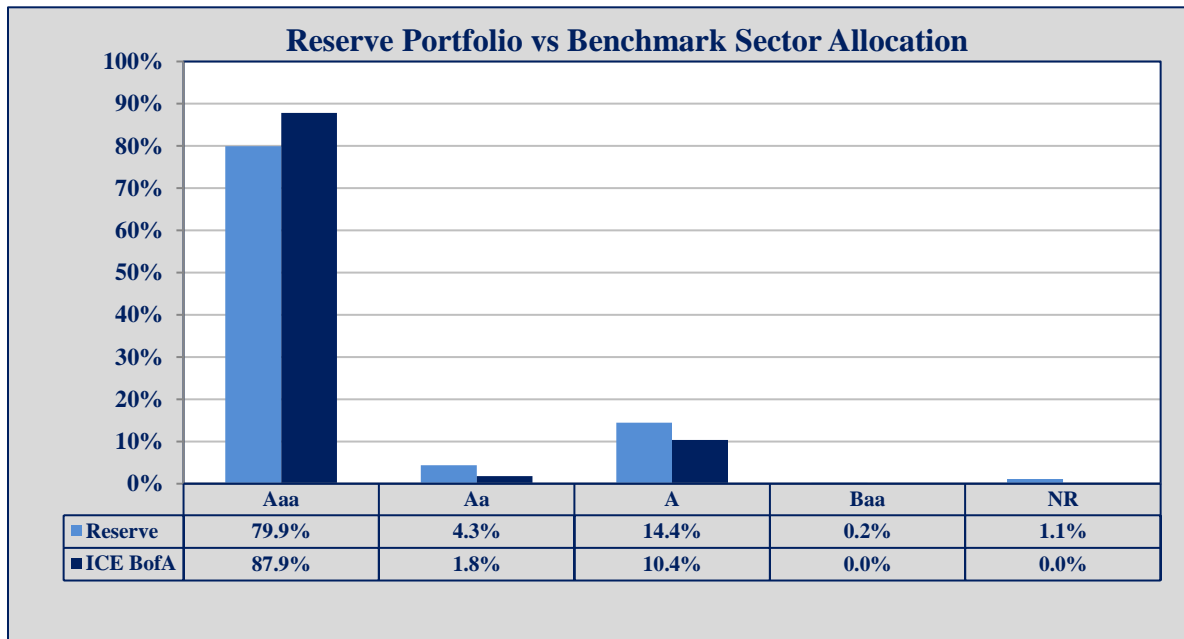


Sector Allocation Chart - Highlights the portfolio differences versus the benchmark with respect to the percentage of assets in each sector.

- Fin – Financial Services
- Ind – Industrial
- Util – Utilities
- ABS – Asset Backed Securities
- Agy – Government Agencies, Municipalities, and Supranationals
- Tsy – Treasury Notes and Bonds
- ICE BofA - ICE BofA Indices

RESERVE CREDIT RATINGS and DURATION

November 30, 2024



*Includes Government Agencies, Municipalities, and Supranationals

Credit Ratings Chart – Highlights the portfolio differences versus the benchmark with respect to percentage of assets in each of the Moody's Credit Ratings allocations. Figures may not total due to rounding.

Contribution to Duration Chart – Highlights the portfolio differences versus the benchmark based on the contribution to the overall portfolio duration. This measure explains the sensitivity of each sector to changes in interest rates.

BOOK YIELD PERFORMANCE

November 30, 2024

	1 Month	3 Months	FYTD	1 Year	3 Years	5 Years
Core Portfolio	3.51%	3.58%	3.48%	3.57%	3.02%	2.10%
60 Day CP/30 Day Agy Benchmark*	4.58%	4.75%	4.97%	5.19%	3.94%	2.51%
Variance	-1.07%	-1.17%	-1.49%	-1.62%	-0.92%	-0.41%

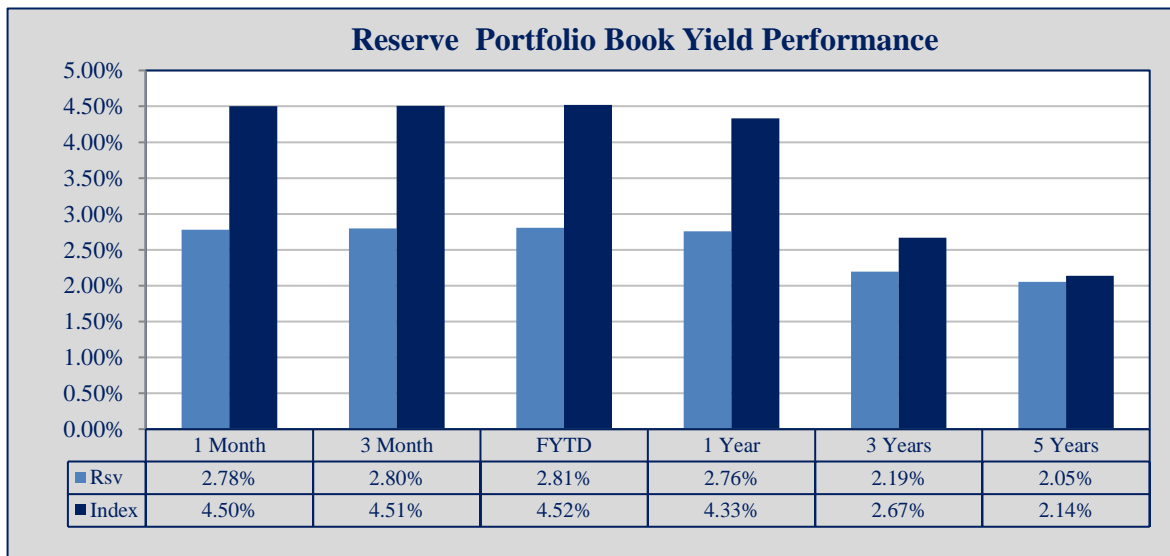
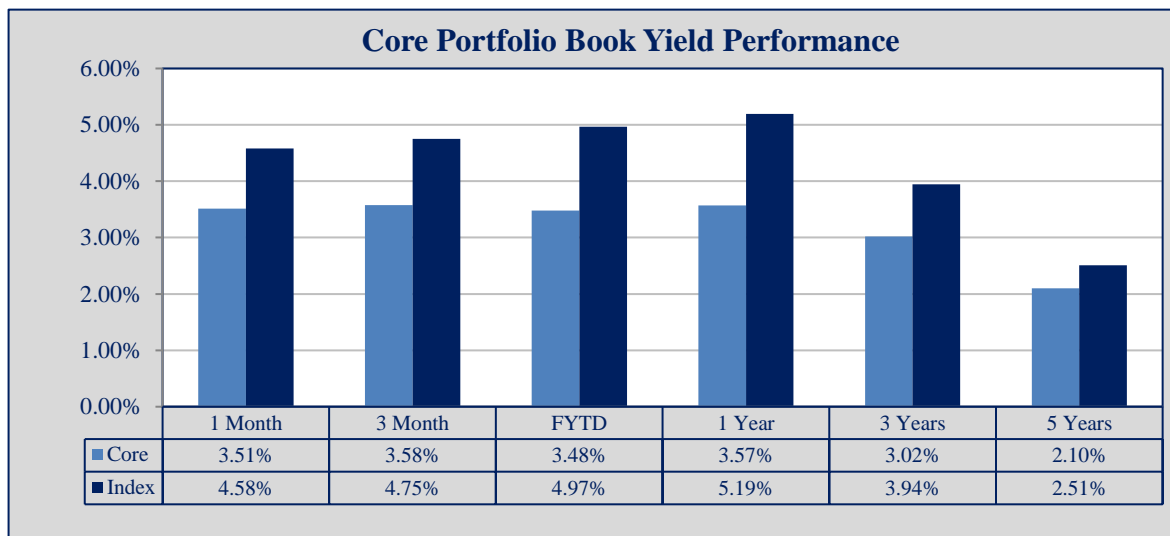
	1 Month	3 Months	FYTD	1 Year	3 Years	5 Years
Reserve Portfolio	2.78%	2.80%	2.81%	2.76%	2.19%	2.05%
1-5 Year Govt/Corp Index**	4.50%	4.51%	4.52%	4.33%	2.67%	2.14%
Variance	-1.72%	-1.71%	-1.71%	-1.58%	-0.47%	-0.08%

All yields are annualized. Figures may not total due to rounding.

*Monthly Benchmark is measured using a 30 day moving average of customized Bloomberg Indices.

**Monthly Benchmark is measuring using a 24 Month Moving Average of ICE BofA Indices.

Note: All yields greater than 1 month are the average yields for the respective time period.



BOOK YIELD PERFORMANCE

November 30, 2024

	1 Month	3 Months	FYTD	1 Year	3 Years	5 Years
Extended Reserve Portfolio	3.14%	3.11%	3.10%	2.95%	2.15%	N/A
5-10 Year US Treasury Index*	2.58%	2.56%	2.53%	2.42%	1.84%	N/A
Variance	0.56%	0.56%	0.57%	0.53%	0.31%	N/A

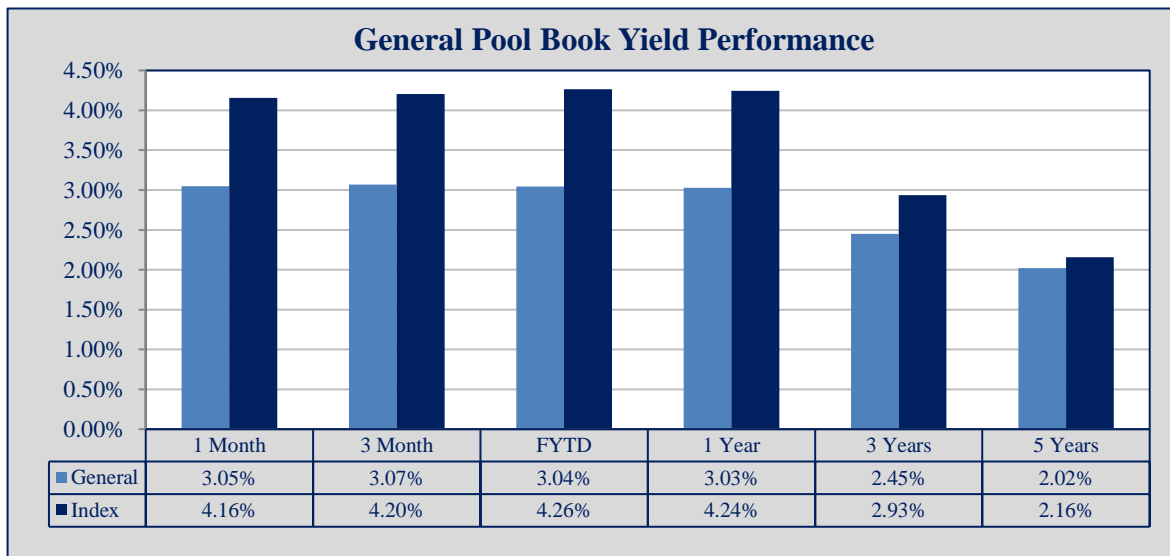
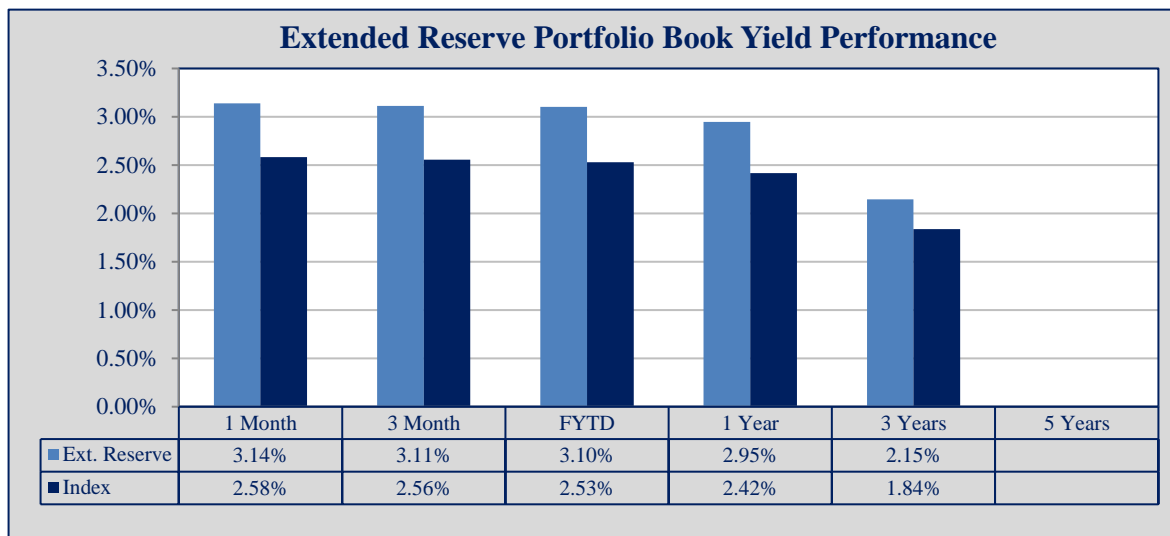
	1 Month	3 Months	FYTD	1 Year	3 Years	5 Years
General Pool	3.05%	3.07%	3.04%	3.03%	2.45%	2.02%
Weighted Benchmark**	4.16%	4.20%	4.26%	4.24%	2.93%	2.16%
Variance	-1.11%	-1.13%	-1.22%	-1.21%	-0.49%	-0.13%

All returns are annualized. Figures may not total due to rounding.

*Monthly Benchmark is measuring using a 30 Month Moving Average of ICE BofA Indices.

**The Weighted Benchmark uses the actual weight of the Core, Reserve, and Extended Reserve portfolio for the month.

Note: All yields greater than 1 month are the average yields for the respective time period.

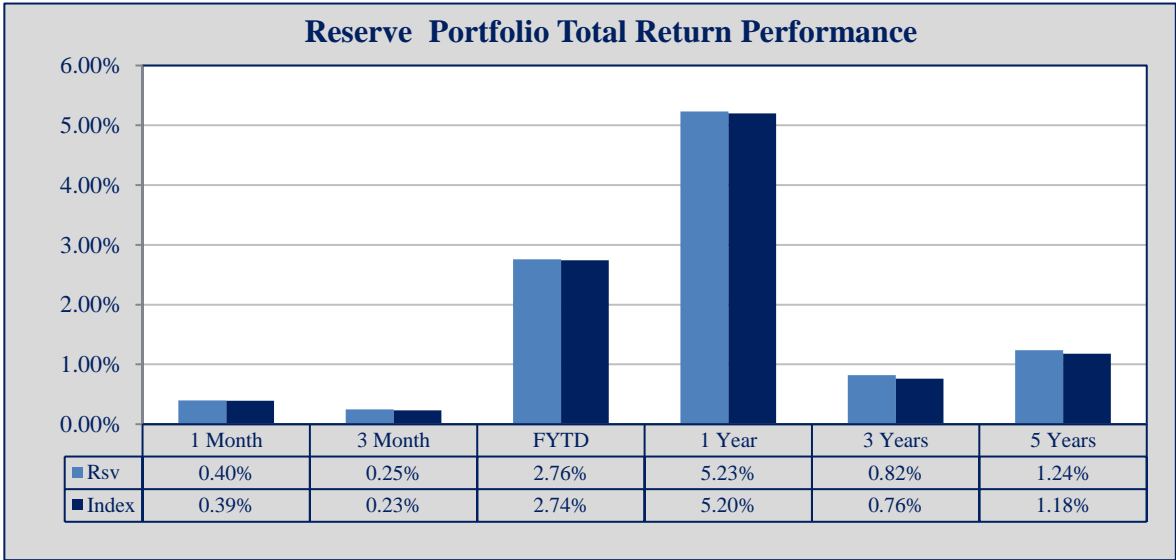
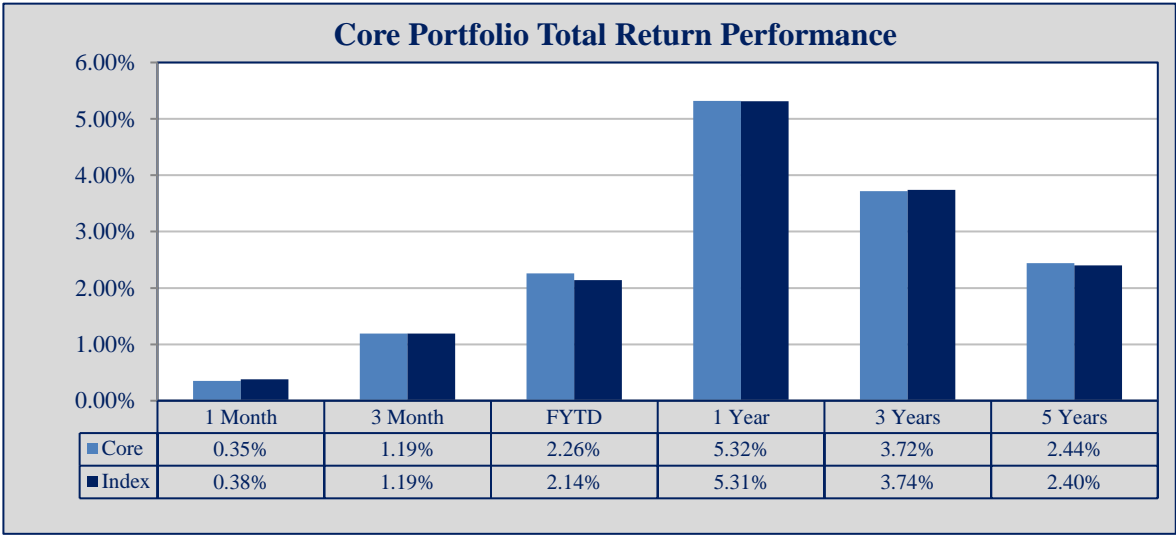


TOTAL RETURN PERFORMANCE
November 30, 2024

	1 Month	3 Months	FYTD	1 Year	3 Years	5 Years
Core Portfolio	0.35%	1.19%	2.26%	5.32%	3.72%	2.44%
3 Month Treasury Bill Index*	0.38%	1.19%	2.14%	5.31%	3.74%	2.40%
Variance	-0.03%	0.00%	0.12%	0.01%	-0.02%	0.04%

	1 Month	3 Months	FYTD	1 Year	3 Years	5 Years
Reserve Portfolio	0.40%	0.25%	2.76%	5.23%	0.82%	1.24%
1-5 Year Govt/Corp Index*	0.39%	0.23%	2.74%	5.20%	0.76%	1.18%
Variance	0.01%	0.02%	0.02%	0.03%	0.06%	0.06%

1Y, 3Y, 5Y returns are annualized rates of return. Figures may not total due to rounding.
*Performance is measured using ICE BofA Indices, and are calculated to the last business day of the month.



TOTAL RETURN PERFORMANCE

November 30, 2024

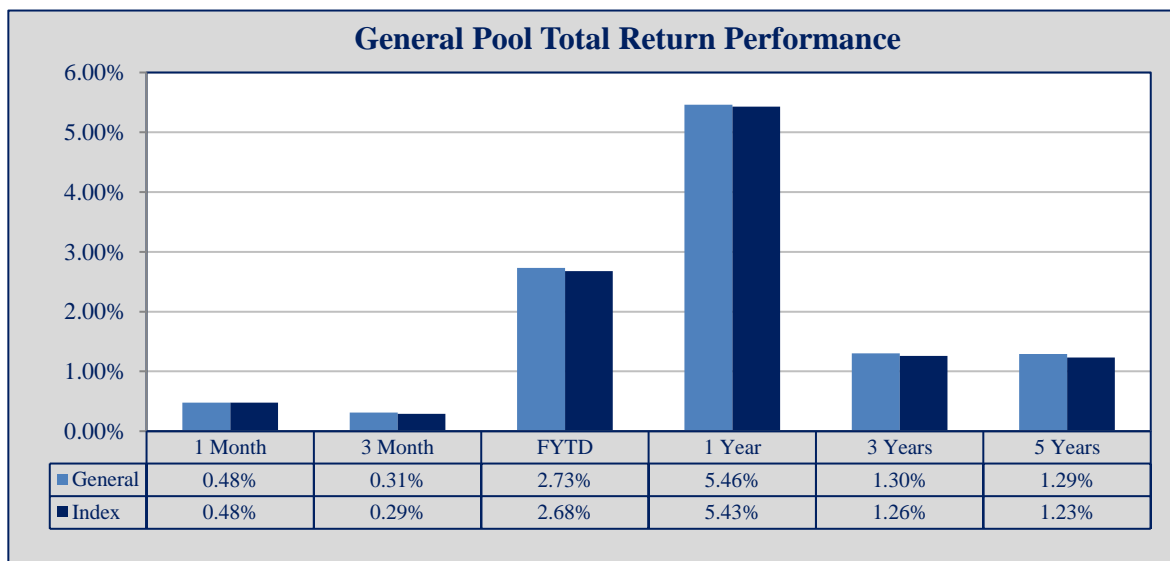
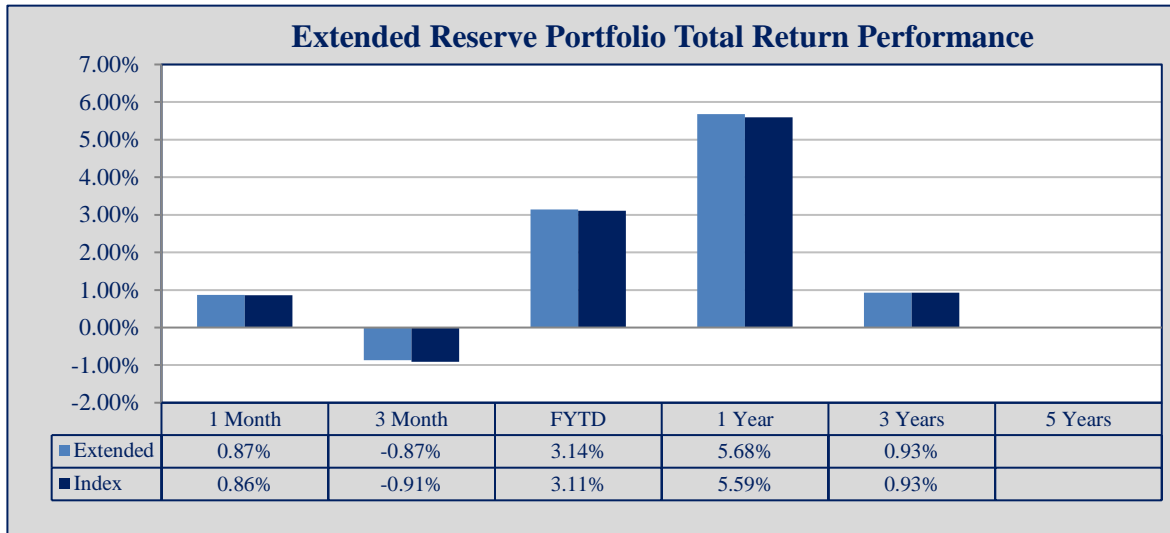
	1 Month	3 Months	FYTD	1 Year	3 Years	5 Years
Extended Reserve Portfolio	0.87%	-0.87%	3.14%	5.68%	0.93%	N/A
5-10 Year Treasury Index*	0.86%	-0.91%	3.11%	5.59%	0.93%	N/A
Variance	0.01%	0.04%	0.03%	0.09%	0.00%	N/A

	1 Month	3 Months	FYTD	1 Year	3 Years	5 Years
General Pool	0.48%	0.31%	2.73%	5.46%	1.30%	1.29%
General Portfolio Weighted Index**	0.48%	0.29%	2.68%	5.43%	1.26%	1.23%
Variance	0.00%	0.02%	0.05%	0.03%	0.04%	0.06%

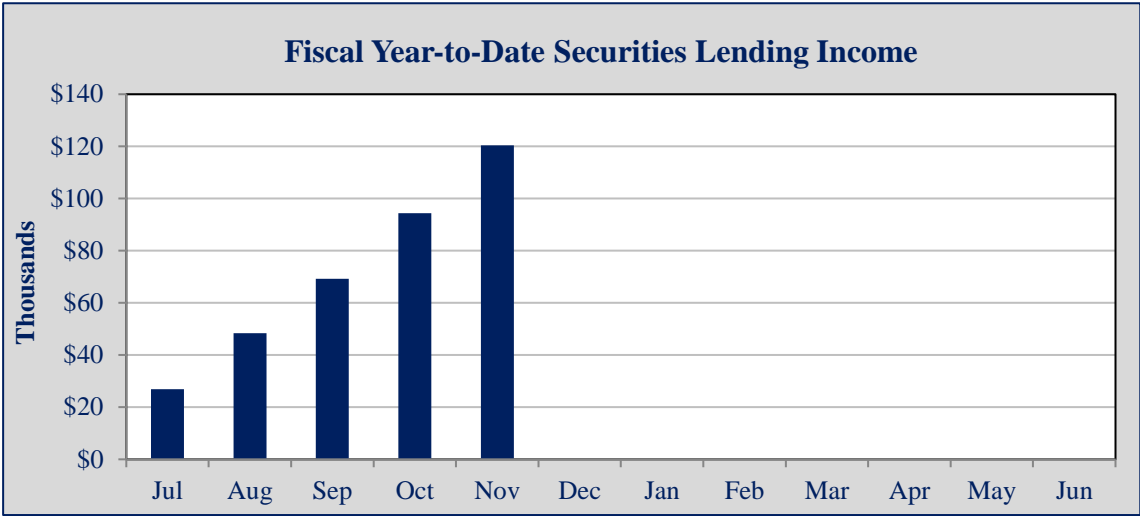
1Y, 3Y, 5Y returns are annualized rates of return. Figures may not total due to rounding.

*Performance is measured using ice BofA Indices, and are calculated to the last business day of the month.

**Performance is measured using BofA Indices taking into account Core, Reserve, and Extended Reserve Monthly Weightings

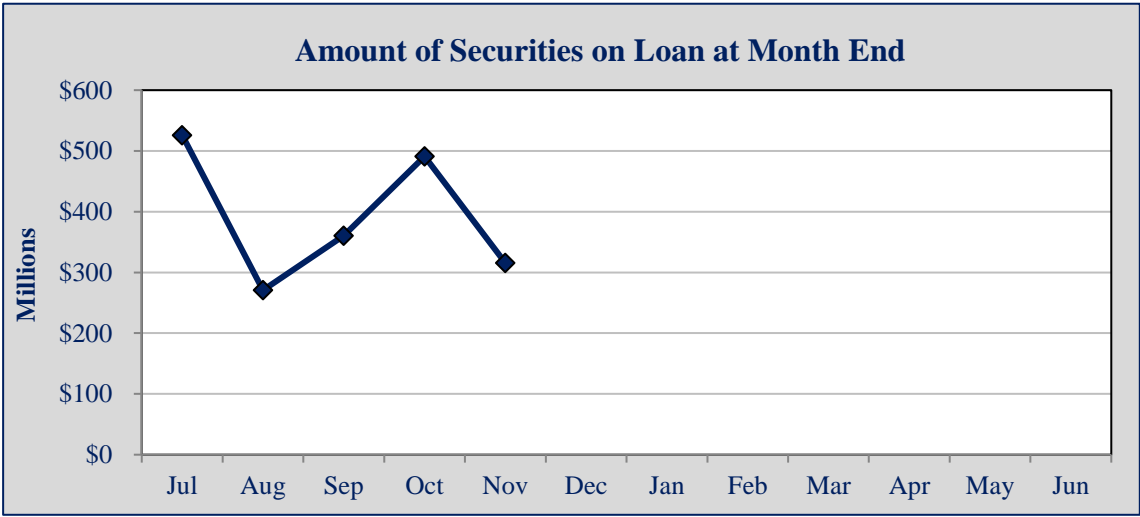


SECURITIES LENDING INFORMATION
November 30, 2024



	Jul	Aug	Sep	Oct	Nov	Dec	Jan	Feb	Mar	Apr	May	Jun
Monthly*	\$27	\$22	\$21	\$25	\$26							
FYTD*	\$27	\$48	\$69	\$94	\$120							

*Amounts in Thousands



	Jul	Aug	Sep	Oct	Nov	Dec	Jan	Feb	Mar	Apr	May	Jun
Monthly*	\$526	\$271	\$360	\$491	\$315							

*Amounts in Millions

Bank of New York Mellon is the securities lending agent for the City. Figures may not total due to rounding.

Portfolio: Core 9218-1
Date: 11/29/24

Issuer	Coupon	Maturity	Type	S&P	Moody's	CUSIP	Par Value	Original Cost	MV w/o Accrued*	Accr Income	Yld Mat
Wells Fargo Bank		12/2/2024	Bank				5,000,000	5,000,000	5,000,000		
JPMorgan Chase Bank		12/2/2024	Bank				51,550,956	51,550,956	51,550,956		
Bk of New York Mellon - Sweep	4.510	12/2/2024	MMF	AAAm	Aaa-mf		20,913,800	20,913,800	20,913,800	6,716	4.573
Federated Hermes Treas Oblig	4.510	12/2/2024	MMF	AAAm	Aaa-mf	60934N500	49,478,928	49,478,928	49,478,928	95,120	4.510
Treasury Plus Money Market	4.517	12/2/2024	MMF	AAAm	Aaa-mf	94975H312	33,521,744	33,521,744	33,521,744	51,318	4.517
LAIF	4.477	12/2/2024	LAIF	NR	NR	SYS34208	1,083,987	1,083,987	1,083,987	8,126	4.477
LAIF	4.477	12/2/2024	LAIF	NR	NR	SYS50078	1,084,649	1,084,649	1,084,649	8,131	4.477
LAIF	4.477	12/2/2024	LAIF	NR	NR	SYS50080	1,084,351	1,084,351	1,084,351	8,129	4.477
LAIF	4.477	12/2/2024	LAIF	NR	NR	SYS50081	1,083,834	1,083,834	1,083,834	8,125	4.477
U.S. Treasury Note	1.500	12/2/2024	Tsy	AA+	Aaa	912828YV6	100,000,000	99,882,491	100,000,000	750,000	1.619
Sumitomo Mitsui	0.000	12/4/2024	CP	A-1	P-1	86563GM41	110,798,000	110,700,190	110,728,224	0	4.671
Truist Bank	2.150	12/6/2024	Corp	A	A3	07330NAT2	10,000,000	9,996,817	9,996,903	104,514	2.184
Sumitomo Mitsui	0.000	12/9/2024	CP	A-1	P-1	86563GM90	100,000,000	99,468,139	99,873,938	0	4.826
Archer Daniels	0.000	12/10/2024	CP	A-1	P-1	03948GMA8	50,000,000	49,731,222	49,929,952	0	4.878
Sumitomo Mitsui	0.000	12/10/2024	CP	A-1	P-1	86563GMA7	50,000,000	49,727,583	49,930,654	0	4.827
Prudential Funding	0.000	12/11/2024	CP	A-1+	P-1	74433GMB9	75,000,000	74,585,229	74,886,094	0	4.786
Societe Generale	0.000	12/11/2024	CP	A-1	P-1	83369BMB9	105,850,000	105,265,884	105,688,698	0	4.776
Natl Securities Clearing	0.000	12/12/2024	CP	A-1+	P-1	63763PMC0	70,818,000	70,424,665	70,701,451	0	4.807
Natl Securities Clearing	0.000	12/13/2024	CP	A-1+	P-1	63763PMD8	39,184,000	38,972,341	39,114,533	0	4.785
Canadian Imperial Bank	4.610	12/13/2024	CD	A-1	P-1	13606DCJ9	40,000,000	40,000,000	40,000,400	46,100	4.674
Natl Securities Clearing	0.000	12/18/2024	CP	A-1+	P-1	63763PMJ5	70,000,000	69,566,933	69,831,336	0	4.799
Sumitomo Mitsui	0.000	12/19/2024	CP	A-1	P-1	86563GMK5	37,925,000	37,795,581	37,829,232	0	4.693
Sumitomo Mitsui	0.000	12/24/2024	CP	A-1	P-1	86563GMQ2	89,475,000	89,010,327	89,192,340	0	4.712
Canadian Imperial Bank	4.620	12/24/2024	CD	A-1	P-1	13606DCF7	75,700,000	75,700,000	75,700,757	106,863	4.684
U.S. Treasury Bill	0.000	12/24/2024	Tsy	A-1+	P-1	912797MQ7	29,940,000	29,790,400	29,856,767	0	4.646
Siemens Capital	0.000	12/26/2024	CP	A-1+	P-1	82619TMS3	57,589,000	57,220,238	57,393,082	0	4.676
Canadian Imperial Bank	4.610	12/26/2024	CD	A-1	P-1	13606DCN0	82,730,000	82,730,000	82,730,000	52,970	4.674
U.S. Treasury Note	1.750	12/31/2024	Tsy	AA+	Aaa	912828YY0	120,000,000	120,069,000	119,725,652	878,804	1.692
U.S. Treasury Note	4.250	12/31/2024	Tsy	AA+	Aaa	91282CGD7	20,000,000	19,966,432	19,992,769	355,707	4.422
U.S. Treasury Bill	0.000	1/2/2025	Tsy	A-1+	P-1	912797LR6	50,000,000	49,607,186	49,806,500	0	4.651
U.S. Treasury Bill	0.000	1/2/2025	Tsy	A-1+	P-1	912797LR6	50,000,000	49,703,337	49,806,500	0	4.602
FFCB Note	1.125	1/6/2025	Agy	AA+	Aaa	3133ENKS8	10,000,000	9,992,988	9,966,052	45,313	1.201
FFCB Note	1.125	1/6/2025	Agy	AA+	Aaa	3133ENKS8	10,000,000	9,992,988	9,966,052	45,313	1.201
FNMA Note	1.625	1/7/2025	Agy	AA+	Aaa	3135G0X24	35,000,000	34,979,124	34,896,116	227,500	1.689
Koch Industries	0.000	1/8/2025	CP	A-1+	P-1	50000MN85	50,000,000	49,597,500	49,746,852	0	4.767

*MV w/o Accrued includes the Bank of New York Mellon accrued interest for treasury bills, discount notes, and commercial paper. Original Cost does not include accrued interest.

Portfolio: Core 9218-1 (Cont.)

Issuer	Coupon	Maturity	Type	S&P	Moody's	CUSIP	Par Value	Original Cost	MV w/o Accrued*	Accr Income	Yld Mat
John Deere	1.250	1/10/2025	Corp	A	A1	24422EVY2	15,000,000	14,997,787	14,940,269	73,438	1.266
Toyota	4.800	1/10/2025	Corp	A+	A1	89236TKN4	15,000,000	14,996,955	14,998,443	282,000	4.819
American Honda	1.500	1/13/2025	Corp	A-	A3	02665WEA5	20,000,000	19,994,997	19,919,992	115,000	1.526
Toyota	1.450	1/13/2025	Corp	A+	A1	89236TJT3	20,000,000	19,991,513	19,923,117	111,167	1.495
Caterpillar	4.900	1/17/2025	Corp	A	A2	14913R2Y2	15,000,000	14,996,269	15,001,222	273,583	4.925
US Bank	2.050	1/21/2025	Corp	A+	A2	90331HPL1	15,000,000	14,993,788	14,942,659	111,042	2.093
FHLB DN	0.000	1/24/2025	Agy	A-1+	P-1	313385AZ9	50,000,000	49,292,722	49,658,000	0	4.578
U.S. Treasury Note	1.375	1/31/2025	Tsy	AA+	Aaa	912828Z52	25,000,000	24,988,034	24,875,000	114,895	1.423
U.S. Treasury Note	1.375	1/31/2025	Tsy	AA+	Aaa	912828Z52	50,000,000	50,200,602	49,750,000	229,789	0.971
U.S. Treasury Note	1.375	1/31/2025	Tsy	AA+	Aaa	912828Z52	40,000,000	40,415,400	39,800,000	183,832	0.334
Adobe	1.900	2/1/2025	Corp	A+	A1	00724PAB5	5,000,000	4,998,033	4,974,538	31,667	1.943
FHLMC Note	1.500	2/12/2025	Agy	AA+	Aaa	3137EAEP0	15,000,000	14,997,797	14,910,669	68,125	1.515
Toyota	1.800	2/13/2025	Corp	A+	A1	89236TGT6	10,000,000	9,998,720	9,940,984	54,000	1.813
FFCB Note	1.750	2/14/2025	Agy	AA+	Aaa	3133ENPG9	12,000,000	11,989,756	11,933,027	62,417	1.840
WW Grainger	1.850	2/15/2025	Corp	A+	A2	384802AE4	5,000,000	4,997,312	4,968,852	27,236	1.906
U.S. Treasury Note	1.500	2/15/2025	Tsy	AA+	Aaa	91282CDZ1	25,000,000	24,966,959	24,847,168	110,054	1.639
FHLB Note	5.000	2/28/2025	Agy	AA+	Aaa	3130AV7L0	15,000,000	14,990,058	15,014,730	193,750	5.069
U.S. Treasury Note	1.125	2/28/2025	Tsy	AA+	Aaa	91282ZC7	80,000,000	80,609,096	79,353,906	228,729	0.362
U.S. Treasury Note	4.625	2/28/2025	Tsy	AA+	Aaa	91282CGN5	60,000,000	59,689,307	60,010,547	705,249	5.163
American Express	2.250	3/4/2025	Corp	A-	A2	025816CQ0	10,000,000	9,996,858	9,937,756	54,375	2.283
IBRD Note	0.750	3/11/2025	Supra	AAA	Aaa	459058JA2	20,000,000	19,978,239	19,789,470	33,333	0.865
Texas Instrument	1.375	3/12/2025	Corp	A+	Aa3	882508BH6	10,000,000	9,997,152	9,910,460	30,174	1.405
U.S. Treasury Note	0.500	3/31/2025	Tsy	AA+	Aaa	912828ZF0	100,000,000	100,264,803	98,730,469	85,165	0.237
U.S. Treasury Note	2.625	3/31/2025	Tsy	AA+	Aaa	9128284F4	25,000,000	25,035,773	24,853,125	111,779	2.480
Amazon	3.000	4/13/2025	Corp	AA	A1	023135CE4	25,000,000	24,987,376	24,849,748	100,000	3.053
U.S. Treasury Note	2.625	4/15/2025	Tsy	AA+	Aaa	91282CEH0	50,000,000	49,894,832	49,677,344	169,471	2.848
FNMA Note	0.625	4/22/2025	Agy	AA+	Aaa	3135G03U5	20,000,000	19,991,934	19,705,802	13,542	0.666
Bank of New York Mellon	3.350	4/25/2025	Corp	A	Aa3	06406RBC0	20,000,000	19,999,079	19,882,219	67,000	3.354
Philip Morris	1.500	5/1/2025	Corp	A-	A2	718172CN7	5,000,000	4,995,120	4,933,999	6,250	1.599
Apple	1.125	5/11/2025	Corp	AA+	Aaa	037833DT4	5,000,000	4,998,309	4,923,861	3,125	1.161
Caterpillar	3.400	5/13/2025	Corp	A	A2	14913R2V8	15,000,000	14,993,968	14,922,583	25,500	3.442
TVA Note	0.750	5/15/2025	Agy	AA+	Aaa	880591EW8	10,000,000	9,994,394	9,829,790	3,333	0.809
U.S. Treasury Note	2.750	5/15/2025	Tsy	AA+	Aaa	91282CEQ0	120,000,000	119,810,945	119,102,344	145,856	2.917
U.S. Treasury Note	2.125	5/15/2025	Tsy	AA+	Aaa	912828XB1	30,000,000	30,142,375	29,691,504	28,177	1.623
U.S. Treasury Note	2.125	5/15/2025	Tsy	AA+	Aaa	912828XB1	45,000,000	45,213,562	44,537,256	42,265	1.623
Pfizer	4.650	5/19/2025	Corp	A	A2	716973AA0	15,000,000	14,995,868	14,991,650	23,250	4.678

*MV w/o Accrued includes the Bank of New York Mellon accrued interest for treasury bills, discount notes, and commercial paper. Original Cost does not include accrued interest.

Portfolio: Core 9218-1 (Cont.)

Issuer	Coupon	Maturity	Type	S&P	Moody's	CUSIP	Par Value	Original Cost	MV w/o Accrued*	Accr Income	Yld Mat
Intercontinental Exg	3.650	5/23/2025	Corp	A-	A3	45866FAT1	7,000,000	6,997,490	6,962,550	5,678	3.687
U.S. Treasury Note	4.250	5/31/2025	Tsy	AA+	Aaa	91282CHD6	50,000,000	49,918,945	49,950,196	1,068,338	4.417
Amazon	0.800	6/3/2025	Corp	AA	A1	023135BQ8	10,000,000	9,999,274	9,805,927	39,556	0.808
John Deere	4.950	6/6/2025	Corp	A	A1	24422EWW5	7,000,000	6,998,155	7,013,523	168,438	4.975
U.S. Treasury Note	2.875	6/15/2025	Tsy	AA+	Aaa	91282CEU1	45,000,000	44,936,979	44,646,328	597,387	3.023
Toyota	3.950	6/30/2025	Corp	A+	A1	89236TKC8	15,000,000	14,995,224	14,938,940	248,521	3.982
Morgan Stanley Bank	5.479	7/16/2025	Corp	A+	Aa3	61690U7U8	10,000,000	10,000,000	10,048,175	205,463	5.476
IBM	4.000	7/27/2025	Corp	A-	A3	459200KS9	20,000,000	20,000,000	19,910,706	275,556	4.000
American Express	3.950	8/1/2025	Corp	A-	A2	025816CY3	12,000,000	11,995,993	11,943,463	158,000	3.984
Mercedes	5.375	8/1/2025	Corp	A	A2	58769JAJ6	10,000,000	9,998,245	10,039,554	179,167	5.423
Caterpillar	3.650	8/12/2025	Corp	A	A2	14913R2Z9	15,000,000	14,994,253	14,907,053	165,771	3.690
Chevron	0.687	8/12/2025	Corp	AA-	Aa2	166756AE6	10,000,000	10,000,000	9,727,997	20,801	0.687
U.S. Treasury Note	3.125	8/15/2025	Tsy	AA+	Aaa	91282CFE6	40,000,000	39,881,907	39,639,844	366,848	3.439
U.S. Treasury Note	2.000	8/15/2025	Tsy	AA+	Aaa	912828K74	60,000,000	60,208,814	58,992,188	352,174	1.633
U.S. Treasury Note	2.000	8/15/2025	Tsy	AA+	Aaa	912828K74	30,000,000	30,104,407	29,496,094	176,087	1.633
U.S. Treasury Note	2.000	8/15/2025	Tsy	AA+	Aaa	912828K74	5,000,000	5,028,528	4,916,016	29,348	1.399
U.S. Treasury Note	2.000	8/15/2025	Tsy	AA+	Aaa	912828K74	30,000,000	30,439,844	29,496,094	176,087	0.466
Bank of America NA	5.650	8/18/2025	Corp	A+	Aa1	06428CAC8	20,000,000	20,000,000	20,133,589	323,306	5.647
Apple	0.550	8/20/2025	Corp	AA+	Aaa	037833DX5	15,000,000	14,993,117	14,581,926	23,146	0.597
U.S. Treasury Note	5.000	8/31/2025	Tsy	AA+	Aaa	91282CHV6	25,000,000	25,028,398	25,096,192	317,680	4.882
U.S. Treasury Note	5.000	8/31/2025	Tsy	AA+	Aaa	91282CHV6	25,000,000	24,997,009	25,096,192	317,680	5.012
U.S. Treasury Note	5.000	8/31/2025	Tsy	AA+	Aaa	91282CHV6	25,000,000	24,969,030	25,096,192	317,680	5.128
Toyota	5.600	9/11/2025	Corp	A+	A1	89236TKZ7	15,000,000	14,998,792	15,114,682	186,667	5.605
Home Depot	4.000	9/15/2025	Corp	A	A2	437076CR1	10,000,000	9,998,846	9,960,481	84,444	4.011
IFC Note	3.626	9/15/2025	Supra	AAA	Aaa	45950KDA5	16,000,000	15,998,007	15,882,231	122,478	3.638
U.S. Treasury Note	3.500	9/15/2025	Tsy	AA+	Aaa	91282CFK2	40,000,000	39,763,596	39,727,188	297,790	4.134
Citibank	5.864	9/29/2025	Corp	A+	Aa3	17325FBA5	15,000,000	15,000,000	15,134,961	151,487	5.864
U.S. Treasury Note	5.000	9/30/2025	Tsy	AA+	Aaa	91282CJB8	75,000,000	74,970,470	75,342,188	638,736	5.040
American Honda	5.800	10/3/2025	Corp	A-	A3	02665WEQ0	15,000,000	14,993,559	15,150,600	140,167	5.842
FFCB Note	5.125	10/10/2025	Agy	AA+	Aaa	3133EPYK5	20,000,000	20,000,000	20,122,286	145,208	5.121
U.S. Treasury Note	4.250	10/15/2025	Tsy	AA+	Aaa	91282CFP1	50,000,000	49,919,770	49,939,453	274,382	4.421
IBRD Note	0.500	10/28/2025	Supra	AAA	Aaa	459058JL8	25,000,000	24,994,397	24,140,778	11,458	0.523
Procter & Gamble	0.550	10/29/2025	Corp	AA-	Aa3	742718FL8	15,000,000	14,995,167	14,490,983	7,333	0.583
U.S. Treasury Note	5.000	10/31/2025	Tsy	AA+	Aaa	91282CJE2	15,000,000	14,991,211	15,078,750	64,227	5.061
U.S. Treasury Note	5.000	10/31/2025	Tsy	AA+	Aaa	91282CJE2	5,000,000	4,997,303	5,026,250	21,409	5.056
U.S. Treasury Note	5.000	10/31/2025	Tsy	AA+	Aaa	91282CJE2	30,000,000	29,980,886	30,157,500	128,453	5.067

*MV w/o Accrued includes the Bank of New York Mellon accrued interest for treasury bills, discount notes, and commercial paper. Original Cost does not include accrued interest.

Portfolio: Core 9218-1 (Cont.)

Issuer	Coupon	Maturity	Type	S&P	Moody's	CUSIP	Par Value	Original Cost	MV w/o Accrued*	Accr Income	Yld Mat
Pepsico	5.250	11/10/2025	Corp	A+	A1	713448FV5	10,000,000	9,996,814	10,069,169	30,625	5.281
Bristol-Myers Squibb	0.750	11/13/2025	Corp	A	A2	110122DN5	10,000,000	9,996,904	9,653,841	3,750	0.783
U.S. Treasury Note	4.500	11/15/2025	Tsy	AA+	Aaa	91282CFW6	10,000,000	10,017,139	10,011,172	19,890	4.314
M&T Trust	5.400	11/21/2025	Corp	A-	A3	55279HAT7	20,000,000	19,996,089	20,100,751	30,000	5.419
U.S. Treasury Note	4.875	11/30/2025	Tsy	AA+	Aaa	91282CJL6	20,000,000	20,030,161	20,097,500	490,179	4.719
U.S. Treasury Note	4.875	11/30/2025	Tsy	AA+	Aaa	91282CJL6	25,000,000	25,043,685	25,121,875	612,723	4.694
Total		0.300					3,648,811,248	3,643,842,940	3,634,886,980	15,711,428	3.511

Portfolio: Reserve 9218-2

Date: 11/29/24

Issuer	Coupon	Maturity	Type	S&P	Moody's	CUSIP	Par Value	Original Cost	MV w/o Accrued*	Accr Income	Yld Mat
Bk of New York Mellon - Sweep	4.510	12/2/2024	MMF	AAAm	Aaa-mf		60,407,657	60,407,657	60,407,657	16,346	4.573
Amazon	4.600	12/1/2025	Corp	AA	A1	023135CN4	25,000,000	24,998,500	25,057,757	575,000	4.602
Natl Securities Clearing	0.750	12/7/2025	Corp	AA+	Aaa	637639AE5	15,000,000	14,951,550	14,439,006	54,375	0.816
U.S. Treasury Note	4.000	12/15/2025	Tsy	AA+	Aaa	91282CGA3	25,000,000	24,839,844	24,910,742	461,749	4.233
U.S. Treasury Note	4.250	12/31/2025	Tsy	AA+	Aaa	91282CJS1	80,000,000	79,965,625	79,909,375	1,422,826	4.273
Toyota	4.800	1/5/2026	Corp	A+	A1	89236TLJ2	12,000,000	11,990,760	12,040,737	233,600	4.841
Mercedes	4.900	1/9/2026	Corp	A	A2	58769JAP2	15,000,000	14,994,450	15,033,354	289,917	4.920
Toyota ABS	0.430	1/15/2026	ABS	AAA	Aaa	89239BAC5	1,484,614	1,484,496	1,476,887	284	0.434
Honda ABS	0.880	1/21/2026	ABS	NR	Aaa	43815GAC3	1,549,229	1,548,902	1,534,189	379	0.892
Citigroup	2.014	1/25/2026	Corp	BBB+	A3	17327CAN3	10,000,000	10,000,000	9,952,721	70,490	2.014
Bank of New York Mellon	0.750	1/28/2026	Corp	A	Aa3	06406RAQ0	20,000,000	19,957,000	19,168,564	51,250	0.794
U.S. Treasury Note	4.250	1/31/2026	Tsy	AA+	Aaa	91282CJV4	75,000,000	75,035,156	74,926,758	1,065,387	4.225
Apple	0.700	2/8/2026	Corp	AA+	Aaa	037833EB2	20,000,000	19,955,000	19,155,653	43,944	0.746
Intel	4.875	2/10/2026	Corp	BBB+	Baa1	458140CD0	5,000,000	5,000,000	5,007,183	75,156	4.875
U.S. Treasury Note	1.625	2/15/2026	Tsy	AA+	Aaa	912828P46	70,000,000	74,364,953	67,823,438	333,832	0.414
U.S. Treasury Note	1.625	2/15/2026	Tsy	AA+	Aaa	912828P46	30,000,000	31,840,220	29,067,188	143,071	0.414
U.S. Treasury Note	1.625	2/15/2026	Tsy	AA+	Aaa	912828P46	25,000,000	26,419,372	24,222,656	119,226	0.485
U.S. Treasury Note	1.625	2/15/2026	Tsy	AA+	Aaa	912828P46	25,000,000	26,468,262	24,222,656	119,226	0.447
U.S. Treasury Note	1.625	2/15/2026	Tsy	AA+	Aaa	912828P46	25,000,000	26,469,461	24,222,656	119,226	0.446
Union Pacific	4.750	2/21/2026	Corp	A-	A3	907818GE2	7,000,000	6,995,380	7,017,885	92,361	4.774
JPMorgan Chase & Co	2.595	2/24/2026	Corp	A	A1	46647PCV6	20,000,000	20,000,000	19,894,438	139,842	2.595
Cisco	4.900	2/26/2026	Corp	AA-	A1	17275RBP6	10,000,000	9,996,200	10,059,996	129,306	4.920
U.S. Treasury Note	4.625	2/28/2026	Tsy	AA+	Aaa	91282CKB6	30,000,000	30,045,703	30,107,813	352,624	4.544

*MV w/o Accrued includes the Bank of New York Mellon accrued interest for treasury bills, discount notes, and commercial paper. Original Cost does not include accrued interest.

Portfolio: Reserve 9218-2 (Cont.)

Issuer	Coupon	Maturity	Type	S&P	Moody's	CUSIP	Par Value	Original Cost	MV w/o Accrued*	Accr Income	Yld Mat
Caterpillar	0.900	3/2/2026	Corp	A	A2	14913R2K2	25,000,000	24,942,750	23,956,520	55,625	0.946
Colgate-Palmolive	4.800	3/2/2026	Corp	A+	Aa3	194162AQ6	10,000,000	9,988,400	10,053,519	118,667	4.837
John Deere	4.950	3/6/2026	Corp	A	A1	24422EXK0	10,000,000	9,996,100	10,057,934	116,875	4.971
FHLB Note	4.500	3/13/2026	Agy	AA+	Aaa	3130AV6J6	30,000,000	30,444,300	30,067,449	292,500	3.474
U.S. Treasury Note	4.625	3/15/2026	Tsy	AA+	Aaa	91282CGR6	50,000,000	51,003,906	50,197,266	491,885	3.897
GM ABS	5.190	3/16/2026	ABS	NR	Aaa	38013JAB9	257,578	257,558	257,634	557	5.252
U.S. Treasury Note	0.750	3/31/2026	Tsy	AA+	Aaa	91282CBT7	30,000,000	29,689,453	28,638,281	38,324	0.963
U.S. Treasury Note	4.500	3/31/2026	Tsy	AA+	Aaa	91282CKH3	30,000,000	29,893,359	30,077,344	229,945	4.689
U.S. Treasury Note	4.500	3/31/2026	Tsy	AA+	Aaa	91282CKH3	25,000,000	24,782,227	25,064,453	191,621	4.975
IBRD Note	4.750	4/10/2026	Supra	AAA	Aaa	459058LE1	25,000,000	24,993,500	25,131,884	168,229	6.225
Toyota ABS	0.710	4/15/2026	ABS	AAA	NR	89238JAC9	1,447,016	1,446,986	1,433,599	457	0.712
JPMorgan Chase & Co	4.080	4/26/2026	Corp	A	A1	46647PCZ7	20,000,000	20,000,000	19,929,336	79,333	4.080
Citibank	5.438	4/30/2026	Corp	A+	Aa3	17325FBF4	15,000,000	15,000,000	15,153,988	70,241	5.438
U.S. Treasury Note	0.750	4/30/2026	Tsy	AA+	Aaa	91282CBW0	60,000,000	59,683,594	57,124,219	38,536	0.858
U.S. Treasury Note	4.875	4/30/2026	Tsy	AA+	Aaa	91282CKK6	30,000,000	29,926,172	30,240,234	125,242	5.006
Amazon	1.000	5/12/2026	Corp	AA	A1	023135BX3	20,000,000	19,913,600	19,076,759	10,556	1.089
Charles Schwab	1.150	5/13/2026	Corp	A-	A2	808513BR5	25,000,000	24,942,000	23,811,509	14,375	1.198
UnitedHealth Group	1.150	5/15/2026	Corp	A+	A2	91324PEC2	10,000,000	9,982,600	9,532,782	5,111	1.186
State Street Corp	5.104	5/18/2026	Corp	A	Aa3	857477CB7	10,000,000	10,000,000	10,014,518	18,431	5.104
Toyota	4.450	5/18/2026	Corp	A+	A1	89236TKT1	20,000,000	19,988,400	19,994,998	32,139	4.471
Pfizer	4.450	5/19/2026	Corp	A	A2	716973AB8	20,000,000	19,976,600	19,980,953	29,667	4.492
U.S. Treasury Note	0.750	5/31/2026	Tsy	AA+	Aaa	91282CCF6	30,000,000	29,928,516	28,482,422	113,118	0.799
U.S. Treasury Note	0.750	5/31/2026	Tsy	AA+	Aaa	91282CCF6	30,000,000	29,916,797	28,482,422	113,118	0.807
U.S. Treasury Note	4.875	5/31/2026	Tsy	AA+	Aaa	91282CKS9	30,000,000	29,992,969	30,257,813	735,268	4.887
U.S. Treasury Note	2.125	5/31/2026	Tsy	AA+	Aaa	9128286X3	50,000,000	51,146,013	48,460,938	534,169	1.668
U.S. Treasury Note	2.125	5/31/2026	Tsy	AA+	Aaa	9128286X3	35,000,000	35,775,887	33,922,656	373,918	1.668
U.S. Treasury Note	2.125	5/31/2026	Tsy	AA+	Aaa	9128286X3	5,000,000	5,109,170	4,846,094	53,417	1.669
U.S. Treasury Note	2.125	5/31/2026	Tsy	AA+	Aaa	9128286X3	31,000,000	33,566,440	30,045,781	331,185	0.451
John Deere	4.750	6/8/2026	Corp	A	A1	24422EWX3	7,000,000	6,995,940	7,040,313	159,785	4.771
Mercedes ABS	0.460	6/15/2026	ABS	AAA	Aaa	58772WAC7	1,908,327	1,908,078	1,892,353	390	0.466
U.S. Treasury Note	4.125	6/15/2026	Tsy	AA+	Aaa	91282CHH7	20,000,000	19,796,094	19,960,938	380,943	4.497
GM ABS	0.480	6/16/2026	ABS	AAA	NR	380140AC7	1,158,865	1,158,794	1,151,722	232	0.483
John Deere	1.050	6/17/2026	Corp	A	A1	24422EVR7	10,000,000	9,983,500	9,499,489	47,833	1.084
Toyota	1.125	6/18/2026	Corp	A+	A1	89236TJK2	10,000,000	9,995,600	9,515,924	50,938	1.134
Toyota	1.125	6/18/2026	Corp	A+	A1	89236TJK2	12,000,000	11,973,360	11,419,108	61,125	1.173
U.S. Treasury Note	0.875	6/30/2026	Tsy	AA+	Aaa	91282CCJ8	30,000,000	30,002,344	28,464,844	109,851	0.873

*MV w/o Accrued includes the Bank of New York Mellon accrued interest for treasury bills, discount notes, and commercial paper. Original Cost does not include accrued interest.

Portfolio: Reserve 9218-2 (Cont.)

Issuer	Coupon	Maturity	Type	S&P	Moody's	CUSIP	Par Value	Original Cost	MV w/o Accrued*	Accr Income	Yld Mat
U.S. Treasury Note	4.625	6/30/2026	Tsy	AA+	Aaa	91282CKY6	40,000,000	39,954,688	40,225,000	774,185	4.685
U.S. Treasury Note	4.625	6/30/2026	Tsy	AA+	Aaa	91282CKY6	25,000,000	24,997,070	25,140,625	483,865	4.631
American Honda	5.250	7/7/2026	Corp	A-	A3	02665WEK3	10,000,000	9,987,700	10,101,537	210,000	5.295
FFCB Note	4.625	7/10/2026	Agy	AA+	Aaa	3133ERKR1	14,000,000	14,034,860	14,078,369	253,604	4.491
Bank of America	4.827	7/22/2026	Corp	A-	A1	06051GLA5	10,000,000	10,000,000	10,000,089	172,968	4.827
U.S. Treasury Note	0.625	7/31/2026	Tsy	AA+	Aaa	91282CCP4	20,000,000	19,897,656	18,849,219	41,780	0.730
U.S. Treasury Note	4.375	7/31/2026	Tsy	AA+	Aaa	91282CLB5	10,000,000	10,061,719	10,021,094	146,230	4.046
State Street Corp	5.272	8/3/2026	Corp	A	Aa3	857477CD3	10,000,000	10,000,000	10,117,362	172,804	5.272
Citibank	4.929	8/6/2026	Corp	A+	Aa3	17325FBJ6	10,000,000	10,000,000	10,053,400	157,454	0.000
Goldman Sachs	5.798	8/10/2026	Corp	BBB+	A2	38145GAM2	14,000,000	14,000,000	14,091,273	250,280	5.798
BMW	1.250	8/12/2026	Corp	A	A2	05565EBW4	5,000,000	4,989,150	4,726,655	18,924	1.295
PNC Financial	1.150	8/13/2026	Corp	A-	A3	693475BB0	15,000,000	14,971,650	14,173,098	51,750	1.189
U.S. Treasury Note	4.375	8/15/2026	Tsy	AA+	Aaa	91282CHU8	25,000,000	24,869,141	25,060,547	320,992	4.566
Nissan ABS	1.860	8/17/2026	ABS	AAA	Aaa	65479QAC1	3,923,178	3,922,409	3,879,944	3,243	1.876
Toyota ABS	5.600	8/17/2026	ABS	AAA	NR	89231FAB6	2,394,608	2,394,461	2,400,209	5,960	5.670
Bank of America NA	5.526	8/18/2026	Corp	A+	Aa1	06428CAA2	15,000,000	15,000,000	15,241,512	237,158	5.526
U.S. Treasury Note	0.750	8/31/2026	Tsy	AA+	Aaa	91282CCW9	35,000,000	34,965,820	32,971,094	66,713	0.770
U.S. Treasury Note	3.750	8/31/2026	Tsy	AA+	Aaa	91282CLH2	10,000,000	10,026,563	9,919,141	95,304	3.607
U.S. Treasury Note	1.375	8/31/2026	Tsy	AA+	Aaa	912828YD6	20,000,000	20,771,103	19,050,781	69,890	0.604
U.S. Treasury Note	1.375	8/31/2026	Tsy	AA+	Aaa	912828YD6	35,000,000	36,691,986	33,338,867	122,307	0.414
U.S. Treasury Note	1.375	8/31/2026	Tsy	AA+	Aaa	912828YD6	20,000,000	20,980,276	19,050,781	69,890	0.401
U.S. Treasury Note	1.375	8/31/2026	Tsy	AA+	Aaa	912828YD6	25,000,000	26,319,751	23,813,477	87,362	0.328
U.S. Treasury Note	1.375	8/31/2026	Tsy	AA+	Aaa	912828YD6	35,000,000	36,815,830	33,338,867	122,307	0.328
FHLB Note	3.625	9/4/2026	Agy	AA+	Aaa	3130B2PJ8	10,000,000	9,986,700	9,915,158	78,542	3.696
American Honda	1.300	9/9/2026	Corp	A-	A3	02665WDZ1	10,000,000	9,992,300	9,447,592	29,611	1.316
Caterpillar	1.150	9/14/2026	Corp	A	A2	14913R2Q9	10,000,000	9,982,600	9,455,010	24,597	1.186
Ford ABS	3.740	9/15/2026	ABS	NR	Aaa	34534LAD9	4,159,506	4,159,281	4,145,653	6,914	3.772
Toyota ABS	2.930	9/15/2026	ABS	AAA	Aaa	89238FAD5	2,695,867	2,695,804	2,676,306	3,511	2.949
Intuit	5.250	9/15/2026	Corp	A-	A3	46124HAE6	15,000,000	14,986,500	15,185,369	166,250	5.283
Texas Instrument	1.125	9/15/2026	Corp	A+	Aa3	882508BK9	10,000,000	10,000,000	9,441,923	23,750	1.125
U.S. Treasury Note	4.625	9/15/2026	Tsy	AA+	Aaa	91282CHY0	35,000,000	34,835,938	35,237,891	344,320	4.796
FNMA Note	1.875	9/24/2026	Agy	AA+	Aaa	3135G0Q22	30,000,000	31,710,315	28,806,074	104,688	0.709
Citigroup	5.610	9/29/2026	Corp	BBB+	A3	172967NX5	10,000,000	10,000,000	10,059,948	96,617	5.610
U.S. Treasury Note	0.875	9/30/2026	Tsy	AA+	Aaa	91282CCZ2	25,000,000	24,849,609	23,542,969	37,260	0.999
U.S. Treasury Note	3.500	9/30/2026	Tsy	AA+	Aaa	91282CLP4	65,000,000	64,862,891	64,190,039	387,500	3.610
FHLB Note	4.000	10/9/2026	Agy	AA+	Aaa	3130B3A29	15,000,000	14,996,850	14,959,393	83,333	4.011

*MV w/o Accrued includes the Bank of New York Mellon accrued interest for treasury bills, discount notes, and commercial paper. Original Cost does not include accrued interest.

Portfolio: Reserve 9218-2 (Cont.)

Issuer	Coupon	Maturity	Type	S&P	Moody's	CUSIP	Par Value	Original Cost	MV w/o Accrued*	Accr Income	Yld Mat
John Deere	1.300	10/13/2026	Corp	A	A1	24422EVW6	10,000,000	9,980,700	9,446,526	17,333	1.340
U.S. Treasury Note	4.625	10/15/2026	Tsy	AA+	Aaa	91282CJC6	25,000,000	24,843,750	25,184,570	149,296	4.852
U.S. Treasury Note	4.625	10/15/2026	Tsy	AA+	Aaa	91282CJC6	25,000,000	24,820,313	25,184,570	149,296	4.888
Morgan Stanley	6.138	10/16/2026	Corp	A-	A1	61747YEX9	15,000,000	15,000,000	15,168,934	115,088	6.129
Morgan Stanley Bank	5.882	10/30/2026	Corp	A+	Aa3	61690U7W4	10,000,000	10,000,000	10,234,793	50,651	5.893
American Express	1.650	11/4/2026	Corp	A-	A2	025816CM9	17,000,000	16,973,140	16,077,387	21,038	1.683
PACCAR	5.200	11/9/2026	Corp	A+	A1	69371RS72	15,000,000	14,988,450	15,219,963	47,667	5.228
Public Storage	1.500	11/9/2026	Corp	A	A2	74460DAG4	5,000,000	4,992,350	4,727,384	4,583	1.532
Pepsico	5.125	11/10/2026	Corp	A+	A1	713448FW3	5,000,000	4,998,650	5,069,599	14,948	5.135
GM ABS	1.260	11/16/2026	ABS	AAA	NR	380146AC4	2,803,120	2,802,877	2,772,783	1,472	1.267
PACCAR	4.500	11/25/2026	Corp	A+	A1	69371RT55	10,000,000	9,991,500	10,021,980	7,500	4.545
State Street Bank	4.594	11/25/2026	Corp	AA-	Aa2	857449AC6	15,000,000	15,000,000	15,038,745	11,485	4.594
U.S. Treasury Note	1.250	11/30/2026	Tsy	AA+	Aaa	91282CDK4	20,000,000	20,090,625	18,884,375	125,687	1.156
U.S. Treasury Note	1.625	11/30/2026	Tsy	AA+	Aaa	912828YU8	25,000,000	26,242,881	23,789,063	204,241	0.630
U.S. Treasury Note	1.625	11/30/2026	Tsy	AA+	Aaa	912828YU8	15,000,000	15,960,426	14,273,438	122,545	0.354
U.S. Treasury Note	1.625	11/30/2026	Tsy	AA+	Aaa	912828YU8	35,000,000	37,202,399	33,304,688	285,938	0.354
U.S. Treasury Note	1.625	11/30/2026	Tsy	AA+	Aaa	912828YU8	45,000,000	47,428,660	42,820,313	367,634	0.530
Citibank	5.488	12/4/2026	Corp	A+	Aa3	17325FBC1	10,000,000	10,000,000	10,169,700	269,827	5.488
Thermo Fisher Scientific	5.000	12/5/2026	Corp	A-	A3	883556CZ3	10,000,000	9,993,100	10,095,132	244,444	5.025
JPMorgan Chase Bank	5.110	12/8/2026	Corp	AA-	Aa2	48125LRU8	20,000,000	20,000,000	20,235,842	491,128	5.110
Ford ABS	4.480	12/15/2026	ABS	AAA	Aaa	34535AAD2	5,491,463	5,491,145	5,486,734	10,934	4.525
U.S. Treasury Note	1.750	12/31/2026	Tsy	AA+	Aaa	912828YX2	25,000,000	25,067,556	23,808,594	183,084	1.693
U.S. Treasury Note	1.750	12/31/2026	Tsy	AA+	Aaa	912828YX2	15,000,000	15,212,782	14,285,156	109,851	1.449
Mercedes	4.800	1/11/2027	Corp	A	A2	58769JAQ0	15,000,000	14,984,700	15,045,262	280,000	4.837
Toyota	1.900	1/13/2027	Corp	A+	A1	89236TJV8	20,000,000	19,979,200	18,984,220	145,667	1.922
IADB Note	1.500	1/13/2027	Supra	AAA	Aaa	4581X0EB0	30,000,000	29,925,300	28,360,158	172,500	1.552
Target	1.950	1/15/2027	Corp	A	A2	87612EBM7	10,000,000	9,983,000	9,523,357	73,667	1.986
Bank of New York Mellon	2.050	1/26/2027	Corp	A	Aa3	06406RBA4	20,000,000	19,983,000	19,065,621	142,361	2.068
U.S. Treasury Note	1.500	1/31/2027	Tsy	AA+	Aaa	912828Z78	15,000,000	15,676,220	14,176,172	75,204	0.570
U.S. Treasury Note	1.500	1/31/2027	Tsy	AA+	Aaa	912828Z78	75,000,000	78,929,888	70,880,860	376,019	0.423
U.S. Treasury Note	1.500	1/31/2027	Tsy	AA+	Aaa	912828Z78	70,000,000	71,662,416	66,155,469	350,951	1.004
U.S. Treasury Note	1.500	1/31/2027	Tsy	AA+	Aaa	912828Z78	30,000,000	30,700,180	28,352,344	150,408	1.004
Procter & Gamble	1.900	2/1/2027	Corp	AA-	Aa3	742718FV6	30,000,000	29,957,400	28,589,734	190,000	1.930
Eli Lilly	4.500	2/9/2027	Corp	A+	A1	532457CJ5	15,000,000	14,992,050	15,061,502	210,000	4.519
IBM	2.200	2/9/2027	Corp	A-	A3	459200KM2	10,000,000	9,998,600	9,522,255	68,444	2.203
Philip Morris	4.750	2/12/2027	Corp	A-	A2	718172DF3	10,000,000	9,937,300	10,043,174	143,819	4.978

*MV w/o Accrued includes the Bank of New York Mellon accrued interest for treasury bills, discount notes, and commercial paper. Original Cost does not include accrued interest.

Portfolio: Reserve 9218-2 (Cont.)

Issuer	Coupon	Maturity	Type	S&P	Moody's	CUSIP	Par Value	Original Cost	MV w/o Accrued*	Accr Income	Yld Mat
U.S. Treasury Note	2.250	2/15/2027	Tsy	AA+	Aaa	912828V98	35,000,000	35,897,098	33,602,735	231,114	1.700
U.S. Treasury Note	2.250	2/15/2027	Tsy	AA+	Aaa	912828V98	40,000,000	41,008,570	38,403,125	264,130	1.700
Discover Card ABS	1.960	2/16/2027	ABS	AAA	NR	254683CR4	10,000,000	9,998,861	9,944,696	8,711	1.973
Bristol-Myers Squibb	4.900	2/22/2027	Corp	A	A2	110122EE4	10,000,000	9,989,200	10,112,430	134,750	4.939
Cisco	4.800	2/26/2027	Corp	AA-	A1	17275RBQ4	20,000,000	19,974,000	20,187,554	253,333	4.847
U.S. Treasury Note	1.125	2/28/2027	Tsy	AA+	Aaa	912828ZB9	40,000,000	41,122,773	37,421,875	114,365	0.536
U.S. Treasury Note	1.125	2/28/2027	Tsy	AA+	Aaa	912828ZB9	45,000,000	46,240,231	42,099,610	128,660	0.537
U.S. Treasury Note	1.125	2/28/2027	Tsy	AA+	Aaa	912828ZB9	10,000,000	10,248,539	9,355,469	28,591	0.594
U.S. Treasury Note	1.125	2/28/2027	Tsy	AA+	Aaa	912828ZB9	10,000,000	10,296,152	9,355,469	28,591	0.493
U.S. Treasury Note	1.125	2/28/2027	Tsy	AA+	Aaa	912828ZB9	35,000,000	35,168,533	32,744,141	100,069	1.021
U.S. Treasury Note	1.125	2/28/2027	Tsy	AA+	Aaa	912828ZB9	40,000,000	40,189,277	37,421,875	114,365	1.021
U.S. Treasury Note	1.125	2/28/2027	Tsy	AA+	Aaa	912828ZB9	20,000,000	20,233,787	18,710,938	57,182	0.869
American Express	2.550	3/4/2027	Corp	A-	A2	025816CS6	10,000,000	9,990,700	9,570,690	61,625	2.570
John Deere	4.850	3/5/2027	Corp	A	A1	24422EXM6	10,000,000	9,990,700	10,102,803	115,861	4.884
American Express Credit Card ABS	2.210	3/15/2027	ABS	NR	Aaa	02589BAA8	11,250,000	11,249,422	11,171,318	11,050	2.222
Capital One Credit Card ABS	2.800	3/15/2027	ABS	AAA	NR	14041NFZ9	17,000,000	16,998,718	16,908,897	21,156	2.820
Berkshire Hathaway	2.300	3/15/2027	Corp	AA	Aa2	084664CZ2	25,000,000	24,995,250	23,957,203	121,389	2.304
U.S. Treasury Note	4.250	3/15/2027	Tsy	AA+	Aaa	91282CKE0	25,000,000	24,654,297	25,047,852	226,001	4.761
State Street Corp	4.993	3/18/2027	Corp	A	Aa3	857477CL5	10,000,000	10,000,000	10,108,243	101,247	4.993
U.S. Treasury Note	2.500	3/31/2027	Tsy	AA+	Aaa	91282CEF4	40,000,000	40,160,938	38,553,125	170,330	2.414
U.S. Treasury Note	0.625	3/31/2027	Tsy	AA+	Aaa	91282ZE3	30,000,000	30,197,942	27,680,859	31,937	0.482
U.S. Treasury Note	0.625	3/31/2027	Tsy	AA+	Aaa	91282ZE3	20,000,000	20,129,409	18,453,906	21,291	0.482
Adobe	4.850	4/4/2027	Corp	A+	A1	00724PAE9	10,000,000	9,995,000	10,111,574	76,792	4.868
Amazon	3.300	4/13/2027	Corp	AA	A1	023135CF1	20,000,000	19,958,800	19,544,039	88,000	3.345
U.S. Treasury Note	4.500	4/15/2027	Tsy	AA+	Aaa	91282CKJ9	10,000,000	9,906,250	10,076,563	58,104	4.843
GM ABS	3.640	4/16/2027	ABS	NR	Aaa	36265WAD5	6,527,169	6,527,124	6,493,200	9,900	3.668
Northern Trust	4.000	5/10/2027	Corp	A+	A2	665859AW4	10,000,000	9,983,800	9,902,380	23,333	4.036
American Express Credit Card ABS	3.390	5/15/2027	ABS	AAA	NR	02582JIT8	20,000,000	19,995,576	19,887,970	30,133	3.424
UnitedHealth Group	3.700	5/15/2027	Corp	A+	A2	91324PEG3	10,000,000	9,996,400	9,838,971	16,444	3.708
UnitedHealth Group	3.700	5/15/2027	Corp	A+	A2	91324PEG3	10,000,000	9,994,600	9,838,971	16,444	3.712
Discover Card ABS	3.320	5/17/2027	ABS	NR	Aaa	254683CS2	10,000,000	9,999,187	9,939,267	14,756	3.346
U.S. Treasury Note	2.625	5/31/2027	Tsy	AA+	Aaa	91282CET4	75,000,000	74,343,750	72,316,406	989,784	2.814
U.S. Treasury Note	2.625	5/31/2027	Tsy	AA+	Aaa	91282CET4	60,000,000	58,914,844	57,853,125	791,827	3.019
U.S. Treasury Note	0.500	5/31/2027	Tsy	AA+	Aaa	91282ZS2	40,000,000	39,986,215	36,570,312	100,549	0.507
IBRD Note	3.125	6/15/2027	Supra	AAA	Aaa	459058KJ1	20,000,000	19,989,600	19,507,379	288,194	3.136
U.S. Treasury Note	4.625	6/15/2027	Tsy	AA+	Aaa	91282CKV2	10,000,000	10,042,188	10,117,188	213,559	4.470

*MV w/o Accrued includes the Bank of New York Mellon accrued interest for treasury bills, discount notes, and commercial paper. Original Cost does not include accrued interest.

Portfolio: Reserve 9218-2 (Cont.)

Issuer	Coupon	Maturity	Type	S&P	Moody's	CUSIP	Par Value	Original Cost	MV w/o Accrued*	Accr Income	Yld Mat
FFCB Note	0.760	6/24/2027	Agy	AA+	Aaa	3133ELN91	31,750,000	31,809,531	29,154,458	105,234	0.720
U.S. Treasury Note	3.250	6/30/2027	Tsy	AA+	Aaa	91282CEW7	25,000,000	25,233,398	24,467,774	340,014	3.047
U.S. Treasury Note	3.250	6/30/2027	Tsy	AA+	Aaa	91282CEW7	75,000,000	76,933,594	73,403,321	1,020,041	2.686
U.S. Treasury Note	0.500	6/30/2027	Tsy	AA+	Aaa	912828ZV5	25,000,000	25,020,227	22,795,899	52,310	0.483
U.S. Treasury Note	0.500	6/30/2027	Tsy	AA+	Aaa	912828ZV5	15,000,000	14,988,264	13,677,539	31,386	0.516
U.S. Treasury Note	0.500	6/30/2027	Tsy	AA+	Aaa	912828ZV5	5,000,000	5,025,683	4,559,180	10,462	0.393
U.S. Treasury Note	0.500	6/30/2027	Tsy	AA+	Aaa	912828ZV5	20,000,000	20,100,984	18,236,719	41,848	0.393
U.S. Treasury Note	0.500	6/30/2027	Tsy	AA+	Aaa	912828ZV5	25,000,000	25,123,900	22,795,899	52,310	0.393
U.S. Treasury Note	0.500	6/30/2027	Tsy	AA+	Aaa	912828ZV5	10,000,000	10,027,004	9,118,359	20,924	0.441
U.S. Treasury Note	0.500	6/30/2027	Tsy	AA+	Aaa	912828ZV5	15,000,000	15,040,459	13,677,539	31,386	0.441
U.S. Treasury Note	0.500	6/30/2027	Tsy	AA+	Aaa	912828ZV5	10,000,000	10,026,544	9,118,359	20,924	0.441
Discover Card ABS	3.560	7/15/2027	ABS	AAA	Aaa	254683CW3	10,000,000	9,998,759	9,936,306	15,822	3.592
IBM	4.150	7/27/2027	Corp	A-	A3	459200KT7	20,000,000	19,974,000	19,820,336	285,889	4.179
Honeywell	4.650	7/30/2027	Corp	A	A2	438516CX2	15,000,000	14,999,550	15,107,691	232,500	4.651
Intel	3.750	8/5/2027	Corp	BBB+	Baa1	458140BY5	10,000,000	9,989,600	9,742,669	120,833	3.773
Caterpillar	3.600	8/12/2027	Corp	A	A2	14913R3A3	10,000,000	9,995,500	9,823,462	109,000	3.610
U.S. Treasury Note	3.125	8/31/2027	Tsy	AA+	Aaa	91282CFH9	60,000,000	59,599,219	58,441,406	476,519	3.271
U.S. Treasury Note	0.500	8/31/2027	Tsy	AA+	Aaa	91282CAH4	25,000,000	25,042,025	22,666,992	31,768	0.464
U.S. Treasury Note	0.500	8/31/2027	Tsy	AA+	Aaa	91282CAH4	55,000,000	55,070,860	49,867,383	69,890	0.473
U.S. Treasury Note	0.500	8/31/2027	Tsy	AA+	Aaa	91282CAH4	35,000,000	35,067,666	31,733,789	44,475	0.459
Toyota ABS	5.300	9/15/2027	ABS	NR	Aaa	89239HAD0	18,838,745	18,836,886	18,935,637	44,376	5.363
Toyota ABS	4.630	9/15/2027	ABS	AAA	NR	891940AC2	10,000,000	9,999,995	9,999,062	20,578	4.675
Toyota	4.550	9/20/2027	Corp	A+	A1	89236TKJ3	10,000,000	9,990,300	10,032,000	89,736	4.572
U.S. Treasury Note	4.125	9/30/2027	Tsy	AA+	Aaa	91282CFM8	50,000,000	50,361,328	50,005,860	351,305	3.964
U.S. Treasury Note	4.125	10/31/2027	Tsy	AA+	Aaa	91282CFU0	20,000,000	19,861,719	20,007,813	70,649	4.280
U.S. Treasury Note	4.125	10/31/2027	Tsy	AA+	Aaa	91282CFU0	15,000,000	14,916,211	15,005,859	52,987	4.250
American Express	5.850	11/5/2027	Corp	A-	A2	025816DB2	10,000,000	9,992,800	10,349,744	42,250	5.867
Marsh & McLennan	4.550	11/8/2027	Corp	A-	A3	571748BY7	10,000,000	9,988,600	10,026,256	29,069	4.591
Mercedes ABS	4.510	11/15/2027	ABS	AAA	NR	58770AAC7	4,567,408	4,566,860	4,562,384	9,155	4.558
Caterpillar	4.600	11/15/2027	Corp	A	A2	14913UAS9	12,000,000	11,989,680	12,048,409	24,533	4.631
U.S. Treasury Note	4.125	11/15/2027	Tsy	AA+	Aaa	91282CLX7	30,000,000	29,937,891	30,009,375	54,696	4.199
U.S. Treasury Note	3.875	11/30/2027	Tsy	AA+	Aaa	91282CFZ9	80,000,000	79,634,375	79,456,250	1,558,516	3.977
Amazon	4.550	12/1/2027	Corp	AA	A1	023135CP9	15,000,000	14,991,300	15,108,828	341,250	4.563
U.S. Treasury Note	3.875	12/31/2027	Tsy	AA+	Aaa	91282CGC9	50,000,000	49,687,500	49,658,203	810,802	4.014
U.S. Treasury Note	3.875	12/31/2027	Tsy	AA+	Aaa	91282CGC9	20,000,000	19,788,339	19,863,281	324,321	4.118
PACCAR	4.600	1/10/2028	Corp	A+	A1	69371RS31	15,000,000	14,974,800	15,111,810	270,250	4.638

*MV w/o Accrued includes the Bank of New York Mellon accrued interest for treasury bills, discount notes, and commercial paper. Original Cost does not include accrued interest.

Portfolio: Reserve 9218-2 (Cont.)

Issuer	Coupon	Maturity	Type	S&P	Moody's	CUSIP	Par Value	Original Cost	MV w/o Accrued*	Accr Income	Yld Mat
IADB Note	4.000	1/12/2028	Supra	AAA	Aaa	4581X0EH7	10,000,000	9,959,700	9,939,912	154,444	4.090
U.S. Treasury Note	0.750	1/31/2028	Tsy	AA+	Aaa	91282CBJ9	65,000,000	64,966,765	58,540,625	162,942	0.760
U.S. Treasury Note	0.750	1/31/2028	Tsy	AA+	Aaa	91282CBJ9	10,000,000	9,887,152	9,006,250	25,068	0.978
IBM	4.500	2/6/2028	Corp	A-	A3	459200KX8	10,000,000	9,984,500	10,008,547	143,750	4.535
American Express	5.098	2/16/2028	Corp	A-	A2	025816DP1	10,000,000	10,000,000	10,071,835	148,692	5.098
U.S. Treasury Note	4.000	2/29/2028	Tsy	AA+	Aaa	91282CGP0	20,000,000	19,838,281	19,923,438	203,315	4.181
Colgate-Palmolive	4.600	3/1/2028	Corp	A+	Aa3	194162AR4	15,000,000	14,984,700	15,290,202	172,500	4.623
FHLB Note	4.500	3/10/2028	Agy	AA+	Aaa	3130ATS57	52,840,000	53,341,452	53,469,538	535,005	4.288
TVA Note	3.875	3/15/2028	Agy	AA+	Aaa	880591EZ1	10,000,000	9,918,700	9,902,822	81,806	4.058
U.S. Treasury Note	1.250	3/31/2028	Tsy	AA+	Aaa	91282CBS9	150,000,000	149,003,329	136,669,922	319,368	1.386
Morgan Stanley	5.652	4/13/2028	Corp	A-	A1	61747YFP5	10,000,000	10,000,000	10,192,118	75,360	5.652
Toyota ABS	5.160	4/17/2028	ABS	AAA	NR	89231FAD2	10,000,000	9,997,738	10,074,819	22,933	5.226
U.S. Treasury Note	3.500	4/30/2028	Tsy	AA+	Aaa	91282CHA2	10,000,000	9,992,188	9,803,516	29,972	3.517
U.S. Treasury Note	1.250	4/30/2028	Tsy	AA+	Aaa	91282CBZ3	75,000,000	74,757,162	68,173,829	80,283	1.316
U.S. Treasury Note	1.250	4/30/2028	Tsy	AA+	Aaa	91282CBZ3	15,000,000	14,951,511	13,634,766	16,057	1.316
U.S. Treasury Note	1.250	4/30/2028	Tsy	AA+	Aaa	91282CBZ3	10,000,000	9,968,110	9,089,844	10,704	1.316
U.S. Treasury Note	1.250	4/30/2028	Tsy	AA+	Aaa	91282CBZ3	50,000,000	50,160,358	45,449,219	53,522	1.184
Hershey	4.250	5/4/2028	Corp	A	A1	427866BH0	5,000,000	4,992,850	4,996,787	15,938	4.282
Apple	4.000	5/10/2028	Corp	AA+	Aaa	037833ET3	25,000,000	24,951,750	24,850,780	58,333	4.043
Florida Power & Light	4.400	5/15/2028	Corp	A+	Aa2	341081GN1	5,000,000	4,996,700	4,989,949	9,778	4.415
Lockheed Martin	4.450	5/15/2028	Corp	A-	A2	539830BZ1	5,000,000	4,991,000	5,008,266	9,889	4.491
U.S. Treasury Note	2.875	5/15/2028	Tsy	AA+	Aaa	9128284N7	15,000,000	14,998,048	14,400,586	19,061	2.878
U.S. Treasury Note	2.875	5/15/2028	Tsy	AA+	Aaa	9128284N7	50,000,000	49,541,758	48,001,953	63,536	3.076
Pfizer	4.450	5/19/2028	Corp	A	A2	716973AC6	5,000,000	4,994,000	4,988,574	7,417	4.477
FFCB Note	1.000	5/22/2028	Agy	AA+	Aaa	3133ELZX5	17,200,000	17,207,487	15,443,360	4,300	0.991
U.S. Treasury Note	3.625	5/31/2028	Tsy	AA+	Aaa	91282CHE4	30,000,000	29,807,813	29,519,531	546,738	3.767
U.S. Treasury Note	4.000	6/30/2028	Tsy	AA+	Aaa	91282CHK0	55,000,000	54,692,773	54,787,305	920,652	4.125
U.S. Treasury Note	1.250	6/30/2028	Tsy	AA+	Aaa	91282CCH2	95,000,000	95,175,067	85,989,844	496,943	1.212
U.S. Treasury Note	1.250	6/30/2028	Tsy	AA+	Aaa	91282CCH2	5,000,000	5,009,058	4,525,781	26,155	1.212
U.S. Treasury Note	1.250	6/30/2028	Tsy	AA+	Aaa	91282CCH2	45,000,000	45,562,862	40,732,031	235,394	0.989
U.S. Treasury Note	1.250	6/30/2028	Tsy	AA+	Aaa	91282CCH2	20,000,000	20,245,843	18,103,125	104,620	0.989
American Honda	5.125	7/7/2028	Corp	A-	A3	02665WEM9	10,000,000	9,995,600	10,182,833	205,000	5.135
Toyota	5.118	7/13/2028	Corp	A+	A1	892331AQ2	12,000,000	12,000,000	12,265,548	235,428	5.118
FFCB Note	0.820	7/14/2028	Agy	AA+	Aaa	3133ELU44	12,000,000	12,008,095	10,657,614	37,447	0.806
John Deere	4.950	7/14/2028	Corp	A	A1	24422EXB0	10,000,000	9,985,100	10,174,971	188,375	4.984
JPMorgan Chase & Co	4.979	7/22/2028	Corp	A	A1	46647PEL6	10,000,000	10,000,000	10,064,922	178,414	4.979

*MV w/o Accrued includes the Bank of New York Mellon accrued interest for treasury bills, discount notes, and commercial paper. Original Cost does not include accrued interest.

Portfolio: Reserve 9218-2 (Cont.)

Issuer	Coupon	Maturity	Type	S&P	Moody's	CUSIP	Par Value	Original Cost	MV w/o Accrued*	Accr Income	Yld Mat
U.S. Treasury Note	4.125	7/31/2028	Tsy	AA+	Aaa	91282CHQ7	85,000,000	84,893,750	85,003,320	1,171,926	4.153
U.S. Treasury Note	4.125	7/31/2028	Tsy	AA+	Aaa	91282CHQ7	20,000,000	19,899,219	20,000,781	275,747	4.238
PACCAR	4.950	8/10/2028	Corp	A+	A1	69371RS64	15,000,000	14,976,300	15,261,631	228,938	4.986
U.S. Treasury Note	4.375	8/31/2028	Tsy	AA+	Aaa	91282CHX2	100,000,000	100,531,250	100,843,750	1,111,878	4.256
U.S. Treasury Note	1.125	8/31/2028	Tsy	AA+	Aaa	91282CCV1	90,000,000	90,238,728	80,711,719	257,320	1.070
Philip Morris	5.250	9/7/2028	Corp	A-	A2	718172DC0	15,000,000	14,878,650	15,339,985	183,750	5.437
Unilever	4.875	9/8/2028	Corp	A+	A1	904764BS5	10,000,000	9,979,800	10,167,714	112,396	4.921
Intuit	5.125	9/15/2028	Corp	A-	A3	46124HAF3	15,000,000	14,969,250	15,355,778	162,292	5.172
Citibank	5.803	9/29/2028	Corp	A+	Aa3	17325FBB3	20,000,000	20,000,000	20,828,950	199,881	5.803
U.S. Treasury Note	1.250	9/30/2028	Tsy	AA+	Aaa	91282CCY5	20,000,000	19,915,428	17,982,031	42,582	1.336
U.S. Treasury Note	1.250	9/30/2028	Tsy	AA+	Aaa	91282CCY5	14,000,000	13,943,701	12,587,422	29,808	1.336
U.S. Treasury Note	4.875	10/31/2028	Tsy	AA+	Aaa	91282CJF9	80,000,000	80,268,750	82,156,250	333,978	4.799
U.S. Treasury Note	1.375	10/31/2028	Tsy	AA+	Aaa	91282CDF5	50,000,000	49,783,043	45,095,703	58,874	1.467
U.S. Treasury Note	3.125	11/15/2028	Tsy	AA+	Aaa	9128285M8	45,000,000	44,667,013	43,396,875	62,155	3.288
U.S. Treasury Note	5.250	11/15/2028	Tsy	AA+	Aaa	912810FF0	10,000,000	10,183,778	10,419,531	23,204	4.828
U.S. Treasury Note	4.375	11/30/2028	Tsy	AA+	Aaa	91282CJN2	105,000,000	105,385,547	105,992,579	2,309,495	4.293
U.S. Treasury Note	1.500	11/30/2028	Tsy	AA+	Aaa	91282CDL2	35,000,000	35,170,042	31,654,492	263,942	1.399
U.S. Treasury Note	1.500	11/30/2028	Tsy	AA+	Aaa	91282CDL2	10,000,000	10,047,812	9,044,141	75,412	1.399
U.S. Treasury Note	1.500	11/30/2028	Tsy	AA+	Aaa	91282CDL2	75,000,000	75,164,938	67,831,055	565,591	1.453
Mercedes	4.850	1/11/2029	Corp	A	A2	58769JAR8	12,000,000	11,985,720	12,025,057	226,333	4.877
Procter & Gamble	4.350	1/29/2029	Corp	AA-	Aa3	742718GF0	20,000,000	19,991,200	20,096,930	294,833	4.360
U.S. Treasury Note	1.750	1/31/2029	Tsy	AA+	Aaa	91282CDW8	50,000,000	50,002,843	45,517,578	292,459	1.749
Air Products & Chemicals	4.600	2/8/2029	Corp	A	A2	009158BH8	20,000,000	19,973,400	20,121,480	288,778	4.630
Philip Morris	4.875	2/13/2029	Corp	A-	A2	718172DG1	10,000,000	9,907,000	10,085,600	146,250	5.088
Bristol-Myers Squibb	4.900	2/22/2029	Corp	A	A2	110122EF1	10,000,000	9,979,000	10,142,655	134,750	4.948
Cisco	4.850	2/26/2029	Corp	AA-	A1	17275RBR2	10,000,000	9,996,500	10,160,305	127,986	4.858
U.S. Treasury Note	4.250	2/28/2029	Tsy	AA+	Aaa	91282CKD2	25,000,000	25,017,578	25,130,860	270,028	4.234
U.S. Treasury Note	1.875	2/28/2029	Tsy	AA+	Aaa	91282CEB3	25,000,000	25,038,272	22,845,703	119,130	1.843
U.S. Treasury Note	1.875	2/28/2029	Tsy	AA+	Aaa	91282CEB3	75,000,000	75,113,020	68,537,110	357,390	1.843
American Honda	4.900	3/13/2029	Corp	A-	A3	02665WFE6	10,000,000	9,995,600	10,098,054	106,167	4.910
U.S. Treasury Note	4.125	3/31/2029	Tsy	AA+	Aaa	91282CKG5	45,000,000	44,850,586	45,017,578	316,174	4.199
U.S. Treasury Note	2.375	3/31/2029	Tsy	AA+	Aaa	91282CEE7	50,000,000	49,943,240	46,578,125	202,266	2.399
Adobe	4.800	4/4/2029	Corp	A+	A1	00724PAF6	10,000,000	9,985,100	10,152,737	76,000	4.834
U.S. Treasury Note	4.625	4/30/2029	Tsy	AA+	Aaa	91282CKP5	40,000,000	39,885,938	40,826,562	158,425	4.690
U.S. Treasury Note	2.750	5/31/2029	Tsy	AA+	Aaa	91282CES6	15,000,000	14,917,779	14,170,313	207,383	2.863
U.S. Treasury Note	2.750	5/31/2029	Tsy	AA+	Aaa	91282CES6	25,000,000	24,628,329	23,617,188	345,639	3.058

*MV w/o Accrued includes the Bank of New York Mellon accrued interest for treasury bills, discount notes, and commercial paper. Original Cost does not include accrued interest.

Portfolio: Reserve 9218-2 (Cont.)

Issuer	Coupon	Maturity	Type	S&P	Moody's	CUSIP	Par Value	Original Cost	MV w/o Accrued*	Accr Income	Yld Mat
U.S. Treasury Note	2.750	5/31/2029	Tsy	AA+	Aaa	91282CES6	40,000,000	39,414,007	37,787,500	553,022	3.058
U.S. Treasury Note	2.750	5/31/2029	Tsy	AA+	Aaa	91282CES6	25,000,000	24,640,149	23,617,188	345,639	3.057
U.S. Treasury Note	2.750	5/31/2029	Tsy	AA+	Aaa	91282CES6	20,000,000	19,716,925	18,893,750	276,511	3.057
U.S. Treasury Note	4.250	6/30/2029	Tsy	AA+	Aaa	91282CKX8	45,000,000	44,915,625	45,265,430	800,340	4.292
U.S. Treasury Note	4.250	6/30/2029	Tsy	AA+	Aaa	91282CKX8	80,000,000	80,815,625	80,471,875	1,422,826	4.019
U.S. Treasury Note	3.250	6/30/2029	Tsy	AA+	Aaa	91282CEV9	25,000,000	25,657,525	24,112,305	340,014	2.693
FFCB Note	1.000	7/9/2029	Agy	AA+	Aaa	3133ELS96	10,000,000	9,994,639	8,685,172	39,444	1.011
Eli Lilly	4.200	8/14/2029	Corp	A+	A1	532457CQ9	10,000,000	9,978,100	9,911,383	124,833	4.249
U.S. Treasury Note	1.625	8/15/2029	Tsy	AA+	Aaa	91282YB0	30,000,000	31,281,899	26,889,844	143,071	0.786
U.S. Treasury Note	1.625	8/15/2029	Tsy	AA+	Aaa	91282YB0	45,000,000	46,894,542	40,334,766	214,606	0.786
U.S. Treasury Note	1.625	8/15/2029	Tsy	AA+	Aaa	91282YB0	10,000,000	10,440,225	8,963,281	47,690	0.749
U.S. Treasury Note	1.625	8/15/2029	Tsy	AA+	Aaa	91282YB0	45,000,000	45,457,245	40,334,766	214,606	1.419
U.S. Treasury Note	1.625	8/15/2029	Tsy	AA+	Aaa	91282YB0	30,000,000	30,299,462	26,889,844	143,071	1.419
U.S. Treasury Note	3.625	8/31/2029	Tsy	AA+	Aaa	91282CLK5	15,000,000	15,054,492	14,701,172	138,191	3.545
U.S. Treasury Note	3.875	9/30/2029	Tsy	AA+	Aaa	91282CFL0	40,000,000	40,189,934	39,598,438	264,011	3.772
U.S. Treasury Note	4.000	10/31/2029	Tsy	AA+	Aaa	91282CFT3	75,000,000	74,545,555	74,671,875	256,906	4.130
U.S. Treasury Note	4.000	10/31/2029	Tsy	AA+	Aaa	91282CFT3	25,000,000	24,948,962	24,890,625	85,635	4.043
U.S. Treasury Note	4.000	10/31/2029	Tsy	AA+	Aaa	91282CFT3	10,000,000	9,878,865	9,956,250	34,254	4.263
U.S. Treasury Note	4.000	10/31/2029	Tsy	AA+	Aaa	91282CFT3	25,000,000	24,528,167	24,890,625	85,635	4.411
Mercedes	5.100	11/15/2029	Corp	A	A2	58769JBA4	15,000,000	14,988,900	15,156,699	34,000	5.615
U.S. Treasury Note	1.750	11/15/2029	Tsy	AA+	Aaa	91282YS3	50,000,000	49,946,677	44,867,188	38,674	1.772
State Street Bank	4.782	11/23/2029	Corp	AA-	Aa2	857449AE2	10,000,000	10,000,000	10,076,645	7,970	4.782
U.S. Treasury Note	3.875	11/30/2029	Tsy	AA+	Aaa	91282CFY2	40,000,000	39,973,195	39,590,625	779,258	3.890
Total		2.765					7,400,654,351	7,443,820,015	7,150,181,712	57,209,664	2.782

Portfolio: Extended Reserve 9218-5

Date: 11/29/24

Issuer	Coupon	Maturity	Type	S&P	Moody's	CUSIP	Par Value	Original Cost	MV w/o Accrued*	Accr Income	Yld Mat
Bk of New York Mellon - Sweep	4.510	12/2/2024	MMF	AAAm	Aaa-mf		10,344,184	10,344,184	10,344,184	3,757	4.573
U.S. Treasury Note	1.750	11/15/2029	Tsy	AA+	Aaa	91282YS3	38,000,000	37,919,844	34,099,063	29,392	1.773
U.S. Treasury Note	1.750	11/15/2029	Tsy	AA+	Aaa	91282YS3	31,000,000	33,591,406	27,817,656	23,978	0.790
U.S. Treasury Note	1.750	11/15/2029	Tsy	AA+	Aaa	91282YS3	50,000,000	51,238,281	44,867,188	38,674	1.438
U.S. Treasury Note	1.750	11/15/2029	Tsy	AA+	Aaa	91282YS3	30,000,000	31,539,844	26,920,313	23,204	1.100
U.S. Treasury Note	3.875	11/30/2029	Tsy	AA+	Aaa	91282CFY2	30,000,000	30,171,094	29,692,969	584,444	3.755

*MV w/o Accrued includes the Bank of New York Mellon accrued interest for treasury bills, discount notes, and commercial paper. Original Cost does not include accrued interest.

Portfolio: Extended Reserve 9218-5 (Cont.)

Issuer	Coupon	Maturity	Type	S&P	Moody's	CUSIP	Par Value	Original Cost	MV w/o Accrued*	Accr Income	Yld Mat
U.S. Treasury Note	1.500	2/15/2030	Tsy	AA+	Aaa	912828Z94	1,000,000	1,048,203	878,750	4,402	0.990
U.S. Treasury Note	1.500	2/15/2030	Tsy	AA+	Aaa	912828Z94	5,000,000	5,388,672	4,393,750	22,011	0.684
U.S. Treasury Note	1.500	2/15/2030	Tsy	AA+	Aaa	912828Z94	4,000,000	4,343,438	3,515,000	17,609	0.602
U.S. Treasury Note	1.500	2/15/2030	Tsy	AA+	Aaa	912828Z94	15,000,000	16,081,641	13,181,250	66,033	0.738
U.S. Treasury Note	1.500	2/15/2030	Tsy	AA+	Aaa	912828Z94	9,000,000	9,738,281	7,908,750	39,620	0.638
U.S. Treasury Note	1.500	2/15/2030	Tsy	AA+	Aaa	912828Z94	11,000,000	11,959,922	9,666,250	48,424	0.582
U.S. Treasury Note	1.500	2/15/2030	Tsy	AA+	Aaa	912828Z94	10,000,000	10,734,766	8,787,500	44,022	0.720
U.S. Treasury Note	1.500	2/15/2030	Tsy	AA+	Aaa	912828Z94	10,000,000	10,442,969	8,787,500	44,022	0.986
U.S. Treasury Note	1.500	2/15/2030	Tsy	AA+	Aaa	912828Z94	65,000,000	65,076,172	57,118,750	286,141	1.486
U.S. Treasury Note	1.500	2/15/2030	Tsy	AA+	Aaa	912828Z94	20,000,000	20,228,906	17,575,000	88,043	1.359
U.S. Treasury Note	3.500	4/30/2030	Tsy	AA+	Aaa	91282CGZ8	20,000,000	20,017,188	19,414,063	59,945	3.486
FFCB Note	1.300	5/13/2030	Agy	AA+	Aaa	3133ELYY4	15,000,000	15,012,240	12,905,233	9,750	1.291
U.S. Treasury Note	0.625	5/15/2030	Tsy	AA+	Aaa	912828ZQ6	20,000,000	19,935,938	16,621,094	5,525	0.658
U.S. Treasury Note	0.625	5/15/2030	Tsy	AA+	Aaa	912828ZQ6	5,000,000	4,883,203	4,155,273	1,381	0.871
U.S. Treasury Note	0.625	5/15/2030	Tsy	AA+	Aaa	912828ZQ6	10,000,000	9,976,953	8,310,547	2,762	0.649
U.S. Treasury Note	0.625	5/15/2030	Tsy	AA+	Aaa	912828ZQ6	12,000,000	11,935,313	9,972,656	3,315	0.682
U.S. Treasury Note	3.750	6/30/2030	Tsy	AA+	Aaa	91282CHJ3	20,000,000	19,739,063	19,639,844	313,859	3.965
FNMA Note	0.875	8/5/2030	Agy	AA+	Aaa	3135G05Q2	10,000,000	9,924,800	8,349,567	28,194	0.954
FNMA Note	0.875	8/5/2030	Agy	AA+	Aaa	3135G05Q2	10,000,000	9,924,800	8,349,567	28,194	0.954
FNMA Note	0.875	8/5/2030	Agy	AA+	Aaa	3135G05Q2	20,000,000	19,783,800	16,699,134	56,389	0.989
U.S. Treasury Note	0.625	8/15/2030	Tsy	AA+	Aaa	91282CAE1	18,000,000	17,875,547	14,831,016	33,016	0.697
U.S. Treasury Note	0.625	8/15/2030	Tsy	AA+	Aaa	91282CAE1	5,000,000	4,968,359	4,119,727	9,171	0.691
U.S. Treasury Note	0.625	8/15/2030	Tsy	AA+	Aaa	91282CAE1	16,000,000	15,919,375	13,183,125	29,348	0.677
U.S. Treasury Note	0.625	8/15/2030	Tsy	AA+	Aaa	91282CAE1	20,000,000	19,889,063	16,478,906	36,685	0.683
U.S. Treasury Note	4.125	8/31/2030	Tsy	AA+	Aaa	91282CHW4	80,000,000	79,625,000	79,996,875	838,674	4.203
U.S. Treasury Note	4.125	8/31/2030	Tsy	AA+	Aaa	91282CHW4	40,000,000	40,192,188	39,998,438	419,337	4.035
U.S. Treasury Note	4.625	9/30/2030	Tsy	AA+	Aaa	91282CHZ7	25,000,000	24,854,492	25,643,555	196,944	4.724
U.S. Treasury Note	4.625	9/30/2030	Tsy	AA+	Aaa	91282CHZ7	40,000,000	41,284,375	41,029,688	315,110	4.031
U.S. Treasury Note	4.875	10/31/2030	Tsy	AA+	Aaa	91282CJG7	20,000,000	20,011,719	20,781,250	83,494	4.865
U.S. Treasury Note	4.875	10/31/2030	Tsy	AA+	Aaa	91282CJG7	55,000,000	55,565,039	57,148,438	229,610	4.690
U.S. Treasury Note	0.875	11/15/2030	Tsy	AA+	Aaa	91282CAV3	50,000,000	50,136,719	41,582,032	19,337	0.846
U.S. Treasury Note	0.875	11/15/2030	Tsy	AA+	Aaa	91282CAV3	21,000,000	20,922,070	17,464,453	8,122	0.914
U.S. Treasury Note	4.375	11/30/2030	Tsy	AA+	Aaa	91282CJM4	100,000,000	100,070,313	101,308,594	2,199,519	4.363
U.S. Treasury Note	3.750	12/31/2030	Tsy	AA+	Aaa	91282CJQ5	15,000,000	14,875,781	14,701,172	235,394	3.886
U.S. Treasury Note	4.000	1/31/2031	Tsy	AA+	Aaa	91282CJX0	40,000,000	40,204,688	39,723,438	534,783	3.916
U.S. Treasury Note	1.125	2/15/2031	Tsy	AA+	Aaa	91282CBL4	61,000,000	58,950,781	51,242,383	201,399	1.489

*MV w/o Accrued includes the Bank of New York Mellon accrued interest for treasury bills, discount notes, and commercial paper. Original Cost does not include accrued interest.

Portfolio: Extended Reserve 9218-5 (Cont.)

Issuer	Coupon	Maturity	Type	S&P	Moody's	CUSIP	Par Value	Original Cost	MV w/o Accrued*	Accr Income	Yld Mat
U.S. Treasury Note	1.125	2/15/2031	Tsy	AA+	Aaa	91282CBL4	15,000,000	14,194,922	12,600,586	49,524	1.718
U.S. Treasury Note	1.125	2/15/2031	Tsy	AA+	Aaa	91282CBL4	5,000,000	4,772,461	4,200,195	16,508	1.630
U.S. Treasury Note	4.250	2/28/2031	Tsy	AA+	Aaa	91282CKC4	50,000,000	49,978,516	50,322,266	540,055	4.257
U.S. Treasury Note	4.625	4/30/2031	Tsy	AA+	Aaa	91282CKN0	30,000,000	29,905,078	30,827,344	118,819	4.679
U.S. Treasury Note	1.625	5/15/2031	Tsy	AA+	Aaa	91282CCB5	65,000,000	64,824,805	55,851,758	46,685	1.654
U.S. Treasury Note	1.625	5/15/2031	Tsy	AA+	Aaa	91282CCB5	25,000,000	25,079,102	21,481,445	17,956	1.590
U.S. Treasury Note	1.625	5/15/2031	Tsy	AA+	Aaa	91282CCB5	10,000,000	10,010,547	8,592,578	7,182	1.613
U.S. Treasury Note	1.625	5/15/2031	Tsy	AA+	Aaa	91282CCB5	15,000,000	15,545,508	12,888,867	10,773	1.229
U.S. Treasury Note	1.625	5/15/2031	Tsy	AA+	Aaa	91282CCB5	26,000,000	26,274,219	22,340,703	18,674	1.507
U.S. Treasury Note	1.625	5/15/2031	Tsy	AA+	Aaa	91282CCB5	10,000,000	10,101,172	8,592,578	7,182	1.509
FFCB Note	3.150	6/2/2031	Agy	AA+	Aaa	3133ENXY1	20,000,000	19,826,200	18,677,612	313,250	3.262
U.S. Treasury Note	1.250	8/15/2031	Tsy	AA+	Aaa	91282CCS8	60,000,000	59,798,438	49,940,625	220,109	1.286
U.S. Treasury Note	1.250	8/15/2031	Tsy	AA+	Aaa	91282CCS8	50,000,000	48,566,406	41,617,188	183,424	1.567
FFCB Note	1.400	8/25/2031	Agy	AA+	Aaa	3133EM3H3	14,750,000	14,743,215	12,240,973	55,067	1.405
TVA Note	1.500	9/15/2031	Agy	AA+	Aaa	880591EX6	10,000,000	9,998,200	8,387,453	31,667	1.502
U.S. Treasury Note	3.625	9/30/2031	Tsy	AA+	Aaa	91282CLM1	50,000,000	49,966,797	48,500,000	308,723	3.636
U.S. Treasury Note	4.125	10/31/2031	Tsy	AA+	Aaa	91282CLU3	40,000,000	39,692,188	39,981,250	141,298	4.253
U.S. Treasury Note	1.375	11/15/2031	Tsy	AA+	Aaa	91282CDJ7	52,000,000	51,540,938	43,367,188	31,602	1.471
U.S. Treasury Note	1.375	11/15/2031	Tsy	AA+	Aaa	91282CDJ7	35,000,000	33,718,945	29,189,453	21,271	1.784
U.S. Treasury Note	1.875	2/15/2032	Tsy	AA+	Aaa	91282CDY4	15,000,000	15,003,516	12,890,039	82,541	1.872
U.S. Treasury Note	2.875	5/15/2032	Tsy	AA+	Aaa	91282CEP2	40,000,000	39,473,438	36,739,062	50,829	3.029
U.S. Treasury Note	2.875	5/15/2032	Tsy	AA+	Aaa	91282CEP2	25,000,000	25,505,859	22,961,914	31,768	2.639
U.S. Treasury Note	2.875	5/15/2032	Tsy	AA+	Aaa	91282CEP2	15,000,000	15,311,719	13,777,148	19,061	2.632
U.S. Treasury Note	2.750	8/15/2032	Tsy	AA+	Aaa	91282CFF3	30,000,000	29,055,469	27,229,688	242,120	3.120
U.S. Treasury Note	2.750	8/15/2032	Tsy	AA+	Aaa	91282CFF3	35,000,000	32,180,859	31,767,969	282,473	3.733
U.S. Treasury Note	2.750	8/15/2032	Tsy	AA+	Aaa	91282CFF3	20,000,000	17,919,531	18,153,125	161,413	4.047
FFCB Note	3.500	9/1/2032	Agy	AA+	Aaa	3133ENJ92	10,000,000	9,921,300	9,392,737	87,500	3.594
U.S. Treasury Note	4.125	11/15/2032	Tsy	AA+	Aaa	91282CFV8	25,000,000	25,722,656	24,964,844	45,580	3.774
U.S. Treasury Note	4.125	11/15/2032	Tsy	AA+	Aaa	91282CFV8	45,000,000	45,894,727	44,936,719	82,044	3.880
U.S. Treasury Note	4.125	11/15/2032	Tsy	AA+	Aaa	91282CFV8	35,000,000	36,673,438	34,950,781	63,812	3.542
U.S. Treasury Note	4.125	11/15/2032	Tsy	AA+	Aaa	91282CFV8	15,000,000	15,205,078	14,978,906	27,348	3.953
U.S. Treasury Note	4.125	11/15/2032	Tsy	AA+	Aaa	91282CFV8	10,000,000	10,217,969	9,985,938	18,232	3.845
U.S. Treasury Note	4.125	11/15/2032	Tsy	AA+	Aaa	91282CFV8	25,000,000	25,323,242	24,964,844	45,580	3.957
U.S. Treasury Note	3.500	2/15/2033	Tsy	AA+	Aaa	91282CGM7	20,000,000	19,949,219	19,071,875	205,435	3.530
U.S. Treasury Note	3.500	2/15/2033	Tsy	AA+	Aaa	91282CGM7	40,000,000	40,203,125	38,143,750	410,870	3.438
U.S. Treasury Note	3.500	2/15/2033	Tsy	AA+	Aaa	91282CGM7	35,000,000	34,526,953	33,375,781	359,511	3.666

*MV w/o Accrued includes the Bank of New York Mellon accrued interest for treasury bills, discount notes, and commercial paper. Original Cost does not include accrued interest.

Portfolio: Extended Reserve 9218-5 (Cont.)

Issuer	Coupon	Maturity	Type	S&P	Moody's	CUSIP	Par Value	Original Cost	MV w/o Accrued*	Accr Income	Yld Mat
FFCB Note	4.500	8/8/2033	Agy	AA+	Aaa	3133EPSE6	12,000,000	11,926,320	12,004,351	169,500	4.577
FFCB Note	4.500	8/8/2033	Agy	AA+	Aaa	3133EPSE6	13,000,000	12,916,150	13,004,714	183,625	4.581
U.S. Treasury Note	3.875	8/15/2033	Tsy	AA+	Aaa	91282CHT1	25,000,000	24,554,688	24,434,570	284,307	4.094
U.S. Treasury Note	3.875	8/15/2033	Tsy	AA+	Aaa	91282CHT1	100,000,000	94,593,750	97,738,281	1,137,228	4.561
U.S. Treasury Note	3.875	8/15/2033	Tsy	AA+	Aaa	91282CHT1	35,000,000	32,359,961	34,208,398	398,030	4.851
U.S. Treasury Note	4.500	11/15/2033	Tsy	AA+	Aaa	91282CJJ1	25,000,000	25,315,430	25,573,242	49,724	4.342
U.S. Treasury Note	4.500	11/15/2033	Tsy	AA+	Aaa	91282CJJ1	5,000,000	5,252,734	5,114,648	9,945	3.878
U.S. Treasury Note	4.500	11/15/2033	Tsy	AA+	Aaa	91282CJJ1	5,000,000	5,219,922	5,114,648	9,945	3.953
U.S. Treasury Note	4.500	11/15/2033	Tsy	AA+	Aaa	91282CJJ1	10,000,000	9,869,922	10,229,297	19,890	4.670
U.S. Treasury Note	4.000	2/15/2034	Tsy	AA+	Aaa	91282CJZ5	50,000,000	49,060,547	49,246,094	586,957	4.233
U.S. Treasury Note	4.000	2/15/2034	Tsy	AA+	Aaa	91282CJZ5	55,000,000	54,067,578	54,170,703	645,652	4.211
FHLB Note	4.375	3/10/2034	Agy	AA+	Aaa	3130AYW85	25,000,000	24,789,000	24,907,094	246,094	4.480
U.S. Treasury Note	4.375	5/15/2034	Tsy	AA+	Aaa	91282CKQ3	38,000,000	37,605,156	38,516,563	73,481	4.505
U.S. Treasury Note	4.375	5/15/2034	Tsy	AA+	Aaa	91282CKQ3	65,000,000	65,396,094	65,883,594	125,691	4.298
TVA Note	4.375	8/1/2034	Agy	AA+	Aaa	880591FB3	10,000,000	10,036,100	9,916,438	131,250	4.330
TVA Note	4.375	8/1/2034	Agy	AA+	Aaa	880591FB3	7,000,000	6,937,630	6,941,507	91,875	4.487
U.S. Treasury Note	3.875	8/15/2034	Tsy	AA+	Aaa	91282CLF6	40,000,000	40,000,000	38,975,000	454,891	3.875
U.S. Treasury Note	4.250	11/15/2034	Tsy	AA+	Aaa	91282CLW9	65,000,000	64,670,206	65,294,531	122,099	4.313
Total		7.005					2,695,094,184	2,687,523,364	2,528,362,792	16,359,101	3.139

Portfolio: Wastewater 208

Date: 11/29/24

Issuer	Coupon	Maturity	Type	S&P	Moody's	CUSIP	Par Value	Original Cost	MV w/o Accrued*	Accr Income	Yld Mat
Bk of New York Mellon - Sweep	4.510	12/2/2024	MMF	AAA-m	Aaa-mf		643	643	643	4	4.573
Toyota	0.000	12/2/2024	CP	A-1+	P-1	89233GM29	17,017,000	16,621,166	17,010,527	0	5.578
FHLB DN	0.000	12/2/2024	Agy	A-1+	P-1	313384R76	14,559,000	14,204,246	14,553,613	0	5.374
FNMA DN	0.000	12/2/2024	Agy	A-1+	P-1	313588R72	43,548,000	42,407,798	43,531,887	0	5.376
BNP Paribas	0.000	12/3/2024	CP	A-1	P-1	09659BM31	13,909,000	13,745,125	13,901,967	0	5.191
U.S. Treasury Bill	0.000	12/3/2024	Tsy	A-1+	P-1	912797ME4	2,470,000	2,439,274	2,469,704	0	5.123
BNP Paribas	0.000	12/10/2024	CP	A-1	P-1	09659BMA5	10,999,000	10,860,263	10,983,663	0	5.195
FHLB DN	0.000	12/17/2024	Agy	A-1+	P-1	313384T66	13,372,000	13,199,769	13,342,448	0	5.030
FHLB DN	0.000	12/23/2024	Agy	A-1+	P-1	313384U49	3,161,000	3,121,353	3,151,707	0	4.846
FHLB DN	0.000	12/23/2024	Agy	A-1+	P-1	313384U49	8,900,000	8,799,541	8,873,834	0	4.694
FHLB DN	0.000	1/7/2025	Agy	A-1+	P-1	313385AG1	8,212,000	8,113,675	8,172,829	0	4.672

*MV w/o Accrued includes the Bank of New York Mellon accrued interest for treasury bills, discount notes, and commercial paper. Original Cost does not include accrued interest.

Portfolio: Wastewater 208 (Cont.)

Issuer	Coupon	Maturity	Type	S&P	Moody's	CUSIP	Par Value	Original Cost	MV w/o Accrued*	Accr Income	Yld Mat
U.S. Treasury Bill	0.000	1/7/2025	Tsy	A-1+	P-1	912797MW4	3,423,000	3,381,632	3,407,699	0	4.620
John Deere	0.000	1/14/2025	CP	A-1	P-1	24422LNE9	6,118,000	6,048,907	6,082,363	0	4.803
Sumitomo Mitsui	0.000	1/14/2025	CP	A-1	P-1	86563GNE8	11,354,000	11,220,256	11,287,480	0	4.847
FHLMC DN	0.000	1/14/2025	Agy	A-1+	P-1	313397AP6	10,680,000	10,561,713	10,619,978	0	4.657
John Deere	0.000	1/17/2025	CP	A-1	P-1	24422CNH2	10,678,000	10,560,764	10,611,803	0	4.833
FHLB DN	0.000	1/24/2025	Agy	A-1+	P-1	313385AZ9	6,046,000	5,767,239	6,004,645	0	4.856
U.S. Treasury Bill	0.000	1/28/2025	Tsy	A-1+	P-1	912797MZ7	12,243,000	12,104,194	12,156,320	0	4.664
FHLB DN	0.000	1/31/2025	Agy	A-1+	P-1	313385BG0	23,380,000	23,190,973	23,199,974	0	4.570
Sumitomo Mitsui	0.000	2/4/2025	CP	A-1	P-1	86563GP48	11,799,000	11,673,183	11,697,823	0	4.748
FHLB DN	0.000	2/11/2025	Agy	A-1+	P-1	313385BT2	14,558,000	14,400,001	14,426,978	0	4.562
Societe Generale	0.000	2/14/2025	CP	A-1	P-1	83369BPE0	33,220,000	32,883,371	32,883,368	0	4.736
U.S. Treasury Note	2.000	2/15/2025	Tsy	AA+	Aaa	912828J27	14,700,000	14,949,785	14,620,643	86,283	1.792
IADB DN	0.000	2/18/2025	Supra	A-1+	P-1	45818LCA6	13,530,000	13,377,806	13,396,730	0	4.627
U.S. Treasury Bill	0.000	2/25/2025	Tsy	A-1+	P-1	912797NJ2	13,131,000	12,985,369	12,995,094	0	4.561
FHLB DN	0.000	5/15/2025	Agy	A-1+	P-1	313385FQ4	15,850,000	15,442,622	15,536,804	0	4.442
FHLB DN	0.000	5/28/2025	Agy	A-1+	P-1	313385GD2	12,314,000	11,906,304	12,051,712	0	4.590
U.S. Treasury Note	4.250	5/31/2025	Tsy	AA+	Aaa	91282CHD6	16,950,000	16,933,447	16,933,116	362,167	4.421
FFCB DN	0.000	6/2/2025	Agy	A-1+	P-1	313313GJ1	15,000,000	14,475,667	14,675,100	0	4.648
FHLB DN	0.000	6/2/2025	Agy	A-1+	P-1	313385GJ9	11,563,000	11,073,484	11,312,545	0	4.965
FHLB DN	0.000	6/2/2025	Agy	A-1+	P-1	313385GJ9	11,534,000	11,072,678	11,284,174	0	4.893
FHLB DN	0.000	6/2/2025	Agy	A-1+	P-1	313385GJ9	342,000	330,195	334,592	0	4.589
FHLB DN	0.000	6/2/2025	Agy	A-1+	P-1	313385GJ9	14,249,000	13,878,289	13,940,367	0	4.415
FHLB DN	0.000	6/2/2025	Agy	A-1+	P-1	313385GJ9	28,422,000	27,769,080	27,806,379	0	4.503
U.S. Treasury Note	4.625	3/15/2026	Tsy	AA+	Aaa	91282CGR6	4,789,000	4,888,147	4,807,894	47,113	3.876
U.S. Treasury Note	1.125	2/29/2028	Tsy	AA+	Aaa	91282CBP5	6,156,000	6,160,809	5,599,315	17,601	1.113
U.S. Treasury Note	1.500	2/15/2030	Tsy	AA+	Aaa	912828Z94	6,512,000	6,258,897	5,722,420	28,667	2.029
Total		0.333					464,688,643	456,807,665	459,388,140	541,833	4.640

Portfolio: LA MICLA 2016 STLIG 26U

Date: 11/29/24

Issuer	Coupon	Maturity	Type	S&P	Moody's	CUSIP	Par Value	Original Cost	MV w/o Accrued*	Accr Income	Yld Mat
Bk of New York Mellon - Sweep	4.510	12/2/2024	MMF	AAAm	Aaa-mf		133,183	133,183	133,183	498	4.573
Total		0.008					133,183	133,183	133,183	498	4.573

*MV w/o Accrued includes the Bank of New York Mellon accrued interest for treasury bills, discount notes, and commercial paper. Original Cost does not include accrued interest.

Portfolio: LA MICLA 2017 STLIG 26Y
Date: 11/29/24

Issuer	Coupon	Maturity	Type	S&P	Moody's	CUSIP	Par Value	Original Cost	MV w/o Accrued*	Accr Income	Yld Mat
Bk of New York Mellon - Sweep	4.510	12/2/2024	MMF	AAAm	Aaa-mf		3,938,000	3,938,000	3,938,000	14,725	4.573
Total		0.008					3,938,000	3,938,000	3,938,000	14,725	4.573

Portfolio: Batiquitos LT 72W
Date: 11/29/24

Issuer	Coupon	Maturity	Type	S&P	Moody's	CUSIP	Par Value	Original Cost	MV w/o Accrued*	Accr Income	Yld Mat
Bk of New York Mellon - Sweep	4.510	12/2/2024	MMF	AAAm	Aaa-mf		240,308	240,308	240,308	899	4.573
U.S. Treasury Note	0.750	3/31/2026	Tsy	AA+	Aaa	91282CBT7	286,000	285,084	273,018	365	0.816
FNMA Note	2.125	4/24/2026	Agy	AA+	Aaa	3135G0K36	6,342,000	6,025,369	6,169,601	13,851	2.732
FNMA Note	2.125	4/24/2026	Agy	AA+	Aaa	3135G0K36	70,000	67,642	68,097	153	2.546
FNMA Note	2.125	4/24/2026	Agy	AA+	Aaa	3135G0K36	71,000	68,672	69,070	155	2.557
FNMA Note	2.125	4/24/2026	Agy	AA+	Aaa	3135G0K36	74,000	68,751	71,988	162	3.135
FNMA Note	2.125	4/24/2026	Agy	AA+	Aaa	3135G0K36	75,000	69,725	72,961	164	3.187
FNMA Note	2.125	4/24/2026	Agy	AA+	Aaa	3135G0K36	72,000	70,128	70,043	157	2.533
U.S. Treasury Note	4.625	9/15/2026	Tsy	AA+	Aaa	91282CHY0	300,000	298,418	302,039	2,951	4.818
Total		1.368					7,530,308	7,194,098	7,337,126	18,857	2.810

Portfolio: Harbor Emergency FD 751
Date: 11/29/24

Issuer	Coupon	Maturity	Type	S&P	Moody's	CUSIP	Par Value	Original Cost	MV w/o Accrued*	Accr Income	Yld Mat
Bk of New York Mellon - Sweep	4.510	12/2/2024	MMF	AAAm	Aaa-mf		87,298	87,298	87,298	327	4.573
U.S. Treasury Note	4.500	12/2/2024	Tsy	AA+	Aaa	91282CFX4	25,000,000	24,834,961	25,000,000	562,500	5.186
U.S. Treasury Note	4.875	11/30/2025	Tsy	AA+	Aaa	91282CJL6	10,300,000	10,344,258	10,350,213	252,442	4.648
U.S. Treasury Note	4.875	5/31/2026	Tsy	AA+	Aaa	91282CKS9	15,320,000	15,300,252	15,451,656	375,477	4.943
U.S. Treasury Note	4.875	5/31/2026	Tsy	AA+	Aaa	91282CKS9	812,000	811,778	818,978	19,901	4.889
U.S. Treasury Note	4.000	1/31/2029	Tsy	AA+	Aaa	91282CJW2	3,500,000	3,455,430	3,484,414	46,793	4.288
U.S. Treasury Note	4.000	1/31/2029	Tsy	AA+	Aaa	91282CJW2	177,000	174,732	176,212	2,366	4.290
Total		0.908					55,196,298	55,008,708	55,368,771	1,259,806	4.953

*MV w/o Accrued includes the Bank of New York Mellon accrued interest for treasury bills, discount notes, and commercial paper. Original Cost does not include accrued interest.

Portfolio: Harbor Foods Restoration 70L
Date: 11/29/24

Issuer	Coupon	Maturity	Type	S&P	Moody's	CUSIP	Par Value	Original Cost	MV w/o Accrued*	Accr Income	Yld Mat
Bk of New York Mellon - Sweep	4.510	12/2/2024	MMF	AAAm	Aaa-mf		860	860	860	4	4.573
U.S. Treasury Note	4.875	5/31/2026	Tsy	AA+	Aaa	91282CKS9	648,000	648,582	653,569	15,882	4.827
Total		1.499					648,860	649,442	654,428	15,886	4.827

Portfolio: City of LA DWP PRB 2010C J7D
Date: 11/29/24

Issuer	Coupon	Maturity	Type	S&P	Moody's	CUSIP	Par Value	Original Cost	MV w/o Accrued*	Accr Income	Yld Mat
Bk of New York Mellon - Sweep	4.510	12/2/2024	MMF	AAAm	Aaa-mf		4,199	4,199	4,199	15	4.573
U.S. Treasury Note	4.250	5/31/2025	Tsy	AA+	Aaa	91282CHD6	6,037,000	5,987,949	6,030,987	128,991	4.688
U.S. Treasury Note	0.750	3/31/2026	Tsy	AA+	Aaa	91282CBT7	504,000	502,425	481,123	644	0.815
FNMA Note	2.125	4/24/2026	Agy	AA+	Aaa	3135G0K36	10,720,000	9,978,262	10,428,590	23,413	2.978
FNMA Note	2.125	4/24/2026	Agy	AA+	Aaa	3135G0K36	118,000	113,965	114,792	258	2.553
FNMA Note	2.125	4/24/2026	Agy	AA+	Aaa	3135G0K36	5,024,000	4,963,586	4,887,429	10,973	2.279
FNMA Note	2.125	4/24/2026	Agy	AA+	Aaa	3135G0K36	174,000	168,921	169,270	380	2.509
FNMA Note	2.125	4/24/2026	Agy	AA+	Aaa	3135G0K36	5,126,000	4,983,343	4,986,656	11,195	2.496
FNMA Note	2.125	4/24/2026	Agy	AA+	Aaa	3135G0K36	242,000	224,979	235,422	529	3.126
FNMA Note	2.125	4/24/2026	Agy	AA+	Aaa	3135G0K36	5,315,000	4,977,179	5,170,518	11,608	3.041
FNMA Note	2.125	4/24/2026	Agy	AA+	Aaa	3135G0K36	7,000	6,555	6,810	15	3.041
FNMA Note	2.125	4/24/2026	Agy	AA+	Aaa	3135G0K36	305,000	283,549	296,709	666	3.187
FNMA Note	2.125	4/24/2026	Agy	AA+	Aaa	3135G0K36	5,288,000	4,983,914	5,144,252	11,549	3.002
FNMA Note	2.125	4/24/2026	Agy	AA+	Aaa	3135G0K36	354,000	344,796	344,377	773	2.533
FNMA Note	2.125	4/24/2026	Agy	AA+	Aaa	3135G0K36	4,962,000	4,984,061	4,827,114	10,837	2.055
U.S. Treasury Note	4.625	9/15/2026	Tsy	AA+	Aaa	91282CHY0	1,000,000	992,656	1,006,797	9,838	4.895
FNMA Note	1.875	9/24/2026	Agy	AA+	Aaa	3135G0Q22	5,300,000	5,300,954	5,089,073	18,495	1.872
FNMA Note	1.875	9/24/2026	Agy	AA+	Aaa	3135G0Q22	5,547,000	5,965,688	5,326,243	19,357	0.574
U.S. Treasury Note	1.125	2/28/2027	Tsy	AA+	Aaa	912828ZB9	4,940,000	4,990,365	4,621,602	14,124	0.941
U.S. Treasury Note	4.250	3/15/2027	Tsy	AA+	Aaa	91282CKE0	1,449,000	1,439,095	1,451,773	13,099	4.499
U.S. Treasury Note	0.500	5/31/2027	Tsy	AA+	Aaa	912828ZS2	5,025,000	5,001,249	4,594,146	12,632	0.575
U.S. Treasury Note	0.500	5/31/2027	Tsy	AA+	Aaa	912828ZS2	5,672,000	5,432,491	5,185,670	14,258	1.304
U.S. Treasury Note	2.625	5/31/2027	Tsy	AA+	Aaa	91282CET4	6,000,000	5,769,141	5,785,313	79,183	3.476

*MV w/o Accrued includes the Bank of New York Mellon accrued interest for treasury bills, discount notes, and commercial paper. Original Cost does not include accrued interest.

Portfolio: City of LA DWP PRB 2010C J7D (Cont.)

Issuer	Coupon	Maturity	Type	S&P	Moody's	CUSIP	Par Value	Original Cost	MV w/o Accrued*	Accr Income	Yld Mat
U.S. Treasury Note	2.625	5/31/2027	Tsy	AA+	Aaa	91282CET4	840,000	779,723	809,944	11,086	4.363
U.S. Treasury Note	2.625	5/31/2027	Tsy	AA+	Aaa	91282CET4	5,743,000	5,492,865	5,537,508	75,791	3.693
U.S. Treasury Note	2.625	5/31/2027	Tsy	AA+	Aaa	91282CET4	1,327,000	1,281,799	1,279,518	17,513	4.016
U.S. Treasury Note	4.625	6/15/2027	Tsy	AA+	Aaa	91282CKV2	5,500,000	5,525,352	5,564,453	117,457	4.458
Total		1.808					92,523,199	90,479,062	89,380,289	614,677	2.680

Portfolio: City of LA DWP PWRB 2024D J9K

Date: 11/29/24

Issuer	Coupon	Maturity	Type	S&P	Moody's	CUSIP	Par Value	Original Cost	MV w/o Accrued*	Accr Income	Yld Mat
Bk of New York Mellon - Sweep	4.510	12/2/2024	MMF	AAAm	Aaa-mf		60,727,375	60,727,375	60,727,375	15,195	4.573
Total		0.008					60,727,375	60,727,375	60,727,375	15,195	4.573

Portfolio: LA City MICLA19 ST LGT FIN 27F

Date: 11/29/24

Issuer	Coupon	Maturity	Type	S&P	Moody's	CUSIP	Par Value	Original Cost	MV w/o Accrued*	Accr Income	Yld Mat
Bk of New York Mellon - Sweep	4.510	12/2/2024	MMF	AAAm	Aaa-mf		5,228,001	5,228,001	5,228,001	19,701	4.573
Total		0.008					5,228,001	5,228,001	5,228,001	19,701	4.573

Portfolio: LA City MICLA20 STLGTS FIN 27J

Date: 11/29/24

Issuer	Coupon	Maturity	Type	S&P	Moody's	CUSIP	Par Value	Original Cost	MV w/o Accrued*	Accr Income	Yld Mat
Bk of New York Mellon - Sweep	4.510	12/2/2024	MMF	AAAm	Aaa-mf		3,967,439	3,967,439	3,967,439	14,935	4.573
Total		0.008					3,967,439	3,967,439	3,967,439	14,935	4.573

*MV w/o Accrued includes the Bank of New York Mellon accrued interest for treasury bills, discount notes, and commercial paper. Original Cost does not include accrued interest.

Portfolio: City of LA TRAN NOTE PROCEED FD 121
Date: 11/29/24

Issuer	Coupon	Maturity	Type	S&P	Moody's	CUSIP	Par Value	Original Cost	MV w/o Accrued*	Accr Income	Yld Mat
Bk of New York Mellon - Sweep	4.510	12/2/2024	MMF	AAAm	Aaa-mf		521	521	521	2	4.573
Total		0.008					521	521	521	2	4.573

Portfolio: COL SLD WAS RES RB 2023 FD 66W
Date: 11/29/24

Issuer	Coupon	Maturity	Type	S&P	Moody's	CUSIP	Par Value	Original Cost	MV w/o Accrued*	Accr Income	Yld Mat
Bk of New York Mellon - Sweep	4.510	12/2/2024	MMF	AAAm	Aaa-mf		13,083,621	13,083,621	13,083,621	16,900	4.573
FHLB Note	5.110	3/28/2025	Agy	AA+	Aaa	3130AWRK8	20,030,000	20,030,000	20,063,943	179,118	5.114
U.S. Treasury Note	4.625	6/30/2025	Tsy	AA+	Aaa	91282CHL8	17,515,000	17,411,005	17,534,499	338,996	4.950
FHLB Note	4.880	9/26/2025	Agy	AA+	Aaa	3130AWRM4	19,010,000	19,010,000	19,079,311	316,960	4.883
FHLB Note	4.750	12/26/2025	Agy	AA+	Aaa	3130AWRL6	21,250,000	21,250,000	21,342,169	344,870	4.752
U.S. Treasury Note	4.625	3/15/2026	Tsy	AA+	Aaa	91282CGR6	18,390,000	18,384,971	18,462,554	180,915	4.634
U.S. Treasury Note	4.125	6/15/2026	Tsy	AA+	Aaa	91282CHH7	16,860,000	16,663,080	16,827,070	321,135	4.560
Total		0.833					126,138,621	125,832,678	126,393,168	1,698,895	4.795

Portfolio: City of LA DWP WRB 2024A M3L
Date: 11/29/24

Issuer	Coupon	Maturity	Type	S&P	Moody's	CUSIP	Par Value	Original Cost	MV w/o Accrued*	Accr Income	Yld Mat
Bk of New York Mellon - Sweep	4.510	12/2/2024	MMF	AAAm	Aaa-mf		2,697	2,697	2,697	4	4.573
U.S. Treasury Bill	0.000	12/26/2024	Tsy	A-1+	P-1	912796ZV4	36,968,000	36,695,453	36,855,987	0	4.739
U.S. Treasury Bill	0.000	1/30/2025	Tsy	A-1+	P-1	912797LZ8	41,164,000	40,839,254	40,863,914	0	4.598
Total		0.124					78,134,697	77,537,404	77,722,598	4	4.665

*MV w/o Accrued includes the Bank of New York Mellon accrued interest for treasury bills, discount notes, and commercial paper. Original Cost does not include accrued interest.

MONTHLY TRANSACTIONS

Portfolio: Reserve 9218-2

Issuer	Side	Type	CUSIP	Trade Date	Settlement Date	Maturity Date	Par Value
U.S. Treasury Note	Buy	Tsy	91282CLX7	11/5/2024	11/15/2024	11/15/2027	30,000,000
U.S. Treasury Bill	Buy	Tsy	912797HP5	11/12/2024	11/13/2024	11/29/2024	20,000,000
Mercedes-Benz	Buy	Corp	58769JBA4	11/12/2024	11/15/2024	11/15/2029	15,000,000
Caterpillar	Buy	Corp	14913UAS9	11/12/2024	11/15/2024	11/15/2027	12,000,000
PACCAR	Buy	Corp	69371RT55	11/18/2024	11/25/2024	11/25/2026	10,000,000
U.S. Treasury Bill	Buy	Tsy	912797HP5	11/20/2024	11/21/2024	11/29/2024	40,000,000
State Street	Buy	Corp	857449AC6	11/20/2024	11/25/2024	11/25/2026	15,000,000
State Street	Buy	Corp	857449AE2	11/20/2024	11/25/2024	11/23/2029	10,000,000
U.S. Treasury Note	Transfer Out	Tsy	91282CJE2	11/29/2024	11/29/2024	10/31/2025	35,000,000
Pepsico	Transfer Out	Corp	713448FV5	11/29/2024	11/29/2024	11/10/2025	10,000,000
Bristol-Myers Squibb	Transfer Out	Corp	110122DN5	11/29/2024	11/29/2024	11/13/2025	10,000,000
U.S. Treasury Note	Transfer Out	Tsy	91282CFW6	11/29/2024	11/29/2024	11/15/2025	10,000,000
M & T Corp	Transfer Out	Corp	55279HAT7	11/29/2024	11/29/2024	11/21/2025	20,000,000
U.S. Treasury Note	Transfer Out	Tsy	91282CJL6	11/29/2024	11/29/2024	11/30/2025	45,000,000
U.S. Treasury Note	Transfer In	Tsy	912828YS3	11/29/2024	11/29/2024	11/15/2029	50,000,000
U.S. Treasury Note	Transfer In	Tsy	91282CFY2	11/29/2024	11/29/2024	11/30/2029	40,000,000

Portfolio: Core 9218-1

Issuer	Side	Type	Cusip	Trade Date	Settlement Date	Maturity Date	Par Value
Natl Securities Clearing	Buy	CP	63763PMD8	11/1/2024	11/1/2024	12/13/2024	39,184,000
FNMA DN	Buy	Agy	313588P66	11/1/2024	11/1/2024	11/15/2024	80,000,000
BNP Paribas	Buy	CP	09659BLF5	11/4/2024	11/4/2024	11/15/2024	75,000,000
FNMA DN	Buy	Agy	313588N68	11/4/2024	11/4/2024	11/7/2024	31,270,000
Siemens Capital	Buy	CP	82619TMS3	11/5/2024	11/5/2024	12/26/2024	57,589,000
BNP Paribas	Buy	CP	09659BL65	11/5/2024	11/5/2024	11/6/2024	30,000,000
UnitedHealth Group	Sell	Corp	91324PEN8	11/5/2024	11/6/2024	10/15/2025	7,000,000
Koch Companies	Buy	CP	50000MN85	11/6/2024	11/6/2024	1/8/2025	50,000,000
FHLMC DN	Buy	Agy	313396P56	11/6/2024	11/6/2024	11/14/2024	29,235,000
BNP Paribas	Buy	CP	09659BLT5	11/7/2024	11/7/2024	11/27/2024	51,215,000
Canadian Imperial Bank	Buy	CD	13606DBW1	11/8/2024	11/8/2024	11/25/2024	19,405,000
BNP Paribas	Buy	CP	09659BLF5	11/12/2024	11/12/2024	11/15/2024	41,257,000
Sumitomo Mitsui	Buy	CP	86563GMQ2	11/13/2024	11/13/2024	12/24/2024	89,475,000
Southern California Gas	Buy	CP	84243LLL6	11/14/2024	11/14/2024	11/20/2024	15,900,000
U.S. Treasury Bill	Buy	Tsy	912797MQ7	11/14/2024	11/14/2024	12/24/2024	29,940,000

Portfolio: Core 9218-1 (Cont.)

Issuer	Side	Type	Cusip	Trade Date	Settlement Date	Maturity Date	Par Value
Cargill	Buy	CP	14178LLJ7	11/15/2024	11/15/2024	11/18/2024	36,632,000
U.S. Treasury Bill	Buy	Tsy	912797LR6	11/15/2024	11/15/2024	1/2/2025	50,000,000
Sumitomo Mitsui	Buy	CP	86563GLT7	11/18/2024	11/18/2024	11/27/2024	63,000,000
BNP Paribas	Buy	CP	09659BLR9	11/19/2024	11/19/2024	11/25/2024	18,785,000
Cargill	Buy	CP	14178LLL2	11/19/2024	11/19/2024	11/20/2024	15,000,000
Cargill	Buy	CP	14178LLT5	11/19/2024	11/19/2024	11/27/2024	40,000,000
Canadian Imperial Bank	Buy	CD	13606DCF7	11/20/2024	11/20/2024	12/24/2024	75,700,000
BNP Paribas	Buy	CP	09659BLM0	11/20/2024	11/20/2024	11/21/2024	25,000,000
BNP Paribas	Buy	CP	09659BLR9	11/21/2024	11/21/2024	11/25/2024	14,500,000
Sumitomo Mitsui	Buy	CP	86563GMK5	11/22/2024	11/22/2024	12/19/2024	37,925,000
Canadian Imperial Bank	Buy	CD	13606DCJ9	11/22/2024	11/22/2024	12/13/2024	40,000,000
BNP Paribas	Buy	CP	09659BLS7	11/25/2024	11/25/2024	11/26/2024	3,721,000
BNP Paribas	Buy	CP	09659BLS7	11/25/2024	11/25/2024	11/26/2024	23,670,000
Canadian Imperial Bank	Buy	CD	13606DCN0	11/26/2024	11/26/2024	12/26/2024	82,730,000
BNP Paribas	Buy	CP	09659BLT5	11/26/2024	11/26/2024	11/27/2024	85,000,000
Sumitomo Mitsui	Buy	0	86563GM41	11/27/2024	11/27/2024	12/4/2024	110,798,000
U.S. Treasury Note	Transfer In	Tsy	91282CJE2	11/29/2024	11/29/2024	10/31/2025	35,000,000
Pepsico	Transfer In	Corp	713448FV5	11/29/2024	11/29/2024	11/10/2025	10,000,000
Bristol-Myers Squibb	Transfer In	Corp	110122DN5	11/29/2024	11/29/2024	11/13/2025	10,000,000
U.S. Treasury Note	Transfer In	Tsy	91282CFW6	11/29/2024	11/29/2024	11/15/2025	10,000,000
M & T Corp	Transfer In	Corp	55279HAT7	11/29/2024	11/29/2024	11/21/2025	20,000,000
U.S. Treasury Note	Transfer In	Tsy	91282CJL6	11/29/2024	11/29/2024	11/30/2025	45,000,000

Portfolio: Extended Reserve 9218-5

Issuer	Side	Type	Cusip	Trade Date	Settlement Date	Maturity Date	Par Value
U.S. Treasury Note	Transfer Out	Tsy	912828YS3	11/29/2024	11/29/2024	11/15/2029	50,000,000
U.S. Treasury Note	Transfer Out	Tsy	91282CFY2	11/29/2024	11/29/2024	11/30/2029	40,000,000

Portfolio: Wastewater 208

Issuer	Side	Type	Cusip	Trade Date	Settlement Date	Maturity Date	Par Value
U.S. Treasury Note	Buy	Tsy	91282CHD6	11/5/2024	11/5/2024	5/31/2025	16,950,000
Sumitomo Mitsui	Buy	CP	86563GP48	11/12/2024	11/12/2024	2/4/2025	11,799,000
FHLB DN	Buy	Agy	313385BT2	11/14/2024	11/14/2024	2/11/2025	14,558,000
IADB DN	Buy	Supra	45818LCA6	11/19/2024	11/19/2024	2/18/2025	13,530,000
FHLB DN	Buy	Agy	313385GJ9	11/21/2024	11/21/2024	6/2/2025	28,422,000

Portfolio: Wastewater 208 (Cont.)

Issuer	Side	Type	Cusip	Trade Date	Settlement Date	Maturity Date	Par Value
Societe Generale	Buy	CP	83369BPE0	11/26/2024	11/26/2024	2/14/2025	33,220,000
U.S. Treasury Bill	Buy	Tsy	912797NJ2	11/26/2024	11/26/2024	2/25/2025	13,131,000
FHLB DN	Buy	Agy	313385BG0	11/26/2024	11/26/2024	1/31/2025	23,380,000

Portfolio: COL SLD WAS RES RB 2023A FD 66W

Issuer	Side	Type	Cusip	Trade Date	Settlement Date	Maturity Date	Par Value
FHLB Note	Sell	Agy	3130AWRJ1	11/21/2024	11/21/2024	12/27/2024	16,155,000

Portfolio: DWP WRB 2024A M3L

Issuer	Side	Type	Cusip	Trade Date	Settlement Date	Maturity Date	Par Value
U.S. Treasury Bill	Buy	Tsy	912797LZ8	11/27/2024	11/27/2024	1/30/2025	41,164,000

**CITY OF LOS ANGELES
OFFICE OF FINANCE
AUTHORIZED DEALERS AND ISSUERS**

PRIMARY DEALERS

1. BANK OF MONTREAL, CHICAGO BRANCH
2. BANK OF NOVA SCOTIA, NEW YORK AGENCY
3. BARCLAYS CAPITAL INC
4. BNP PARIBAS SECURITIES CORP
5. BofA SECURITIES, INC
6. CANTOR FITZGERALD & CO
7. CITIGROUP GLOBAL MARKETS INC
8. DAIWA CAPITAL MARKETS AMERICA INC
9. DEUTSCHE BANK SECURITIES INC
10. HSBC SECURITIES (USA) INC
11. JEFFERIES LLC
12. JP MORGAN SECURITIES, INC

13. MIZUHO SECURITIES USA INC
14. MORGAN STANLEY & CO LLC
15. NATWEST MARKETS SECURITIES INC
16. NOMURA SECURITIES INTERNATIONAL, INC
17. RBC CAPITAL MARKETS, LLC
18. SANTANDER US CAPITAL MARKETS LLC
19. SOCIETE GENERALE, NEW YORK BRANCH
20. TD SECURITIES (USA) LLC
21. UBS SECURITIES LLC

SECONDARY DEALERS

1. ACADEMY SECURITIES, INC
2. BNY CAPITAL MARKETS LLC
3. CASTLEOAK SECURITIES LP
4. CIBC WORLD MARKETS CORP
5. LLOYDS SECURITIES, INC
6. LOOP CAPITAL
7. MARKETAXESS CORP
8. MESIROW FINANCIAL INC
9. MITSUBISHI UFJ SECURITIES (USA), INC
10. RAMIREZ AND CO
11. PIPER JAFFRAY CO
12. STIFEL, NICOLAUS & COMPANY, INC
13. SIEBERT WILLIAMS SHANK & CO
14. SMBC NIKKO SECURITIES AMERICA INC
15. US BANCORP

COMMERCIAL PAPER ISSUERS*

1. AIR PRODUCTS & CHEMICALS INC
2. ALPHABET INC
3. AMAZON.COM INC
4. APPLE INC
5. ARCHER-DANIELS-MIDLAND CO
6. BMW US CAPITAL LLC
7. BANK OF NEW YORK CO INC
8. BANK OF NOVA SCOTIA NY
9. BANK OF TOKYO-MIT UFJ NY
10. BNP PARIBAS NEW YORK
11. BRISTOL-MYERS SQUIBB
12. CANADIAN IMPERIAL HOLDING
13. CARGILL INC
14. CBA (DE) FINANCE
15. CHARLES SCHWAB CORP
16. CHEVRON CORP
17. CHEVRON FUNDING CORP
18. CISCO SYSTEMS
19. COCA-COLA CO
20. COLGATE-PALMOLIVE CO
21. CUMMINS INC
22. DEERE & CO
23. ELI LILLY & CO
24. EMERSON ELECTRIC CO
25. ESTEE LAUDER
26. EXXON MOBIL CORP
27. FLORIDA POWER & LIGHT CO

29. HARVARD UNIVERSITY
30. HERSHEY CO
31. HOME DEPOT INC
32. HONEYWELL INTERNATIONAL
33. HSBC USA INC
34. ING (US) FUNDING LLC
35. JOHNSON & JOHNSON
36. JP MORGAN SECURITIES, LLC
37. KENVUE INC
38. KOCH INDUSTRIES INC
39. KOMATSU FINANCE AMERICA
40. L'OREAL USA INC
41. MARS INC
42. MASS MUTUAL LIFE INSURANCE CO
43. MERCK & CO INC
44. METLIFE FUNDING INC
45. MICROSOFT CORP
46. MIZUHO BANK LTD/NY
47. NATL AUSTRALIA FDG (DE)
48. NATL SECURITIES CLEARING CORP
49. NESTLE CAPITAL CORP
50. NETJETS INC
51. NIKE INC
52. PACCAR FINANCIAL CORP
53. PEPSICO INC
54. PFIZER INC
55. PHILIP MORRIS INTL INC

57. PRAXAIR INC
58. PROCTER & GAMBLE CO
59. PRUDENTIAL FUNDING LLC
60. QUALCOM INC
61. RABOBANK USA FIN CORP
62. ROCHE HOLDINGS INC
63. ROYAL BANK OF CANADA NY
64. SIEMENS CAPITAL CO LLC
65. SOCIETE GENERALE N AMERICA INC
66. SOUTHERN CALIFORNIA GAS CO
67. STATE STREET CORP
68. SUMITOMO MITSUI TRUST NEW YORK
69. TARGET CORP
70. TEXAS INSTRUMENT
71. TORONTO DOMINION HOLDINGS U.S.A., INC
72. TOTALENERGIES HOLDINGS USA INC
73. TOYOTA MOTOR CREDIT CORP
74. UBS AMERICAS INC
75. UBS FINANCE (DE) INC
76. UNILEVER CAPITAL CORP
77. UNITED PARCEL SERV INC
78. UNITEDHEALTH GROUP INC
79. US BANCORP
80. USAA CAPITAL CORP
81. WALMART INC
82. WALT DISNEY CO

28. GOOGLE INC

56. PNC BANK NA

CORPORATE BOND ISSUERS**

- | | | |
|--|---|---|
| 1. ABBOTT LABORATORIES | 37. ELI LILLY & CO | 73. ONE GAS INC |
| 2. ABBVIE INC | 38. EMERSON ELECTRIC CO | 74. PACCAR INC |
| 3. ADOBE INC | 39. ESTEE LAUDER COMPANIES | 75. PAYPAL HOLDINGS INC |
| 4. AFLAC INC | 40. EXXON MOBIL CORP | 76. PEPSICO INC |
| 5. AIR PRODUCTS & CHEMICALS INC | 41. FLORIDA POWER & LIGHT | 77. PFIZER INC |
| 6. ALPHABET INC | 42. FRANKLIN RESOURCES INC | 78. PHILIP MORRIS INTERNATIONAL |
| 7. AMAZON.COM INC | 43. GENERAL DYNAMICS CORP | 79. PNC FINANCIAL SERVICES GROUP |
| 8. AMERICAN EXPRESS CO | 44. GOLDMAN SACHS GROUP INC | 80. PROCTER & GAMBLE CO |
| 9. AMERICAN HONDA FINANCE CORP | 45. HERSHEY CO | 81. PROGRESSIVE CORP |
| 10. ANALOG DEVICES INC | 46. HOME DEPOT INC | 82. PUBLIC SERVICE ELECTRIC & GAS CO |
| 11. APPLE INC | 47. HONEYWELL INTERNATIONAL INC | 83. PUBLIC STORAGE |
| 12. APPLIED MATERIALS INC | 48. HORMEL FOODS CORP | 84. QUALCOMM INC |
| 13. ARCHER-DANIELS-MIDLAND CO | 49. ILLINOIS TOOL WORKS | 85. REGENTS OF THE UNIVERSITY OF CALIFORNIA |
| 14. AUTOMATIC DATA PROCESSING | 50. INTERCONTINENTAL EXCHANGE IN | 86. ROCKWELL AUTOMATION INC |
| 15. BANK OF AMERICA CORP | 51. INTL BUSINESS MACHINES CORP | 87. SALESFORCE INC |
| 16. BANK OF AMERICA NATIONAL ASSOCIATION | 52. INTUIT INC | 88. SCHLUMBERGER LTD |
| 17. BANK OF NEW YORK MELLON CORP | 53. JOHNSON & JOHNSON | 89. SCHWAB (CHARLES) CORP |
| 18. BERKSHIRE HATHAWAY INC | 54. JPMORGAN CHASE & CO | 90. SNAP-ON INC |
| 19. BLACKROCK INC | 55. KENVUE INC | 91. SOUTHERN CALIFORNIA GAS CO |
| 20. BRISTOL-MYERS SQUIBB CO | 56. KIMBERLY-CLARK CORP | 92. STATE STREET CORP |
| 21. BROWN-FORMAN CORP | 57. LOCKHEED MARTIN CORP | 93. TARGET CORP |
| 22. CATERPILLAR INC | 58. LOEWS CORP | 94. TEXAS INSTRUMENTS INC |
| 23. CHEVRON CORP | 59. MARSH & MCLENNAN COS | 95. THERMO FISHER SCIENTIFIC INC |
| 24. CISCO SYSTEMS INC | 60. MASTERCARD INC | 96. TJX COMPANIES INC |
| 25. CITIBANK NATIONAL ASSOCIATION | 61. MCKESSON CORP | 97. TOYOTA MOTOR CREDIT CORP |
| 26. CITIGROUP INC | 62. MERCEDES-BENZ FINANCE NORTH AMERICA | 98. TRAVELERS COS INC |
| 27. CME GROUP INC | 63. MERCK & CO. INC. | 99. TRUIST FINANCIAL CORP |
| 28. COCA-COLA CO | 64. META PLATFORMS INC | 100. UNILEVER CAPITAL CORP |
| 29. COLGATE-PALMOLIVE CO | 65. METLIFE INC | 101. UNION PACIFIC CORP |
| 30. COMCAST CORP | 66. MICROSOFT CORP | 102. UNITED PARCEL SERVICE |
| 31. CONOCOPHILLIPS | 67. MORGAN STANLEY | 103. UNITEDHEALTH GROUP INC |
| 32. COSTCO WHOLESALE CORP | 68. NIKE INC | 104. US BANCORP |
| 33. CUMMINS INC | 69. NORTHERN STATES POWER/MN | 105. VISA INC |
| 34. DANAHER CORP | 70. NORTHERN TRUST CORP | 106. WALMART INC |
| 35. DEERE & CO | 71. NORTHWESTERN MUTUAL LIFE INSURANCE CO | 107. WALT DISNEY CO/THE |
| 36. ECOLAB INC | 72. NVIDIA CORP | 108. WW GRAINGER INC |

SUPRANATIONAL ISSUERS

1. INTER-AMERICAN DEVELOPMENT BANK
2. INTERNATIONAL BANK FOR RECONSTRUCTION AND DEVELOPMENT
3. INTERNATIONAL FINANCE CORPORATION

ASSET BACKED SECURITIES ISSUERS*

1. AMERICAN EXPRESS CREDIT CARD TRUST
2. BANK OF AMERICA CREDIT CARD TRUST
3. BMW VEHICLE OWNER TRUST
4. CAPITAL ONE MASTER TRUST
5. CHASE ISSUANCE TRUST
6. CITIGROUP MASTER TRUST
7. DISCOVER CARD EXECUTION NOTE TRUST
8. FORD CREDIT AUTO OWNER TRUST
9. HONDA AUTO RECEIVABLES OWNER TRUST
10. MASTER CREDIT CARD TRUST
11. MERCEDES-BENZ AUTO RECEIVABLES TRUST
12. NISSAN AUTO RECEIVABLE OWNER TRUST
13. TOYOTA AUTO RECEIVABLES OWNER TRUST
14. VISA CARD MASTER TRUST
15. GM FINANCIAL CONSUMER AUTOMOBILE RECEIVABLES TRUST

* Five year legal final maximum maturity