

City of Los Angeles

Office of Finance



Investment Report

December 31, 2024

Diana Mangioglou
City Treasurer/Director of Finance

Tom Juarez
Chief Investment Officer

200 N. Spring Street
Room 220, City Hall
Los Angeles, CA 90012
(213) 978-1774

Diana Mangioglu
DIRECTOR of FINANCE
CITY TREASURER

CITY OF LOS ANGELES

CALIFORNIA

OFFICE OF FINANCE
200 N. SPRING ST.
ROOM 220 -- CITY HALL

(213)978-1774



KAREN R. BASS
MAYOR

January 28, 2025

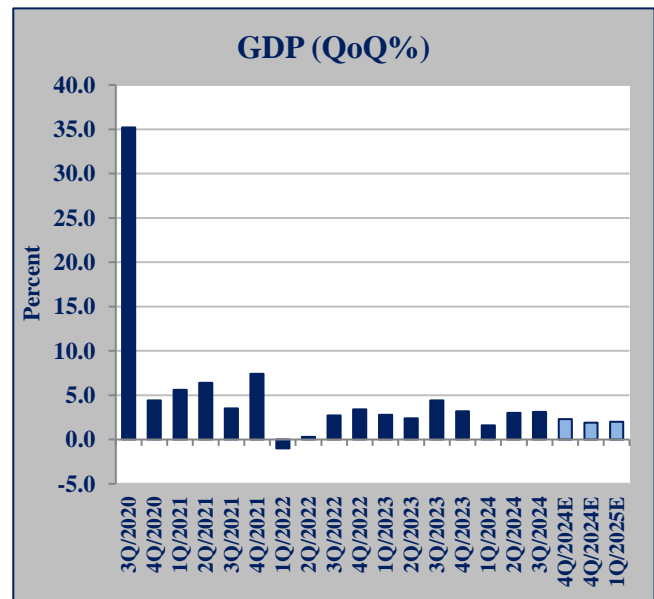
The Honorable Members of City Council of the City of Los Angeles
c/o Office of the City Clerk
City Hall, Room 395

Dear Honorable Members:

This is the Investment Report for the month ending December 31, 2024. It is provided to ensure the City Council is informed of the Department's activities. It satisfies the recommended reporting requirements of the City of Los Angeles Administrative Code, Chapter 5.1, Article 1, Section 20.90, which addresses the City Council's request for monthly financial information.

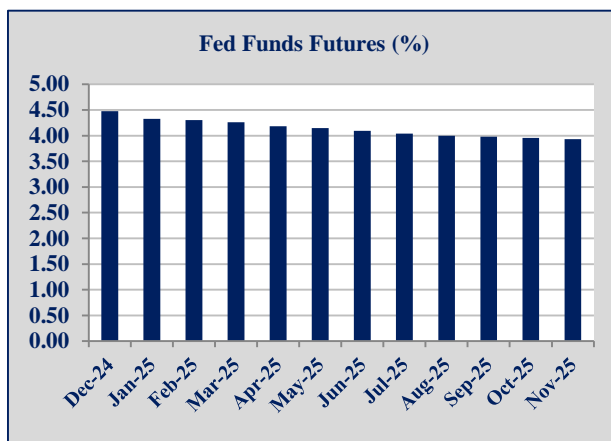
ECONOMIC ENVIRONMENT¹

The U.S. economy (as measured by the Gross Domestic Product-GDP) increased 3.1% on an annualized basis for the third quarter of 2024. The current anticipated growth rate for all of 2024 is 2.7% which is 0.1% higher than last month's 2024 full-year forecast. The U.S. unemployment rate for December 2024 was 4.1%. The Consumer Price Index (CPI) increased 2.9% for the twelve months ending December 2024. Prices were up in large part due to shelter, education, and services. U.S. consumer spending, as measured by Retail Sales, increased 3.9% over the past twelve months.



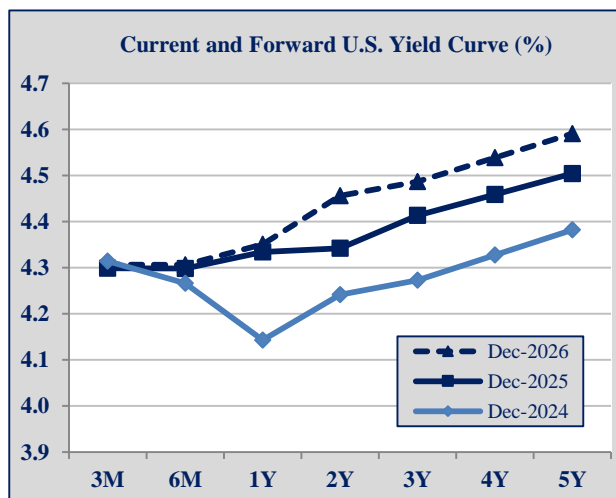
¹ Sources: Bloomberg Finance L.P.

The Federal Reserve cut the Fed Funds rate by 0.25% to the 4.25% to 4.50% range at its December 18, 2024 meeting. The Committee stated, "Recent indicators suggest that economic activity has continued to expand at a solid pace. Since earlier in the year, labor market conditions have generally eased, and the unemployment rate has moved up but remains low. Inflation has made progress toward the Committee's 2 percent objective but remains somewhat elevated. The Committee seeks to achieve maximum employment and inflation at the rate of 2 percent over the longer run. The Committee judges that the risks to achieving its employment and inflation goals are roughly in balance. The economic outlook is uncertain, and the Committee is attentive to the risks to both sides of its dual mandate."



CURRENT AND FORWARD INTEREST RATES

The current U.S. Treasury yield curve is inverted on the front end of the curve and upward sloping on the longer end of the curve, giving longer term investors more yield as they realize more interest rate risk than shorter term investors. Forward yield curves, which are based upon the current rates, indicate higher short-term rates and higher long-term rates in the future.



COMPLIANCE

Investment transactions were executed in accordance with the California State Government Code and the City's Investment Policy. The City Treasurer believes the General Pool contains sufficient cash flow liquidity to meet the next six months of expected expenditures.

REVIEW AND MONITORING

Meeder Public Funds, the City's investment advisor, currently monitors the Department's investment activities.

GENERAL POOL CHARACTERISTICS

The Office of Finance invests in a variety of fixed income securities in accordance with current policy and guidelines. The following table summarizes the key characteristics of the City's investment portfolios as of December 31, 2024.

Portfolio Funds	Amount of Funds at Market Value	Effective Yield	Average Weighted Maturity	Average Credit Rating
Core Portfolio	\$5,006,804,499	3.85%	89 Days	AA+
Reserve Portfolio	\$7,141,619,896	2.76%	2.8 Years	AA+
Extended Reserve Portfolio	\$2,519,433,069	3.23%	7.0 Years	AA+
General Pool	\$14,667,857,464	3.21%	2.6 Years	AA+

INVESTMENT PERFORMANCE¹

Month-End Book Yield (Annualized)

	Core	Reserve	Extended Reserve	General Pool
Month-End Book Yield	3.85%	2.76%	3.23%	3.21%
Benchmark	4.43%	4.50%	2.62%	4.15%
Variance	-0.58%	-1.74%	0.61%	-0.94%

Total Return (Not Annualized)

	Core	Reserve	Extended Reserve	General Pool
Total Rate of Return	0.41%	-0.07%	-1.72%	-0.19%
Benchmark Total Rate of Return	0.40%	-0.06%	-1.74%	-0.19%
Variance	0.01%	-0.01%	0.02%	0.00%

¹ Performance, as measured by total rate of return, is calculated according to Global Investment Performance Standards, which is published by the CFA Institute and is widely accepted as the source of industry standard performance metrics. Section 2.A.1 states that total return, including realized and unrealized gains and losses must be used. Returns are calculated to the last business of the month. Figures may not total due to rounding.

The City measures investment returns on a book yield and a total return basis. Book yield is measured primarily for budgetary purposes, while total return is used primarily to measure risk. Investment performance calculated on a book yield basis is measured to custom benchmarks using industry-recognized benchmarks. Investment performance calculated on a total return basis is measured to established industry-recognized benchmarks. The tables on the previous page summarize the December 31, 2024 portfolio book yield and total rate of return for the City's General Pool.

Market prices are provided by the City's custodian. Additional investment information may be found on pages 6 through 41 of this report.

The objective of the Core Portfolio is to preserve capital, maintain liquidity, and earn income. The 3-month T-bill index is the most appropriate available index to use. The Core Portfolio does not mirror the investments in the total return index due to limited (Thursday) maturities, and the large daily cash flows of the City, which require the placement, and subsequent maturity of securities daily.

Respectfully,



Diana Mangioglou
City Treasurer/Director of Finance

Attachments

cc: The Honorable Kenneth Mejia, City Controller
Carolyn Webb de Macias, Mayor's Chief of Staff, Office of the Mayor
Jenny Delwood, Deputy Chief of Staff, Office of the Mayor
Matt Hale, Deputy Mayor of Finance and Innovation, Office of the Mayor
Matthew W. Szabo, City Administrative Officer
Sharon Tso, Chief Legislative Analyst
Investment Reports File
Chronofile

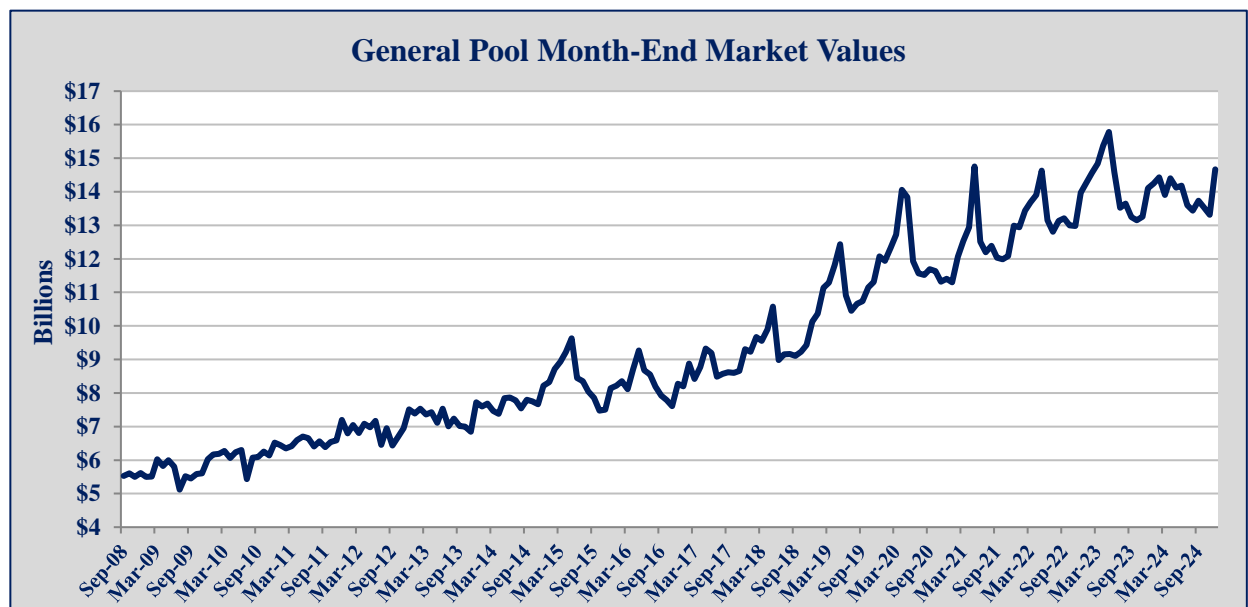
GENERAL POOL ASSET HOLDINGS

December 31, 2024

Description	Par Value	Market Value	Percent of Total	Average Days	Weighted Years
Bank Deposits*	\$57,137,654	\$57,137,654	0.39%	0	0.0
Money Market Funds	\$49,165,504	\$49,165,504	0.34%	0	0.0
L.A.I.F. (State of California)	\$4,336,820	\$4,336,820	0.03%	0	0.0
Subtotal: Cash and Overnight Invest.	\$110,639,978	\$110,639,978	0.75%	0	0.0
Commercial Paper	\$1,314,758,000	\$1,310,217,725	8.93%	32	0.1
Negotiable Certificates of Deposit	\$406,442,000	\$406,468,285	2.77%	38	0.1
Corporate Notes	\$526,000,000	\$523,792,150	3.57%	171	0.5
U.S. Agencies/Munis/Supras	\$1,205,290,000	\$1,200,124,311	8.18%	46	0.1
U.S. Treasuries	\$1,460,000,000	\$1,455,562,050	9.92%	167	0.5
Subtotal: Pooled Investments:	\$4,912,490,000	\$4,896,164,521	33.38%	91	0.2
Total Short-Term Core Portfolio:	\$5,023,129,978	\$5,006,804,499	34.13%	89	0.2
Money Market Funds	\$804,342	\$804,342	0.01%	0	0.0
Commercial Paper	\$0	\$0	0.00%	0	0.0
Negotiable Certificates of Deposit	\$0	\$0	0.00%	0	0.0
Corporate Notes	\$1,365,000,000	\$1,350,508,110	9.21%	847	2.3
Asset-Backed Securities	\$150,566,898	\$150,288,320	1.02%	858	2.4
U.S. Agencies/Munis/Supras	\$514,540,000	\$484,947,264	3.31%	1,564	4.3
U.S. Treasuries	\$8,123,000,000	\$7,674,504,930	52.32%	1,518	4.2
Total Long-Term Reserve Portfolios:	\$10,153,911,240	\$9,661,052,965	65.87%	1,416	3.9
Total Cash and Pooled Investments:	\$15,177,041,218	\$14,667,857,464	100.00%	963	2.6

*Collected Balance for Wells Fargo and JPMorgan Chase Active Accounts.

Figures may not total due to rounding.



GENERAL POOL LIQUIDITY SCHEDULE

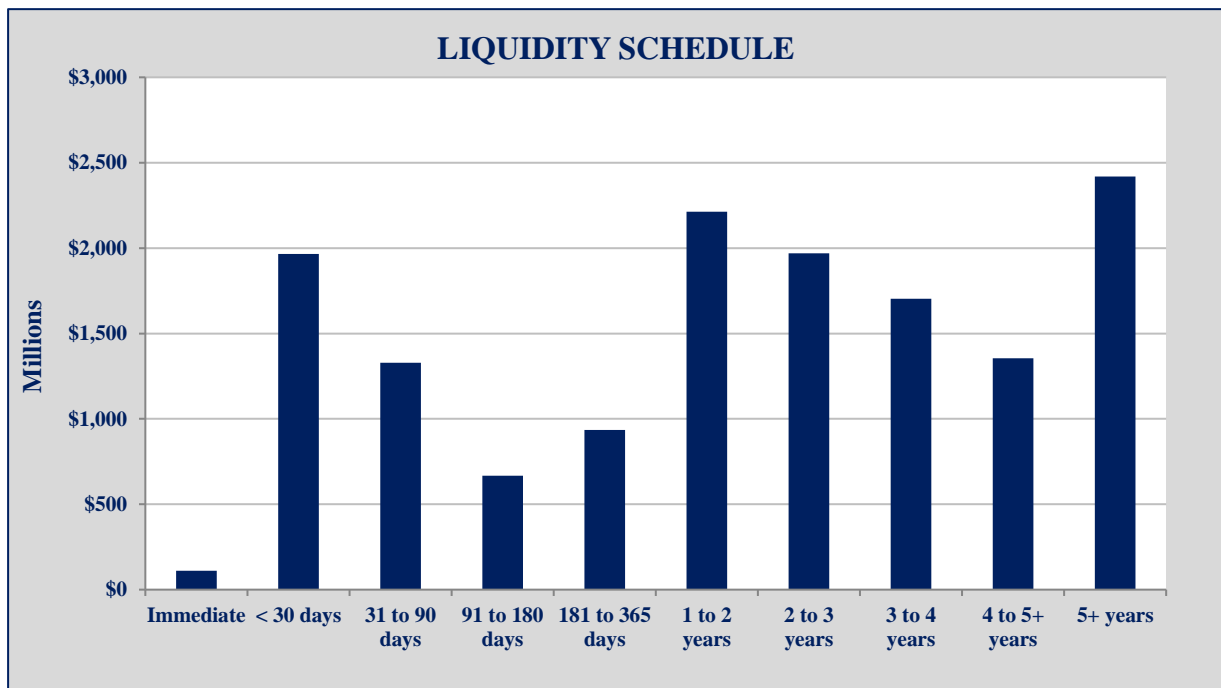
December 31, 2024

	Availability	Market Value	Cumulative	Cumulative Percent of Total Investments
<u>Description</u>				
L.A.I.F. (State of California)	Immediate	\$4,336,820	\$4,336,820	0.03%
Money Market Funds	Immediate	\$49,969,846	\$54,306,666	0.37%
Bank Deposits*	Immediate	\$57,137,654	\$111,444,320	0.76%
Subtotal		\$111,444,320		
Pooled Investments Maturing:				
	< 30 days**	\$1,966,584,508	\$2,078,028,828	14.17%
	31 to 90 days	\$1,328,111,964	\$3,406,140,791	23.22%
	91 to 180 days	\$666,573,369	\$4,072,714,160	27.77%
	181 to 365 days	\$934,894,680	\$5,007,608,840	34.14%
	1 to 2 years	\$2,213,520,612	\$7,221,129,453	49.23%
	2 to 3 years	\$1,969,761,210	\$9,190,890,663	62.66%
	3 to 4 years	\$1,702,922,467	\$10,893,813,129	74.27%
	4 to 5 years	\$1,354,328,930	\$12,248,142,059	83.50%
	5+ years	\$2,419,715,405	\$14,667,857,464	100.00%
Total Cash and Pooled Investments		\$14,667,857,464		

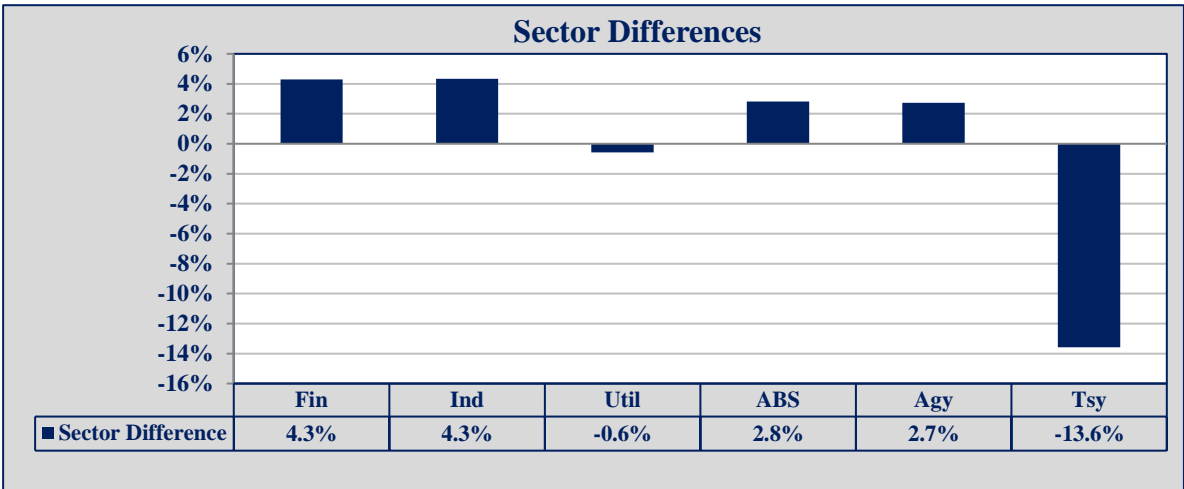
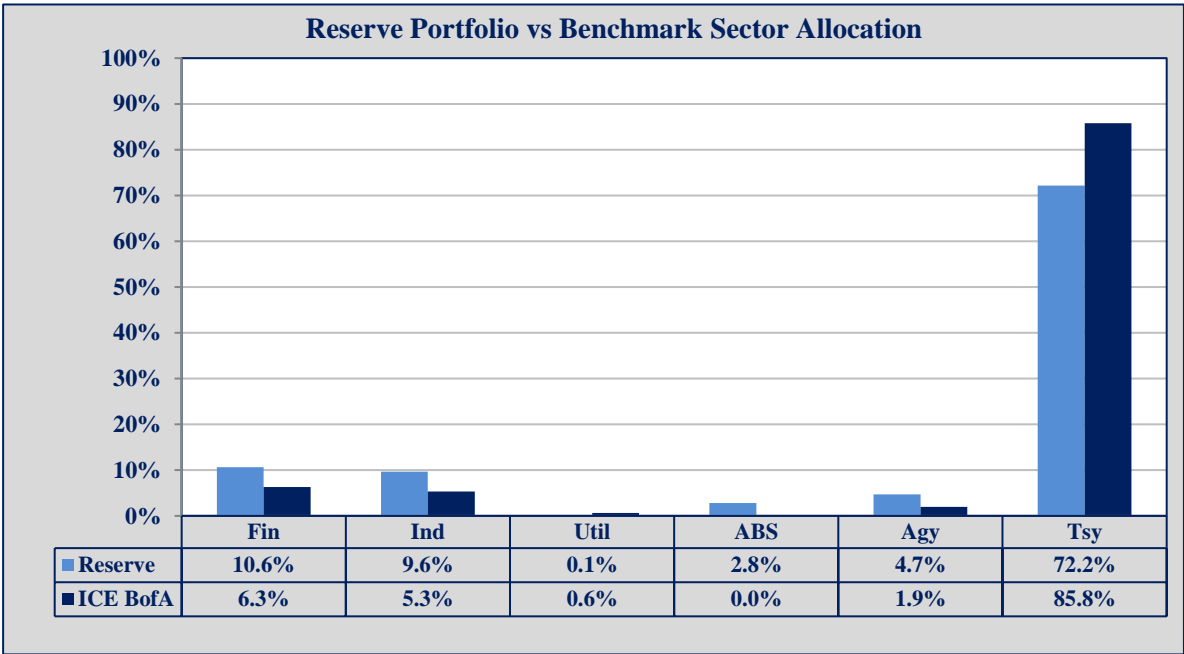
*Collected Balance for Wells Fargo and JPMorgan Chase Active Accounts.

**Excludes Immediately Available Funds.

Figures may not total due to rounding.



RESERVE PORTFOLIO SECTOR ALLOCATION
December 31, 2024

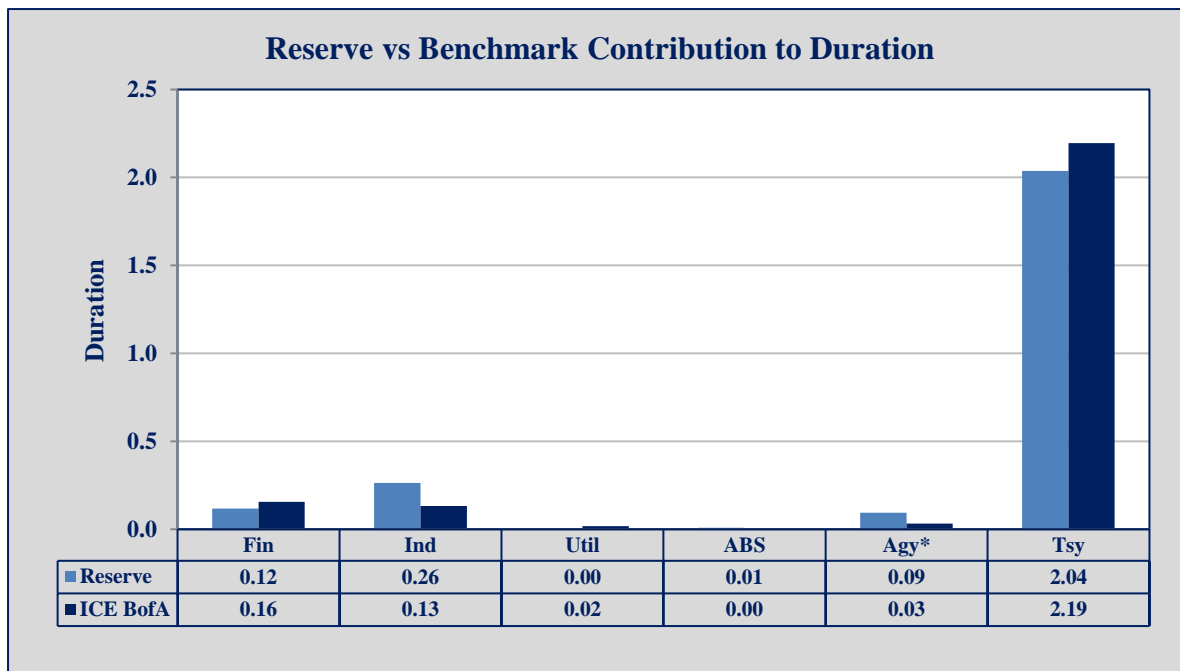
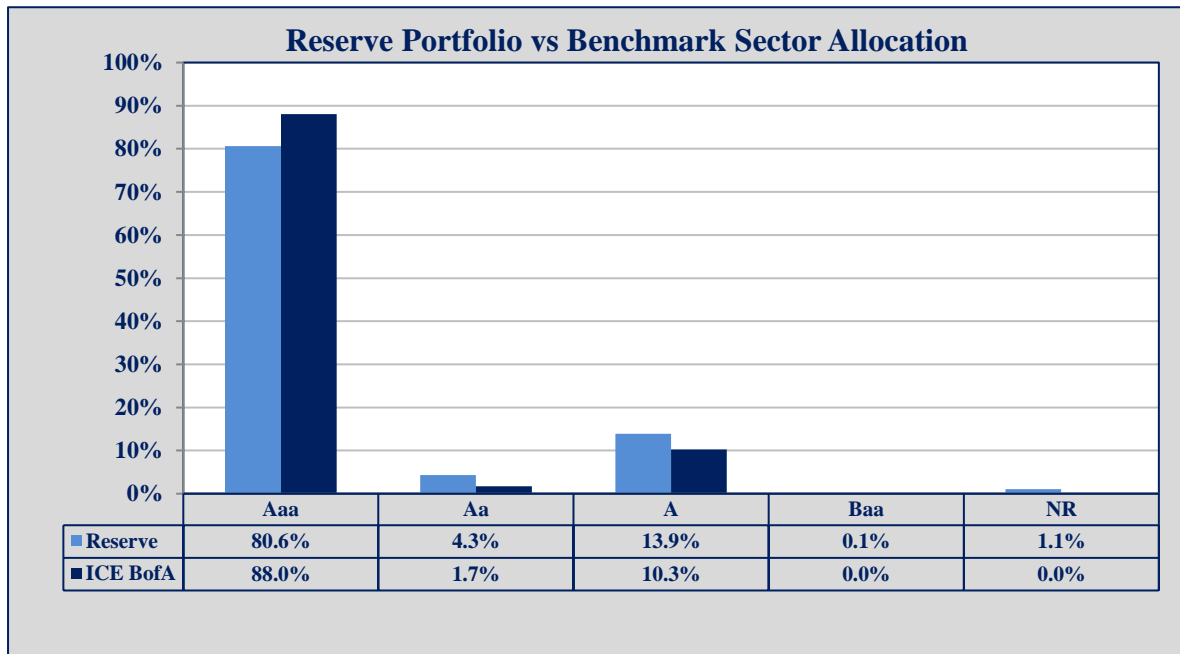


Sector Allocation Chart - Highlights the portfolio differences versus the benchmark with respect to the percentage of assets in each sector.

- Fin – Financial Services
- Ind – Industrial
- Util – Utilities
- ABS – Asset Backed Securities
- Agy – Government Agencies, Municipalities, and Supranationals
- Tsy – Treasury Notes and Bonds
- ICE BofA - ICE BofA Indices

RESERVE CREDIT RATINGS and DURATION

December 31, 2024



*Includes Government Agencies, Municipalities, and Supranationals

Credit Ratings Chart – Highlights the portfolio differences versus the benchmark with respect to percentage of assets in each of the Moody’s Credit Ratings allocations. Figures may not total due to rounding.

Contribution to Duration Chart – Highlights the portfolio differences versus the benchmark based on the contribution to the overall portfolio duration. This measure explains the sensitivity of each sector to changes in interest rates.

BOOK YIELD PERFORMANCE

December 31, 2024

	1 Month	3 Months	FYTD	1 Year	3 Years	5 Years
Core Portfolio	3.85%	3.67%	3.54%	3.59%	3.11%	2.13%
60 Day CP/30 Day Agy Benchmark*	4.43%	4.58%	4.88%	5.11%	4.06%	2.56%
Variance	-0.58%	-0.91%	-1.34%	-1.52%	-0.96%	-0.42%

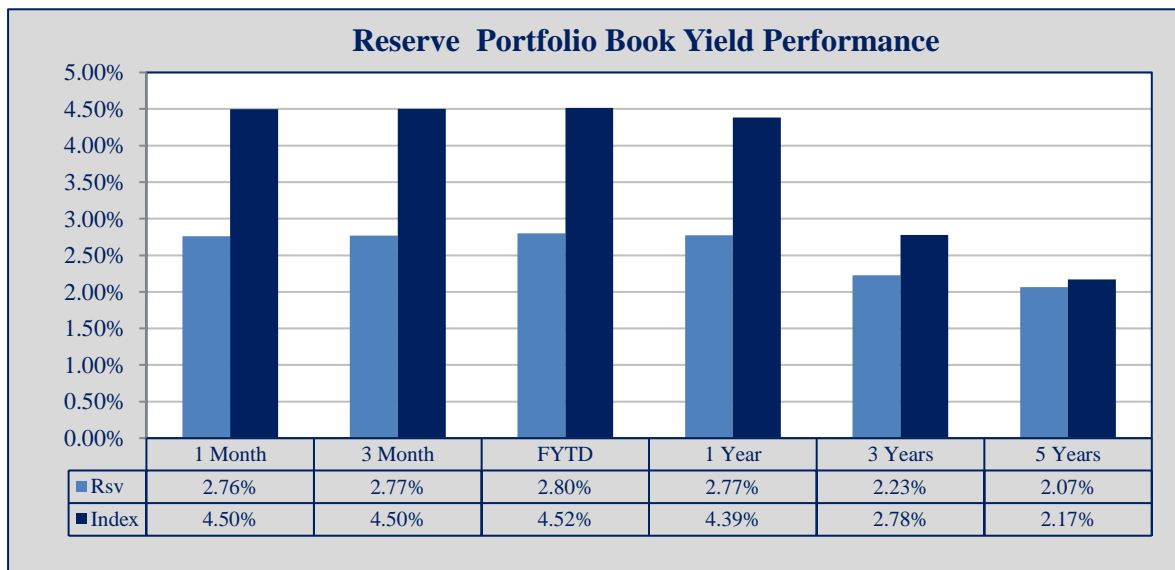
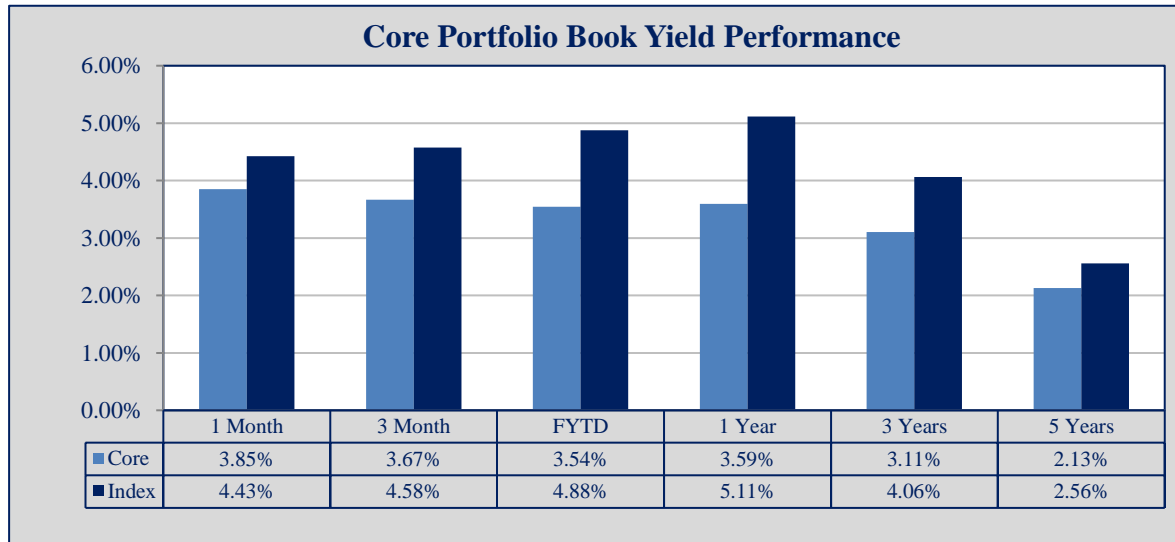
	1 Month	3 Months	FYTD	1 Year	3 Years	5 Years
Reserve Portfolio	2.76%	2.77%	2.80%	2.77%	2.23%	2.07%
1-5 Year Govt/Corp Index**	4.50%	4.50%	4.52%	4.39%	2.78%	2.17%
Variance	-1.74%	-1.73%	-1.72%	-1.61%	-0.55%	-0.11%

All yields are annualized. Figures may not total due to rounding.

*Monthly Benchmark is measured using a 30 day moving average of customized Bloomberg Indices.

**Monthly Benchmark is measuring using a 24 Month Moving Average of ICE BofA Indices.

Note: All yields greater than 1 month are the average yields for the respective time period.



BOOK YIELD PERFORMANCE

December 31, 2024

	1 Month	3 Months	FYTD	1 Year	3 Years	5 Years
Extended Reserve Portfolio	3.23%	3.16%	3.12%	2.99%	2.20%	N/A
5-10 Year US Treasury Index*	2.62%	2.58%	2.55%	2.45%	1.89%	N/A
Variance	0.61%	0.58%	0.58%	0.54%	0.32%	N/A

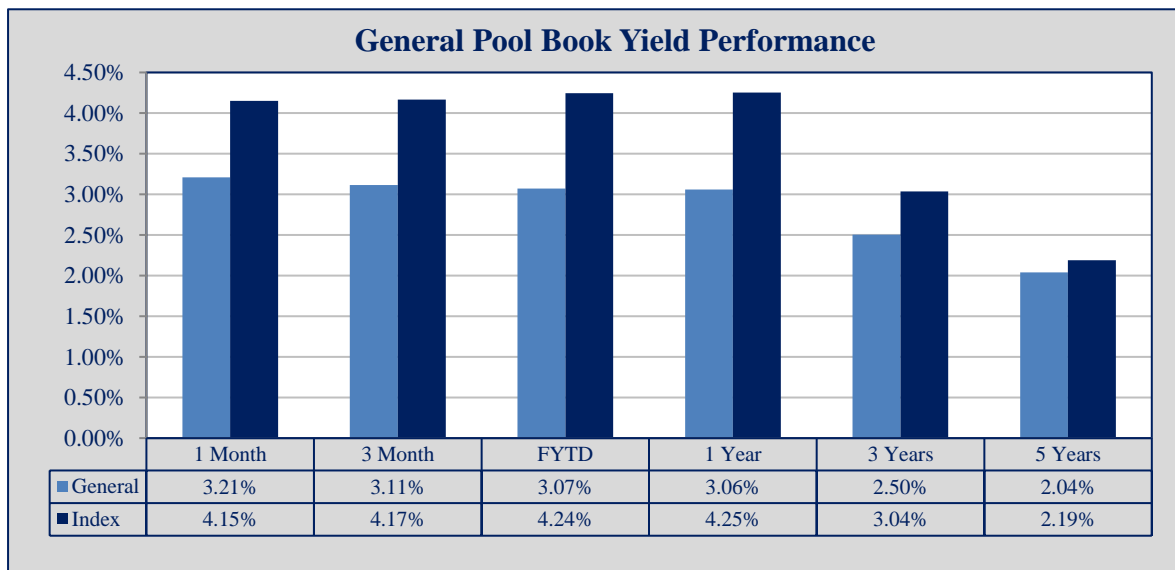
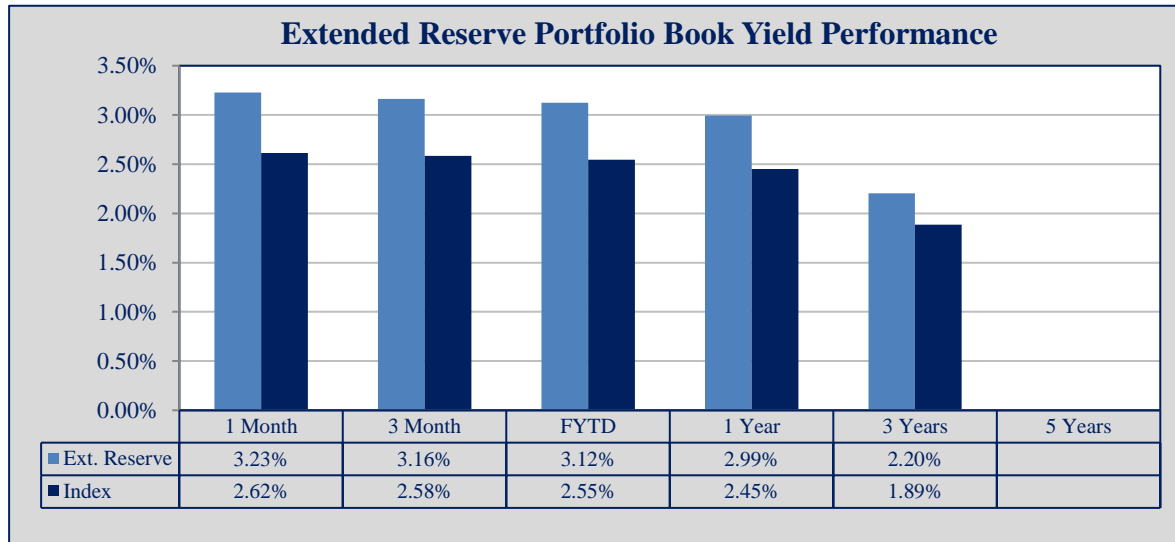
	1 Month	3 Months	FYTD	1 Year	3 Years	5 Years
General Pool	3.21%	3.11%	3.07%	3.06%	2.50%	2.04%
Weighted Benchmark**	4.15%	4.17%	4.24%	4.25%	3.04%	2.19%
Variance	-0.94%	-1.05%	-1.17%	-1.20%	-0.53%	-0.15%

All returns are annualized. Figures may not total due to rounding.

*Monthly Benchmark is measuring using a 30 Month Moving Average of ICE BofA Indices.

**The Weighted Benchmark uses the actual weight of the Core, Reserve, and Extended Reserve portfolio for the month.

Note: All yields greater than 1 month are the average yields for the respective time period.



TOTAL RETURN PERFORMANCE

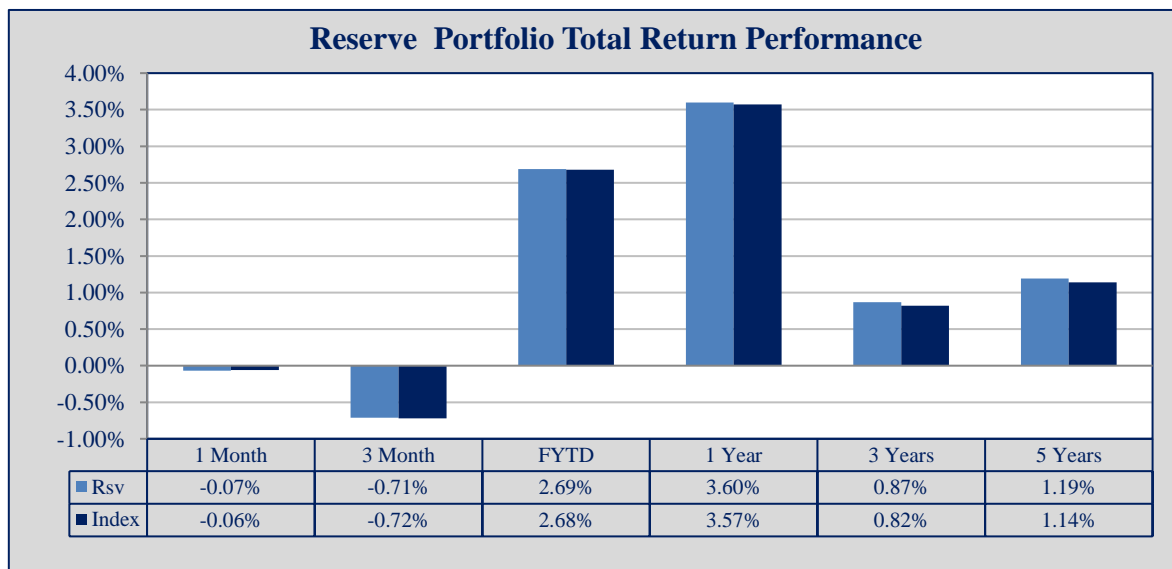
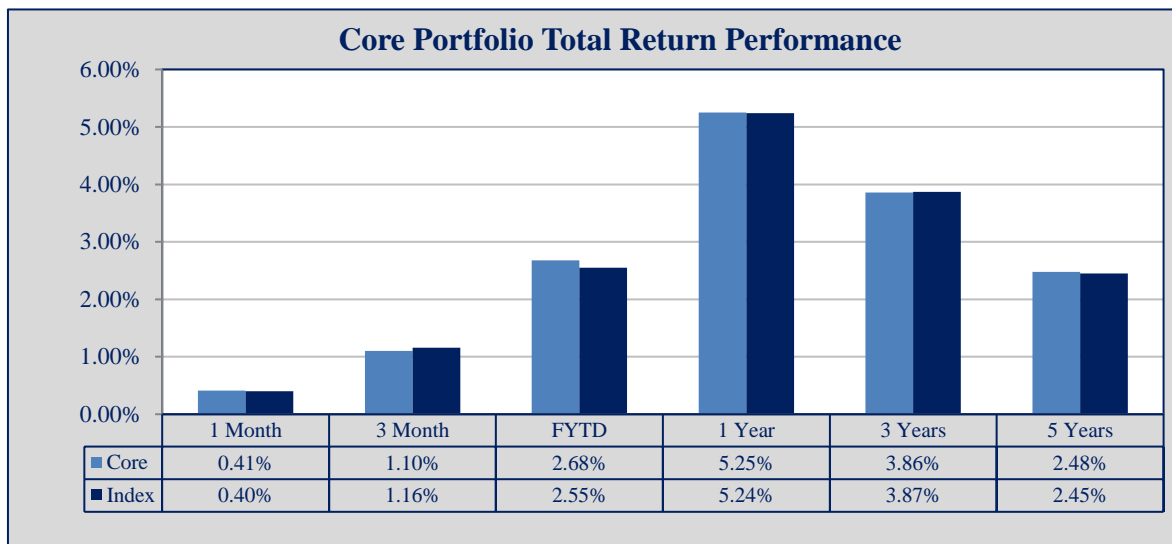
December 31, 2024

	1 Month	3 Months	FYTD	1 Year	3 Years	5 Years
Core Portfolio	0.41%	1.10%	2.68%	5.25%	3.86%	2.48%
3 Month Treasury Bill Index*	0.40%	1.16%	2.55%	5.24%	3.87%	2.45%
Variance	0.01%	-0.06%	0.13%	0.01%	-0.01%	0.03%

	1 Month	3 Months	FYTD	1 Year	3 Years	5 Years
Reserve Portfolio	-0.07%	-0.71%	2.69%	3.60%	0.87%	1.19%
1-5 Year Govt/Corp Index*	-0.06%	-0.72%	2.68%	3.57%	0.82%	1.14%
Variance	-0.01%	0.01%	0.01%	0.03%	0.05%	0.05%

1Y, 3Y, 5Y returns are annualized rates of return. Figures may not total due to rounding.

*Performance is measured using ICE BofA Indices, and are calculated to the last business day of the month.



TOTAL RETURN PERFORMANCE

December 31, 2024

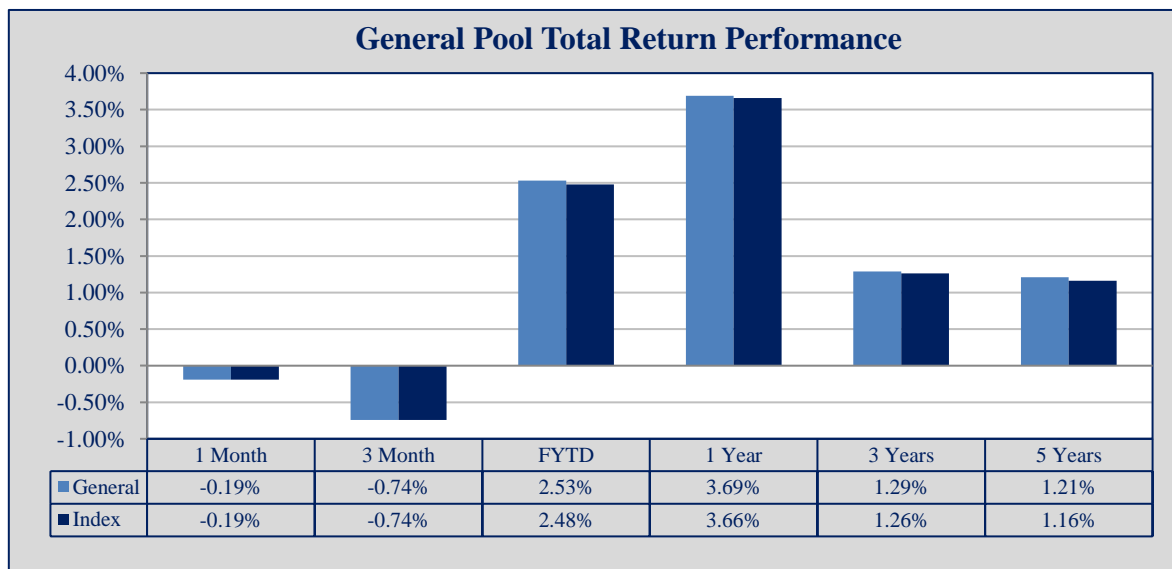
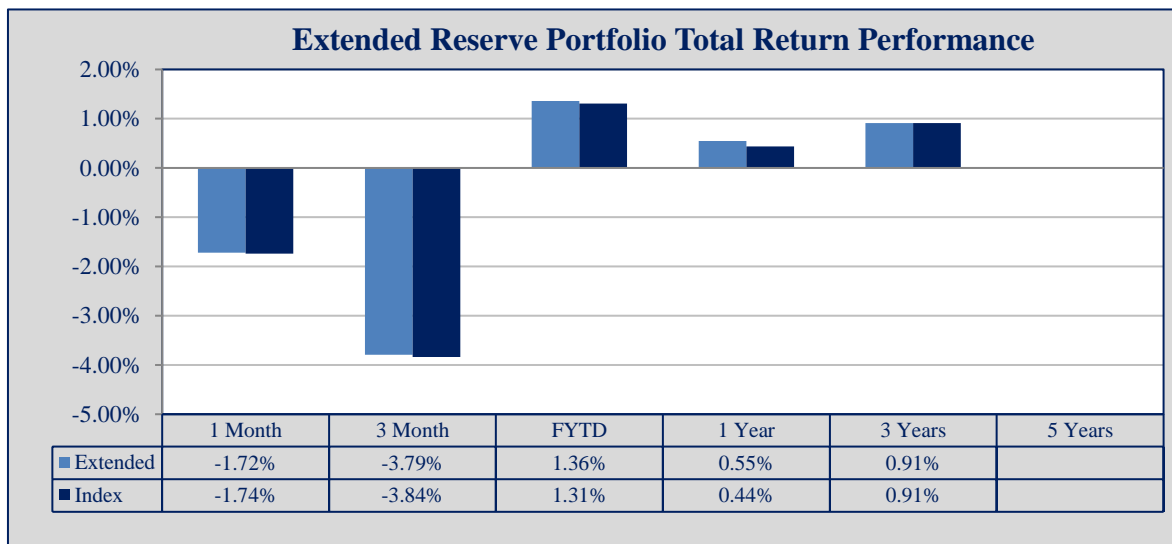
	1 Month	3 Months	FYTD	1 Year	3 Years	5 Years
Extended Reserve Portfolio	-1.72%	-3.79%	1.36%	0.55%	0.91%	N/A
5-10 Year Treasury Index*	-1.74%	-3.84%	1.31%	0.44%	0.91%	N/A
Variance	0.02%	0.05%	0.05%	0.11%	0.00%	N/A

	1 Month	3 Months	FYTD	1 Year	3 Years	5 Years
General Pool	-0.19%	-0.74%	2.53%	3.69%	1.29%	1.21%
General Portfolio Weighted Index**	-0.19%	-0.74%	2.48%	3.66%	1.26%	1.16%
Variance	0.00%	0.00%	0.05%	0.03%	0.03%	0.05%

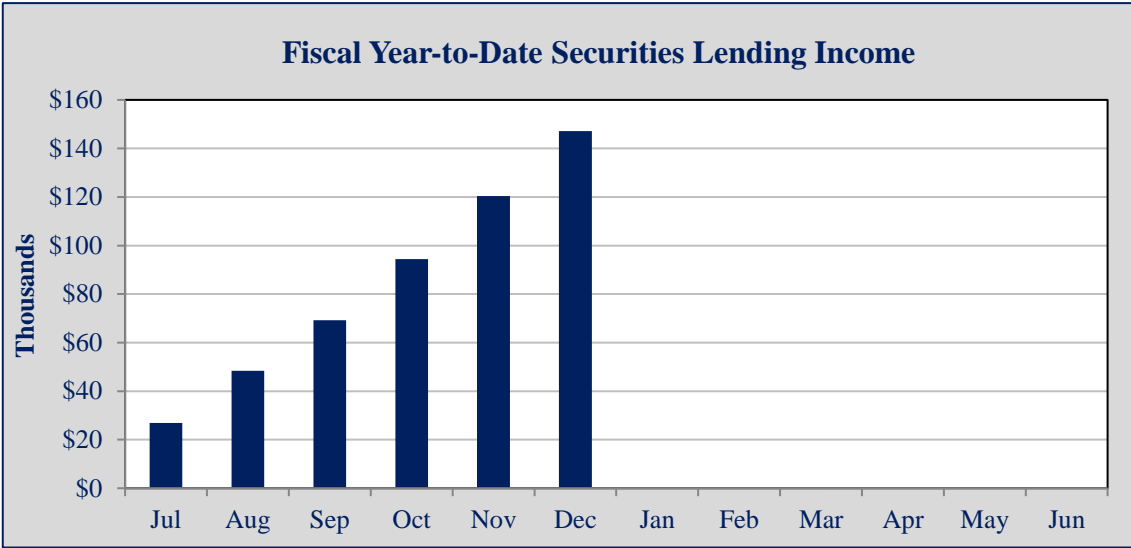
1Y, 3Y, 5Y returns are annualized rates of return. Figures may not total due to rounding.

*Performance is measured using ice BofA Indices, and are calculated to the last business day of the month.

**Performance is measured using BofA Indices taking into account Core, Reserve, and Extended Reserve Monthly Weightings

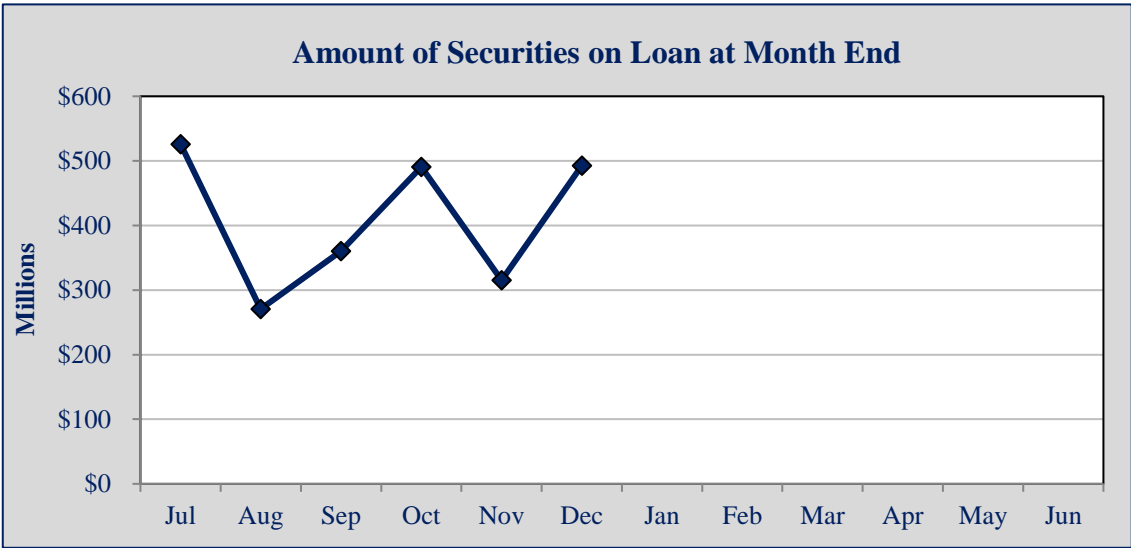


SECURITIES LENDING INFORMATION
December 31, 2024



	Jul	Aug	Sep	Oct	Nov	Dec	Jan	Feb	Mar	Apr	May	Jun
Monthly*	\$27	\$22	\$21	\$25	\$26	\$27						
FYTD*	\$27	\$48	\$69	\$94	\$120	\$147						

*Amounts in Thousands



	Jul	Aug	Sep	Oct	Nov	Dec	Jan	Feb	Mar	Apr	May	Jun
Monthly*	\$526	\$271	\$360	\$491	\$315	\$493						

*Amounts in Millions

Bank of New York Mellon is the securities lending agent for the City. Figures may not total due to rounding.

Portfolio: Core 9218-1

Date: 12/31/24

Issuer	Coupon	Maturity	Type	S&P	Moody's	CUSIP	Par Value	Original Cost	MV w/o Accrued*	Accr Income	Yld Mat
Wells Fargo Bank		1/2/2025	Bank				5,000,000	5,000,000	5,000,000		
JPMorgan Chase Bank		1/2/2025	Bank				52,137,654	52,137,654	52,137,654		
Bk of New York Mellon - Sweep	4.350	1/2/2025	MMF	AAAm	Aaa-mf		25,525,255	25,525,255	25,525,255	7,313	4.410
Federated Hermes Treas Oblig	4.340	1/2/2025	MMF	AAAm	Aaa-mf	60934N500	8,759,855	8,759,855	8,759,855	105,465	4.340
Treasury Plus Money Market	4.359	1/2/2025	MMF	AAAm	Aaa-mf	94975H312	14,880,395	14,880,395	14,880,395	46,519	4.359
LAIF	4.434	1/2/2025	LAIF	NR	NR	SYS34208	1,083,987	1,083,987	1,083,987	12,607	4.434
LAIF	4.434	1/2/2025	LAIF	NR	NR	SYS50078	1,084,649	1,084,649	1,084,649	12,615	4.434
LAIF	4.434	1/2/2025	LAIF	NR	NR	SYS50080	1,084,351	1,084,351	1,084,351	12,611	4.434
LAIF	4.434	1/2/2025	LAIF	NR	NR	SYS50081	1,083,834	1,083,834	1,083,834	12,605	4.434
Koch Industries	0.000	1/2/2025	CP	A-1+	P-1	50000MN28	50,000,000	49,915,806	49,988,048	0	4.459
Koch Industries	0.000	1/2/2025	CP	A-1+	P-1	50000MN28	50,000,000	49,915,806	49,988,048	0	4.459
Sumitomo Mitsui	0.000	1/2/2025	CP	A-1	P-1	86563GN24	101,114,000	100,745,018	101,089,851	0	4.674
Sumitomo Mitsui	0.000	1/2/2025	CP	A-1	P-1	86563GN24	29,660,000	29,574,349	29,652,916	0	4.660
Sumitomo Mitsui	0.000	1/2/2025	CP	A-1	P-1	86563GN24	37,000,000	36,938,416	36,991,163	0	4.407
Canadian Imperial Bank	4.380	1/2/2025	CD	A-1	P-1	13606DDW9	36,669,000	36,669,000	36,669,000	66,921	4.441
Canadian Imperial Bank	4.320	1/2/2025	CD	A-1	P-1	13606DEA6	21,850,000	21,850,000	21,850,000	20,976	4.380
IBRD DN	0.000	1/2/2025	Supra	A-1+	P-1	459053AB0	100,000,000	99,846,528	99,977,000	0	4.376
U.S. Treasury Bill	0.000	1/2/2025	Tsy	A-1+	P-1	912797LR6	50,000,000	49,607,186	50,000,000	0	4.651
U.S. Treasury Bill	0.000	1/2/2025	Tsy	A-1+	P-1	912797LR6	50,000,000	49,703,337	50,000,000	0	4.602
Sumitomo Mitsui	0.000	1/3/2025	CP	A-1	P-1	86563GN32	50,000,000	49,916,778	49,982,091	0	4.407
FFCB Note	1.125	1/6/2025	Agy	AA+	Aaa	3133ENKS8	10,000,000	9,992,988	9,996,400	54,688	1.201
FFCB Note	1.125	1/6/2025	Agy	AA+	Aaa	3133ENKS8	10,000,000	9,992,988	9,996,400	54,688	1.201
FNMA Note	1.625	1/7/2025	Agy	AA+	Aaa	3135G0X24	35,000,000	34,979,124	34,988,800	274,896	1.689
Koch Industries	0.000	1/8/2025	CP	A-1+	P-1	50000MN85	50,000,000	49,597,500	49,952,096	0	4.767
IBRD DN	0.000	1/8/2025	Supra	A-1+	P-1	459053AH7	100,000,000	99,686,556	99,686,550	0	4.475
Walt Disney	0.000	1/9/2025	CP	A-1	P-1	2546R2N93	72,280,000	72,104,922	72,199,900	0	4.493
John Deere	1.250	1/10/2025	Corp	A	A1	24422EVY2	15,000,000	14,997,787	14,989,050	89,063	1.266
Toyota	4.800	1/10/2025	Corp	A+	A1	89236TKN4	15,000,000	14,996,955	15,000,300	342,000	4.819
American Honda	1.500	1/13/2025	Corp	A-	A3	02665WEA5	20,000,000	19,994,997	19,979,400	140,000	1.526
Toyota	1.450	1/13/2025	Corp	A+	A1	89236TJT3	20,000,000	19,991,513	19,979,800	135,333	1.495
Natl Securities Clearing	0.000	1/15/2025	CP	A-1+	P-1	63763PNF2	100,760,000	100,241,310	100,577,750	0	4.670
IBRD DN	0.000	1/15/2025	Supra	A-1+	P-1	459053AQ7	50,000,000	49,788,542	49,912,500	0	4.491
Caterpillar	4.900	1/17/2025	Corp	A	A2	14913R2Y2	15,000,000	14,996,269	15,000,900	334,833	4.925
Cargill	0.000	1/21/2025	CP	A-1	P-1	14178LNM8	64,000,000	63,749,120	63,749,120	0	4.551
US Bank	2.050	1/21/2025	Corp	A+	A2	90331HPL1	15,000,000	14,993,788	14,977,500	136,667	2.093

*MV w/o Accrued includes the Bank of New York Mellon accrued interest for treasury bills, discount notes, and commercial paper. Original Cost does not include accrued interest.

Portfolio: Core 9218-1 (Cont.)

Issuer	Coupon	Maturity	Type	S&P	Moody's	CUSIP	Par Value	Original Cost	MV w/o Accrued*	Accr Income	Yld Mat
Canadian Imperial Bank	4.580	1/22/2025	CD	A-1	P-1	13606DDE9	228,058,000	228,058,000	228,083,086	754,365	4.644
FHLB DN	0.000	1/23/2025	Agy	A-1+	P-1	313385AY2	41,995,000	41,805,719	41,882,033	0	4.409
IBRD DN	0.000	1/23/2025	Supra	A-1+	P-1	459053AY0	100,000,000	99,596,722	99,731,000	0	4.407
Florida Power & Light	0.000	1/24/2025	CP	A-1	P-1	34108ANQ6	25,000,000	24,845,174	24,925,589	0	4.706
FHLB DN	0.000	1/24/2025	Agy	A-1+	P-1	313385AZ9	50,000,000	49,292,722	49,859,500	0	4.578
FHLB DN	0.000	1/24/2025	Agy	A-1+	P-1	313385AZ9	195,000,000	193,857,381	194,452,050	0	4.451
IBRD DN	0.000	1/28/2025	Supra	A-1+	P-1	459053BD5	45,897,000	45,672,232	45,746,917	0	4.442
U.S. Treasury Note	1.375	1/31/2025	Tsy	AA+	Aaa	912828Z52	25,000,000	24,988,034	24,941,250	143,852	1.423
U.S. Treasury Note	1.375	1/31/2025	Tsy	AA+	Aaa	912828Z52	50,000,000	50,200,602	49,882,500	287,704	0.971
U.S. Treasury Note	1.375	1/31/2025	Tsy	AA+	Aaa	912828Z52	40,000,000	40,415,400	39,906,000	230,163	0.334
Adobe	1.900	2/1/2025	Corp	A+	A1	00724PAB5	5,000,000	4,998,033	4,987,350	39,583	1.943
FNMA DN	0.000	2/3/2025	Agy	A-1+	P-1	313589BK8	67,000,000	66,651,181	66,732,670	0	4.304
IBRD DN	0.000	2/4/2025	Supra	A-1+	P-1	459053BL7	65,855,000	65,435,193	65,584,336	0	4.480
Sumitomo Mitsui	0.000	2/5/2025	CP	A-1	P-1	86563GP55	133,944,000	132,968,590	133,356,736	0	4.681
FHLB DN	0.000	2/10/2025	Agy	A-1+	P-1	313385BS4	10,204,000	10,154,842	10,154,919	0	4.369
FHLMC Note	1.500	2/12/2025	Agy	AA+	Aaa	3137EAEP0	15,000,000	14,997,797	14,951,250	86,875	1.515
Toyota	1.800	2/13/2025	Corp	A+	A1	89236TGT6	10,000,000	9,998,720	9,965,800	69,000	1.813
FFCB Note	1.750	2/14/2025	Agy	AA+	Aaa	3133ENPG9	12,000,000	11,989,756	11,960,880	79,917	1.840
WW Grainger	1.850	2/15/2025	Corp	A+	A2	384802AE4	5,000,000	4,997,312	4,978,750	34,944	1.906
U.S. Treasury Note	1.500	2/15/2025	Tsy	AA+	Aaa	91282CDZ1	25,000,000	24,966,959	24,912,500	141,644	1.639
Sumitomo Mitsui	0.000	2/18/2025	CP	A-1	P-1	86563GPJ5	91,000,000	90,368,662	90,451,436	0	4.617
Societe Generale	0.000	2/19/2025	CP	A-1	P-1	83369BPK6	150,000,000	148,894,375	149,075,208	0	4.505
Societe Generale	0.000	2/26/2025	CP	A-1	P-1	83369BPS9	250,000,000	247,955,278	248,237,908	0	4.488
FHLB DN	0.000	2/26/2025	Agy	A-1+	P-1	313385CJ3	54,862,000	54,468,777	54,494,973	0	4.380
FHLB Note	5.000	2/28/2025	Agy	AA+	Aaa	3130AV7L0	15,000,000	14,990,058	15,014,250	256,250	5.069
U.S. Treasury Note	1.125	2/28/2025	Tsy	AA+	Aaa	912828ZC7	80,000,000	80,609,096	79,592,800	305,801	0.362
U.S. Treasury Note	4.625	2/28/2025	Tsy	AA+	Aaa	91282CGN5	60,000,000	59,689,307	60,016,800	942,887	5.163
American Express	2.250	3/4/2025	Corp	A-	A2	025816CQ0	10,000,000	9,996,858	9,969,400	73,125	2.283
IBRD Note	0.750	3/11/2025	Supra	AAA	Aaa	459058JA2	20,000,000	19,978,239	19,862,600	45,833	0.865
Texas Instrument	1.375	3/12/2025	Corp	A+	Aa3	882508BH6	10,000,000	9,997,152	9,937,700	41,632	1.405
Mizuho Bank	4.510	3/26/2025	CD	A-1	P-1	60710TXY2	119,865,000	119,865,000	119,866,199	90,099	4.573
U.S. Treasury Note	0.500	3/31/2025	Tsy	AA+	Aaa	912828ZF0	100,000,000	100,264,803	99,106,000	127,747	0.237
U.S. Treasury Note	2.625	3/31/2025	Tsy	AA+	Aaa	9128284F4	25,000,000	25,035,773	24,901,500	167,668	2.480
FHLB DN	0.000	4/1/2025	Agy	A-1+	P-1	313385DU7	116,477,000	115,222,349	115,249,332	0	4.380
Amazon	3.000	4/13/2025	Corp	AA	A1	023135CE4	25,000,000	24,987,376	24,899,500	162,500	3.053
Mizuho Bank	0.000	4/15/2025	CP	A-1	P-1	60689FRF7	60,000,000	59,235,250	59,999,867	0	4.550

*MV w/o Accrued includes the Bank of New York Mellon accrued interest for treasury bills, discount notes, and commercial paper. Original Cost does not include accrued interest.

Portfolio: Core 9218-1 (Cont.)

Issuer	Coupon	Maturity	Type	S&P	Moody's	CUSIP	Par Value	Original Cost	MV w/o Accrued*	Accr Income	Yld Mat
U.S. Treasury Note	2.625	4/15/2025	Tsy	AA+	Aaa	91282CEH0	50,000,000	49,894,832	49,767,000	281,250	2.848
FNMA Note	0.625	4/22/2025	Agy	AA+	Aaa	3135G03U5	20,000,000	19,991,934	19,781,400	23,958	0.666
Bank of New York Mellon	3.350	4/25/2025	Corp	A	Aa3	06406RBC0	20,000,000	19,999,079	19,922,800	122,833	3.354
Philip Morris	1.500	5/1/2025	Corp	A-	A2	718172CN7	5,000,000	4,995,120	4,946,350	12,500	1.599
Apple	1.125	5/11/2025	Corp	AA+	Aaa	037833DT4	5,000,000	4,998,309	4,940,400	7,813	1.161
Caterpillar	3.400	5/13/2025	Corp	A	A2	14913R2V8	15,000,000	14,993,968	14,940,150	68,000	3.442
TVA Note	0.750	5/15/2025	Agy	AA+	Aaa	880591EW8	10,000,000	9,994,394	9,870,700	9,583	0.809
U.S. Treasury Note	2.750	5/15/2025	Tsy	AA+	Aaa	91282CEQ0	120,000,000	119,810,945	119,340,000	428,453	2.917
U.S. Treasury Note	2.125	5/15/2025	Tsy	AA+	Aaa	912828XB1	30,000,000	30,142,375	29,764,800	82,769	1.623
U.S. Treasury Note	2.125	5/15/2025	Tsy	AA+	Aaa	912828XB1	45,000,000	45,213,562	44,647,200	124,154	1.623
Pfizer	4.650	5/19/2025	Corp	A	A2	716973AA0	15,000,000	14,995,868	15,006,000	81,375	4.678
Intercontinental Exg	3.650	5/23/2025	Corp	A-	A3	45866FAT1	7,000,000	6,997,490	6,970,040	26,969	3.687
U.S. Treasury Note	4.250	5/31/2025	Tsy	AA+	Aaa	91282CHD6	50,000,000	49,918,945	49,987,500	186,813	4.417
Amazon	0.800	6/3/2025	Corp	AA	A1	023135BQ8	10,000,000	9,999,274	9,854,100	6,222	0.808
John Deere	4.950	6/6/2025	Corp	A	A1	24422EWW5	7,000,000	6,998,155	7,009,030	24,063	4.975
U.S. Treasury Note	2.875	6/15/2025	Tsy	AA+	Aaa	91282CEU1	45,000,000	44,936,979	44,728,200	60,422	3.023
Toyota	3.950	6/30/2025	Corp	A+	A1	89236TKC8	15,000,000	14,995,224	14,949,000	1,646	3.982
Morgan Stanley Bank	5.479	7/16/2025	Corp	A+	Aa3	61690U7U8	10,000,000	10,000,000	10,036,100	251,121	5.476
IBM	4.000	7/27/2025	Corp	A-	A3	459200KS9	20,000,000	20,000,000	19,919,400	342,222	4.000
American Express	3.950	8/1/2025	Corp	A-	A2	025816CY3	12,000,000	11,995,993	11,951,880	197,500	3.984
Mercedes	5.375	8/1/2025	Corp	A	A2	58769JAJ6	10,000,000	9,998,245	10,039,000	223,958	5.423
Caterpillar	3.650	8/12/2025	Corp	A	A2	14913R2Z9	15,000,000	14,994,253	14,924,700	211,396	3.690
Chevron	0.687	8/12/2025	Corp	AA-	Aa2	166756AE6	10,000,000	10,000,000	9,771,300	26,526	0.687
U.S. Treasury Note	3.125	8/15/2025	Tsy	AA+	Aaa	91282CFE6	40,000,000	39,881,907	39,722,400	472,147	3.439
U.S. Treasury Note	2.000	8/15/2025	Tsy	AA+	Aaa	912828K74	60,000,000	60,208,814	59,167,200	453,261	1.633
U.S. Treasury Note	2.000	8/15/2025	Tsy	AA+	Aaa	912828K74	30,000,000	30,104,407	29,583,600	226,630	1.633
U.S. Treasury Note	2.000	8/15/2025	Tsy	AA+	Aaa	912828K74	5,000,000	5,028,528	4,930,600	37,772	1.399
U.S. Treasury Note	2.000	8/15/2025	Tsy	AA+	Aaa	912828K74	30,000,000	30,439,844	29,583,600	226,630	0.466
Bank of America NA	5.650	8/18/2025	Corp	A+	Aa1	06428CAC8	20,000,000	20,000,000	20,109,000	417,472	5.647
Apple	0.550	8/20/2025	Corp	AA+	Aaa	037833DX5	15,000,000	14,993,117	14,643,450	30,021	0.597
U.S. Treasury Note	5.000	8/31/2025	Tsy	AA+	Aaa	91282CHV6	25,000,000	25,028,398	25,120,750	424,724	4.882
U.S. Treasury Note	5.000	8/31/2025	Tsy	AA+	Aaa	91282CHV6	25,000,000	24,997,009	25,120,750	424,724	5.012
U.S. Treasury Note	5.000	8/31/2025	Tsy	AA+	Aaa	91282CHV6	25,000,000	24,969,030	25,120,750	424,724	5.128
Toyota	5.600	9/11/2025	Corp	A+	A1	89236TKZ7	15,000,000	14,998,792	15,104,850	256,667	5.605
Home Depot	4.000	9/15/2025	Corp	A	A2	437076CR1	10,000,000	9,998,846	9,966,700	117,778	4.011
IFC Note	3.626	9/15/2025	Supra	AAA	Aaa	45950KDA5	16,000,000	15,998,007	15,900,800	170,825	3.638

*MV w/o Accrued includes the Bank of New York Mellon accrued interest for treasury bills, discount notes, and commercial paper. Original Cost does not include accrued interest.

Portfolio: Core 9218-1 (Cont.)

Issuer	Coupon	Maturity	Type	S&P	Moody's	CUSIP	Par Value	Original Cost	MV w/o Accrued*	Accr Income	Yld Mat
U.S. Treasury Note	3.500	9/15/2025	Tsy	AA+	Aaa	91282CFK2	40,000,000	39,763,596	39,787,200	417,680	4.134
Citibank	5.864	9/29/2025	Corp	A+	Aa3	17325FBA5	15,000,000	15,000,000	15,132,150	224,787	5.864
U.S. Treasury Note	5.000	9/30/2025	Tsy	AA+	Aaa	91282CJB8	75,000,000	74,970,470	75,391,500	958,104	5.040
American Honda	5.800	10/3/2025	Corp	A-	A3	02665WEQ0	15,000,000	14,993,559	15,113,850	212,667	5.842
FFCB Note	5.125	10/10/2025	Agy	AA+	Aaa	3133EPYK5	20,000,000	20,000,000	20,122,800	230,625	5.121
U.S. Treasury Note	4.250	10/15/2025	Tsy	AA+	Aaa	91282CFP1	50,000,000	49,919,770	50,012,500	455,357	4.421
IBRD Note	0.500	10/28/2025	Supra	AAA	Aaa	459058JL8	25,000,000	24,994,397	24,214,250	21,875	0.523
Procter & Gamble	0.550	10/29/2025	Corp	AA-	Aa3	742718FL8	15,000,000	14,995,167	14,534,250	14,208	0.583
U.S. Treasury Note	5.000	10/31/2025	Tsy	AA+	Aaa	91282CJE2	15,000,000	14,991,211	15,086,550	128,453	5.061
U.S. Treasury Note	5.000	10/31/2025	Tsy	AA+	Aaa	91282CJE2	5,000,000	4,997,303	5,028,850	42,818	5.056
U.S. Treasury Note	5.000	10/31/2025	Tsy	AA+	Aaa	91282CJE2	30,000,000	29,980,886	30,173,100	256,906	5.067
Pepsico	5.250	11/10/2025	Corp	A+	A1	713448FV5	10,000,000	9,996,814	10,068,500	74,375	5.281
Bristol-Myers Squibb	0.750	11/13/2025	Corp	A	A2	110122DN5	10,000,000	9,996,904	9,687,200	10,000	0.783
U.S. Treasury Note	4.500	11/15/2025	Tsy	AA+	Aaa	91282CFW6	10,000,000	10,017,139	10,018,500	58,425	4.314
M&T Trust	5.400	11/21/2025	Corp	A-	A3	55279HAT7	20,000,000	19,996,089	20,059,600	120,000	5.419
U.S. Treasury Note	4.875	11/30/2025	Tsy	AA+	Aaa	91282CJL6	20,000,000	20,030,161	20,108,200	85,714	4.719
U.S. Treasury Note	4.875	11/30/2025	Tsy	AA+	Aaa	91282CJL6	25,000,000	25,043,685	25,135,250	107,143	4.694
Amazon	4.600	12/1/2025	Corp	AA	A1	023135CN4	25,000,000	24,999,542	25,033,000	95,833	4.598
Natl Securities Clearing	0.750	12/7/2025	Corp	AA+	Aaa	637639AE5	15,000,000	14,990,956	14,493,900	7,500	0.815
U.S. Treasury Note	4.000	12/15/2025	Tsy	AA+	Aaa	91282CGA3	25,000,000	24,948,102	24,957,500	46,703	4.222
U.S. Treasury Note	4.250	12/31/2025	Tsy	AA+	Aaa	91282CJS1	80,000,000	79,982,789	80,019,200	9,392	4.272
Total		0.244					5,023,129,978	5,009,995,457	5,006,804,499	16,004,876	3.849

Portfolio: Reserve 9218-2

Date: 12/31/24

Issuer	Coupon	Maturity	Type	S&P	Moody's	CUSIP	Par Value	Original Cost	MV w/o Accrued*	Accr Income	Yld Mat
Bk of New York Mellon - Sweep	4.350	1/2/2025	MMF	AAAm	Aaa-mf		460,157	460,157	460,157	9,031	4.410
Toyota	4.800	1/5/2026	Corp	A+	A1	89236TLJ2	12,000,000	11,990,760	12,027,600	281,600	4.841
Mercedes	4.900	1/9/2026	Corp	A	A2	58769JAP2	15,000,000	14,994,450	15,024,750	351,167	4.920
Toyota ABS	0.430	1/15/2026	ABS	AAA	Aaa	89239BAC5	976,249	976,171	973,076	187	0.434
Honda ABS	0.880	1/21/2026	ABS	NR	Aaa	43815GAC3	1,254,980	1,254,716	1,245,217	307	0.892
Citigroup	2.014	1/25/2026	Corp	BBB+	A3	17327CAN3	10,000,000	10,000,000	9,977,700	87,273	2.014
Bank of New York Mellon	0.750	1/28/2026	Corp	A	Aa3	06406RAQ0	20,000,000	19,957,000	19,214,400	63,750	0.794
U.S. Treasury Note	4.250	1/31/2026	Tsy	AA+	Aaa	91282CJV4	75,000,000	75,035,156	75,000,000	1,333,899	4.225

*MV w/o Accrued includes the Bank of New York Mellon accrued interest for treasury bills, discount notes, and commercial paper. Original Cost does not include accrued interest.

Portfolio: Reserve 9218-2 (Cont.)

Issuer	Coupon	Maturity	Type	S&P	Moody's	CUSIP	Par Value	Original Cost	MV w/o Accrued*	Accr Income	Yld Mat
Apple	0.700	2/8/2026	Corp	AA+	Aaa	037833EB2	20,000,000	19,955,000	19,216,800	55,611	0.746
Intel	4.875	2/10/2026	Corp	BBB	Baa1	458140CD0	5,000,000	5,000,000	5,000,950	95,469	4.875
U.S. Treasury Note	1.625	2/15/2026	Tsy	AA+	Aaa	912828P46	70,000,000	74,364,953	67,998,700	429,654	0.414
U.S. Treasury Note	1.625	2/15/2026	Tsy	AA+	Aaa	912828P46	30,000,000	31,840,220	29,142,300	184,137	0.414
U.S. Treasury Note	1.625	2/15/2026	Tsy	AA+	Aaa	912828P46	25,000,000	26,419,372	24,285,250	153,448	0.485
U.S. Treasury Note	1.625	2/15/2026	Tsy	AA+	Aaa	912828P46	25,000,000	26,468,262	24,285,250	153,448	0.447
U.S. Treasury Note	1.625	2/15/2026	Tsy	AA+	Aaa	912828P46	25,000,000	26,469,461	24,285,250	153,448	0.446
Union Pacific	4.750	2/21/2026	Corp	A-	A3	907818GE2	7,000,000	6,995,380	7,017,850	120,069	4.774
JPMorgan Chase & Co	2.595	2/24/2026	Corp	A	A1	46647PCV6	20,000,000	20,000,000	19,931,800	183,092	2.595
Cisco	4.900	2/26/2026	Corp	AA-	A1	17275RBP6	10,000,000	9,996,200	10,062,800	170,139	4.920
U.S. Treasury Note	4.625	2/28/2026	Tsy	AA+	Aaa	91282CKB6	30,000,000	30,045,703	30,120,600	471,443	4.544
Caterpillar	0.900	3/2/2026	Corp	A	A2	14913R2K2	25,000,000	24,942,750	23,993,750	74,375	0.946
Colgate-Palmolive	4.800	3/2/2026	Corp	A+	Aa3	194162AQ6	10,000,000	9,988,400	10,045,100	158,667	4.837
John Deere	4.950	3/6/2026	Corp	A	A1	24422EXK0	10,000,000	9,996,100	10,046,300	158,125	4.971
FHLB Note	4.500	3/13/2026	Agy	AA+	Aaa	3130AV6J6	30,000,000	30,444,300	30,072,300	405,000	3.474
U.S. Treasury Note	4.625	3/15/2026	Tsy	AA+	Aaa	91282CGR6	50,000,000	51,003,906	50,215,000	689,917	3.897
U.S. Treasury Note	0.750	3/31/2026	Tsy	AA+	Aaa	91282CBT7	30,000,000	29,689,453	28,734,300	57,486	0.963
U.S. Treasury Note	4.500	3/31/2026	Tsy	AA+	Aaa	91282CKH3	30,000,000	29,893,359	30,081,000	344,918	4.689
U.S. Treasury Note	4.500	3/31/2026	Tsy	AA+	Aaa	91282CKH3	25,000,000	24,782,227	25,067,500	287,431	4.975
IBRD Note	4.750	4/10/2026	Supra	AAA	Aaa	459058LE1	25,000,000	24,993,500	25,098,250	267,188	6.225
Toyota ABS	0.710	4/15/2026	ABS	AAA	NR	89238JAC9	1,181,108	1,181,082	1,172,509	373	0.712
JPMorgan Chase & Co	4.080	4/26/2026	Corp	A	A1	46647PCZ7	20,000,000	20,000,000	19,948,000	147,333	4.080
Citibank	5.438	4/30/2026	Corp	A+	Aa3	17325FBF4	15,000,000	15,000,000	15,136,500	138,216	5.438
U.S. Treasury Note	0.750	4/30/2026	Tsy	AA+	Aaa	91282CBW0	60,000,000	59,683,594	57,307,200	77,072	0.858
U.S. Treasury Note	4.875	4/30/2026	Tsy	AA+	Aaa	91282CKK6	30,000,000	29,926,172	30,231,900	250,483	5.006
Amazon	1.000	5/12/2026	Corp	AA	A1	023135BX3	20,000,000	19,913,600	19,134,800	27,222	1.089
Charles Schwab	1.150	5/13/2026	Corp	A-	A2	808513BR5	25,000,000	24,942,000	23,868,250	38,333	1.198
UnitedHealth Group	1.150	5/15/2026	Corp	A+	A2	91324PEC2	10,000,000	9,982,600	9,557,300	14,694	1.186
State Street	5.104	5/18/2026	Corp	A	Aa3	857477CB7	10,000,000	10,000,000	10,015,300	60,964	5.104
Toyota	4.450	5/18/2026	Corp	A+	A1	89236TKT1	20,000,000	19,988,400	19,970,800	106,306	4.471
Pfizer	4.450	5/19/2026	Corp	A	A2	716973AB8	20,000,000	19,976,600	19,972,000	103,833	4.492
U.S. Treasury Note	0.750	5/31/2026	Tsy	AA+	Aaa	91282CCF6	30,000,000	29,928,516	28,571,400	19,780	0.799
U.S. Treasury Note	0.750	5/31/2026	Tsy	AA+	Aaa	91282CCF6	30,000,000	29,916,797	28,571,400	19,780	0.807
U.S. Treasury Note	4.875	5/31/2026	Tsy	AA+	Aaa	91282CKS9	30,000,000	29,992,969	30,247,200	128,571	4.887
U.S. Treasury Note	2.125	5/31/2026	Tsy	AA+	Aaa	9128286X3	50,000,000	51,146,013	48,551,000	93,407	1.668
U.S. Treasury Note	2.125	5/31/2026	Tsy	AA+	Aaa	9128286X3	35,000,000	35,775,887	33,985,700	65,385	1.668

*MV w/o Accrued includes the Bank of New York Mellon accrued interest for treasury bills, discount notes, and commercial paper. Original Cost does not include accrued interest.

Portfolio: Reserve 9218-2 (Cont.)

Issuer	Coupon	Maturity	Type	S&P	Moody's	CUSIP	Par Value	Original Cost	MV w/o Accrued*	Accr Income	Yld Mat
U.S. Treasury Note	2.125	5/31/2026	Tsy	AA+	Aaa	9128286X3	5,000,000	5,109,170	4,855,100	9,341	1.669
U.S. Treasury Note	2.125	5/31/2026	Tsy	AA+	Aaa	9128286X3	31,000,000	33,566,440	30,101,620	57,912	0.451
John Deere	4.750	6/8/2026	Corp	A	A1	24422EWX3	7,000,000	6,995,940	7,028,980	21,243	4.771
Mercedes ABS	0.460	6/15/2026	ABS	AAA	Aaa	58772WAC7	1,509,588	1,509,390	1,499,957	309	0.466
U.S. Treasury Note	4.125	6/15/2026	Tsy	AA+	Aaa	91282CHH7	20,000,000	19,796,094	19,964,800	38,530	4.497
GM ABS	0.480	6/16/2026	ABS	AAA	NR	380140AC7	813,038	812,987	809,672	163	0.483
John Deere	1.050	6/17/2026	Corp	A	A1	24422EVR7	10,000,000	9,983,500	9,521,300	4,083	1.084
Toyota	1.125	6/18/2026	Corp	A+	A1	89236TJK2	10,000,000	9,995,600	9,523,300	4,063	1.134
Toyota	1.125	6/18/2026	Corp	A+	A1	89236TJK2	12,000,000	11,973,360	11,427,960	4,875	1.173
U.S. Treasury Note	0.875	6/30/2026	Tsy	AA+	Aaa	91282CCJ8	30,000,000	30,002,344	28,543,500	725	0.873
U.S. Treasury Note	4.625	6/30/2026	Tsy	AA+	Aaa	91282CKY6	40,000,000	39,954,688	40,212,400	5,111	4.685
U.S. Treasury Note	4.625	6/30/2026	Tsy	AA+	Aaa	91282CKY6	25,000,000	24,997,070	25,132,750	3,194	4.631
American Honda	5.250	7/7/2026	Corp	A-	A3	02665WEK3	10,000,000	9,987,700	10,077,400	253,750	5.295
FFCB Note	4.625	7/10/2026	Agy	AA+	Aaa	3133ERKR1	14,000,000	14,034,860	14,077,280	307,563	4.491
Bank of America	4.827	7/22/2026	Corp	A-	A1	06051GLA5	10,000,000	10,000,000	9,998,900	213,193	4.827
U.S. Treasury Note	0.625	7/31/2026	Tsy	AA+	Aaa	91282CCP4	20,000,000	19,897,656	18,900,000	52,310	0.730
U.S. Treasury Note	4.375	7/31/2026	Tsy	AA+	Aaa	91282CLB5	10,000,000	10,061,719	10,016,000	183,084	4.046
State Street	5.272	8/3/2026	Corp	A	Aa3	857477CD3	10,000,000	10,000,000	10,098,600	216,738	5.272
Citibank	4.929	8/6/2026	Corp	A+	Aa3	17325FBJ6	10,000,000	10,000,000	10,047,100	198,529	0.000
Goldman Sachs	5.798	8/10/2026	Corp	BBB+	A2	38145GAM2	14,000,000	14,000,000	14,077,420	317,924	5.798
BMW	1.250	8/12/2026	Corp	A	A2	05565EBW4	5,000,000	4,989,150	4,741,200	24,132	1.295
PNC Financial	1.150	8/13/2026	Corp	A-	A3	693475BB0	15,000,000	14,971,650	14,171,100	66,125	1.189
U.S. Treasury Note	4.375	8/15/2026	Tsy	AA+	Aaa	91282CHU8	25,000,000	24,869,141	25,045,000	413,128	4.566
Nissan ABS	1.860	8/17/2026	ABS	AAA	Aaa	65479QAC1	3,514,202	3,513,512	3,480,852	2,905	1.876
Toyota ABS	5.600	8/17/2026	ABS	AAA	NR	89231FAB6	2,021,551	2,021,427	2,025,998	5,031	5.670
Bank of America NA	5.526	8/18/2026	Corp	A+	Aa1	06428CAA2	15,000,000	15,000,000	15,197,400	306,233	5.526
U.S. Treasury Note	0.750	8/31/2026	Tsy	AA+	Aaa	91282CCW9	35,000,000	34,965,820	33,050,500	89,192	0.770
U.S. Treasury Note	3.750	8/31/2026	Tsy	AA+	Aaa	91282CLH2	10,000,000	10,026,563	9,920,300	127,417	3.607
U.S. Treasury Note	1.375	8/31/2026	Tsy	AA+	Aaa	912828YD6	20,000,000	20,771,103	19,085,200	93,439	0.604
U.S. Treasury Note	1.375	8/31/2026	Tsy	AA+	Aaa	912828YD6	35,000,000	36,691,986	33,399,100	163,519	0.414
U.S. Treasury Note	1.375	8/31/2026	Tsy	AA+	Aaa	912828YD6	20,000,000	20,980,276	19,085,200	93,439	0.401
U.S. Treasury Note	1.375	8/31/2026	Tsy	AA+	Aaa	912828YD6	25,000,000	26,319,751	23,856,500	116,799	0.328
U.S. Treasury Note	1.375	8/31/2026	Tsy	AA+	Aaa	912828YD6	35,000,000	36,815,830	33,399,100	163,519	0.328
FHLB Note	3.625	9/4/2026	Agy	AA+	Aaa	3130B2PJ8	10,000,000	9,986,700	9,925,500	108,750	3.696
American Honda	1.300	9/9/2026	Corp	A-	A3	02665WDZ1	10,000,000	9,992,300	9,451,700	40,444	1.316
Caterpillar	1.150	9/14/2026	Corp	A	A2	14913R2Q9	10,000,000	9,982,600	9,465,400	34,181	1.186

*MV w/o Accrued includes the Bank of New York Mellon accrued interest for treasury bills, discount notes, and commercial paper. Original Cost does not include accrued interest.

Portfolio: Reserve 9218-2 (Cont.)

Issuer	Coupon	Maturity	Type	S&P	Moody's	CUSIP	Par Value	Original Cost	MV w/o Accrued*	Accr Income	Yld Mat
Ford ABS	3.740	9/15/2026	ABS	NR	Aaa	34534LAD9	3,668,149	3,667,951	3,659,236	6,097	3.772
Toyota ABS	2.930	9/15/2026	ABS	AAA	Aaa	89238FAD5	2,426,792	2,426,735	2,412,061	3,160	2.949
Intuit	5.250	9/15/2026	Corp	A-	A3	46124HAE6	15,000,000	14,986,500	15,159,600	231,875	5.283
Texas Instrument	1.125	9/15/2026	Corp	A+	Aa3	882508BK9	10,000,000	10,000,000	9,457,400	33,125	1.125
U.S. Treasury Note	4.625	9/15/2026	Tsy	AA+	Aaa	91282CHY0	35,000,000	34,835,938	35,206,500	482,942	4.796
FNMA Note	1.875	9/24/2026	Agy	AA+	Aaa	3135G0Q22	30,000,000	31,710,315	28,830,300	151,563	0.709
Citigroup	5.610	9/29/2026	Corp	BBB+	A3	172967NX5	10,000,000	10,000,000	10,054,300	143,367	5.610
U.S. Treasury Note	0.875	9/30/2026	Tsy	AA+	Aaa	91282CCZ2	25,000,000	24,849,609	23,590,750	55,889	0.999
U.S. Treasury Note	3.500	9/30/2026	Tsy	AA+	Aaa	91282CLP4	65,000,000	64,862,891	64,177,100	581,250	3.610
FHLB Note	4.000	10/9/2026	Agy	AA+	Aaa	3130B3A29	15,000,000	14,996,850	14,966,250	133,333	4.011
John Deere	1.300	10/13/2026	Corp	A	A1	24422EVW6	10,000,000	9,980,700	9,464,800	28,167	1.340
U.S. Treasury Note	4.625	10/15/2026	Tsy	AA+	Aaa	91282CJC6	25,000,000	24,843,750	25,151,500	247,768	4.852
U.S. Treasury Note	4.625	10/15/2026	Tsy	AA+	Aaa	91282CJC6	25,000,000	24,820,313	25,151,500	247,768	4.888
Morgan Stanley	6.138	10/16/2026	Corp	A-	A1	61747YEX9	15,000,000	15,000,000	15,151,800	191,813	6.129
Morgan Stanley Bank	5.882	10/30/2026	Corp	A+	Aa3	61690U7W4	10,000,000	10,000,000	10,209,900	99,667	5.893
American Express	1.650	11/4/2026	Corp	A-	A2	025816CM9	17,000,000	16,973,140	16,110,050	44,413	1.683
PACCAR	5.200	11/9/2026	Corp	A+	A1	69371RS72	15,000,000	14,988,450	15,202,050	112,667	5.228
Public Storage	1.500	11/9/2026	Corp	A	A2	74460DAG4	5,000,000	4,992,350	4,728,950	10,833	1.532
Pepsico	5.125	11/10/2026	Corp	A+	A1	713448FW3	5,000,000	4,998,650	5,062,150	36,302	5.135
GM ABS	1.260	11/16/2026	ABS	AAA	NR	380146AC4	2,422,444	2,422,234	2,400,521	1,272	1.267
PACCAR	4.500	11/25/2026	Corp	A+	A1	69371RT55	10,000,000	9,991,500	10,004,200	45,000	4.545
State Street Bank & Trust	4.594	11/25/2026	Corp	AA-	Aa2	857449AC6	15,000,000	15,000,000	15,030,600	68,910	4.594
U.S. Treasury Note	1.250	11/30/2026	Tsy	AA+	Aaa	91282CDK4	20,000,000	20,090,625	18,907,000	21,978	1.156
U.S. Treasury Note	4.250	11/30/2026	Tsy	AA+	Aaa	91282CLY5	20,000,000	20,021,875	19,994,600	74,725	4.192
U.S. Treasury Note	4.250	11/30/2026	Tsy	AA+	Aaa	91282CLY5	10,000,000	10,016,797	9,997,300	37,363	4.159
U.S. Treasury Note	1.625	11/30/2026	Tsy	AA+	Aaa	91282YU8	25,000,000	26,242,881	23,803,750	35,714	0.630
U.S. Treasury Note	1.625	11/30/2026	Tsy	AA+	Aaa	91282YU8	15,000,000	15,960,426	14,282,250	21,429	0.354
U.S. Treasury Note	1.625	11/30/2026	Tsy	AA+	Aaa	91282YU8	35,000,000	37,202,399	33,325,250	50,000	0.354
U.S. Treasury Note	1.625	11/30/2026	Tsy	AA+	Aaa	91282YU8	45,000,000	47,428,660	42,846,750	64,286	0.530
Citibank	5.488	12/4/2026	Corp	A+	Aa3	17325FBC1	10,000,000	10,000,000	10,147,600	41,160	5.488
Thermo Fisher Scientific	5.000	12/5/2026	Corp	A-	A3	883556CZ3	10,000,000	9,993,100	10,095,000	36,111	5.025
JPMorgan Chase Bank	5.110	12/8/2026	Corp	AA-	Aa2	48125LRU8	20,000,000	20,000,000	20,211,400	65,294	5.110
Ford ABS	4.480	12/15/2026	ABS	AAA	Aaa	34535AAD2	5,001,205	5,000,916	4,998,255	9,958	4.525
U.S. Treasury Note	1.750	12/31/2026	Tsy	AA+	Aaa	91282YX2	25,000,000	25,067,556	23,819,250	1,209	1.693
U.S. Treasury Note	1.750	12/31/2026	Tsy	AA+	Aaa	91282YX2	15,000,000	15,212,782	14,291,550	725	1.449
U.S. Treasury Note	4.250	12/31/2026	Tsy	AA+	Aaa	91282CME8	30,000,000	30,012,891	30,000,000	3,522	4.227

*MV w/o Accrued includes the Bank of New York Mellon accrued interest for treasury bills, discount notes, and commercial paper. Original Cost does not include accrued interest.

Portfolio: Reserve 9218-2 (Cont.)

Issuer	Coupon	Maturity	Type	S&P	Moody's	CUSIP	Par Value	Original Cost	MV w/o Accrued*	Accr Income	Yld Mat
Mercedes	4.800	1/11/2027	Corp	A	A2	58769JAQ0	15,000,000	14,984,700	14,994,750	340,000	4.837
Toyota	1.900	1/13/2027	Corp	A+	A1	89236TJV8	20,000,000	19,979,200	18,960,000	177,333	1.922
IADB Note	1.500	1/13/2027	Supra	AAA	Aaa	4581X0EB0	30,000,000	29,925,300	28,331,700	210,000	1.552
Target	1.950	1/15/2027	Corp	A	A2	87612EBM7	10,000,000	9,983,000	9,512,700	89,917	1.986
Bank of New York Mellon	2.050	1/26/2027	Corp	A	Aa3	06406RBA4	20,000,000	19,983,000	19,043,400	176,528	2.068
U.S. Treasury Note	1.500	1/31/2027	Tsy	AA+	Aaa	912828Z78	15,000,000	15,676,220	14,184,450	94,158	0.570
U.S. Treasury Note	1.500	1/31/2027	Tsy	AA+	Aaa	912828Z78	75,000,000	78,929,888	70,922,250	470,788	0.423
U.S. Treasury Note	1.500	1/31/2027	Tsy	AA+	Aaa	912828Z78	70,000,000	71,662,416	66,194,100	439,402	1.004
U.S. Treasury Note	1.500	1/31/2027	Tsy	AA+	Aaa	912828Z78	30,000,000	30,700,180	28,368,900	188,315	1.004
Procter & Gamble	1.900	2/1/2027	Corp	AA-	Aa3	742718FV6	30,000,000	29,957,400	28,524,300	237,500	1.930
Eli Lilly	4.500	2/9/2027	Corp	A+	A1	532457CJ5	15,000,000	14,992,050	15,034,200	266,250	4.519
IBM	2.200	2/9/2027	Corp	A-	A3	459200KM2	10,000,000	9,998,600	9,499,600	86,778	2.203
Philip Morris	4.750	2/12/2027	Corp	A-	A2	718172DF3	10,000,000	9,937,300	10,021,300	183,403	4.978
U.S. Treasury Note	2.250	2/15/2027	Tsy	AA+	Aaa	912828V98	35,000,000	35,897,098	33,584,950	297,452	1.700
U.S. Treasury Note	2.250	2/15/2027	Tsy	AA+	Aaa	912828V98	40,000,000	41,008,570	38,382,800	339,946	1.700
Discover Card ABS	1.960	2/16/2027	ABS	AAA	NR	254683CR4	10,000,000	9,998,861	9,969,700	8,711	1.973
Bristol-Myers Squibb	4.900	2/22/2027	Corp	A	A2	110122EE4	10,000,000	9,989,200	10,083,600	175,583	4.939
Cisco	4.800	2/26/2027	Corp	AA-	A1	17275RBQ4	20,000,000	19,974,000	20,144,800	333,333	4.847
U.S. Treasury Note	1.125	2/28/2027	Tsy	AA+	Aaa	912828ZB9	40,000,000	41,122,773	37,440,800	152,901	0.536
U.S. Treasury Note	1.125	2/28/2027	Tsy	AA+	Aaa	912828ZB9	45,000,000	46,240,231	42,120,900	172,013	0.537
U.S. Treasury Note	1.125	2/28/2027	Tsy	AA+	Aaa	912828ZB9	10,000,000	10,248,539	9,360,200	38,225	0.594
U.S. Treasury Note	1.125	2/28/2027	Tsy	AA+	Aaa	912828ZB9	10,000,000	10,296,152	9,360,200	38,225	0.493
U.S. Treasury Note	1.125	2/28/2027	Tsy	AA+	Aaa	912828ZB9	35,000,000	35,168,533	32,760,700	133,788	1.021
U.S. Treasury Note	1.125	2/28/2027	Tsy	AA+	Aaa	912828ZB9	40,000,000	40,189,277	37,440,800	152,901	1.021
U.S. Treasury Note	1.125	2/28/2027	Tsy	AA+	Aaa	912828ZB9	20,000,000	20,233,787	18,720,400	76,450	0.869
American Express	2.550	3/4/2027	Corp	A-	A2	025816CS6	10,000,000	9,990,700	9,574,500	82,875	2.570
John Deere	4.850	3/5/2027	Corp	A	A1	24422EXM6	10,000,000	9,990,700	10,066,900	156,278	4.884
American Express Credit Card ABS	2.210	3/15/2027	ABS	NR	Aaa	02589BAA8	11,250,000	11,249,422	11,197,125	11,050	2.222
Capital One Credit Card ABS	2.800	3/15/2027	ABS	AAA	NR	14041NFZ9	17,000,000	16,998,718	16,936,590	21,156	2.820
Berkshire Hathaway	2.300	3/15/2027	Corp	AA	Aa2	084664CZ2	25,000,000	24,995,250	23,945,500	169,306	2.304
U.S. Treasury Note	4.250	3/15/2027	Tsy	AA+	Aaa	91282CKE0	25,000,000	24,654,297	24,991,250	316,989	4.761
State Street	4.993	3/18/2027	Corp	A	Aa3	857477CL5	10,000,000	10,000,000	10,082,300	142,855	4.993
U.S. Treasury Note	2.500	3/31/2027	Tsy	AA+	Aaa	91282CEF4	40,000,000	40,160,938	38,512,400	255,495	2.414
U.S. Treasury Note	0.625	3/31/2027	Tsy	AA+	Aaa	91282ZE3	30,000,000	30,197,942	27,694,800	47,905	0.482
U.S. Treasury Note	0.625	3/31/2027	Tsy	AA+	Aaa	91282ZE3	20,000,000	20,129,409	18,463,200	31,937	0.482
Adobe	4.850	4/4/2027	Corp	A+	A1	00724PAE9	10,000,000	9,995,000	10,071,300	117,208	4.868

*MV w/o Accrued includes the Bank of New York Mellon accrued interest for treasury bills, discount notes, and commercial paper. Original Cost does not include accrued interest.

Portfolio: Reserve 9218-2 (Cont.)

Issuer	Coupon	Maturity	Type	S&P	Moody's	CUSIP	Par Value	Original Cost	MV w/o Accrued*	Accr Income	Yld Mat
Amazon	3.300	4/13/2027	Corp	AA	A1	023135CF1	20,000,000	19,958,800	19,522,200	143,000	3.345
U.S. Treasury Note	4.500	4/15/2027	Tsy	AA+	Aaa	91282CKJ9	10,000,000	9,906,250	10,049,200	96,429	4.843
GM ABS	3.640	4/16/2027	ABS	NR	Aaa	36265WAD5	5,955,386	5,955,345	5,931,922	9,032	3.668
Northern Trust	4.000	5/10/2027	Corp	A+	A2	665859AW4	10,000,000	9,983,800	9,868,200	56,667	4.036
American Express Credit Card ABS	3.390	5/15/2027	ABS	AAA	NR	02582JIT8	20,000,000	19,995,576	19,911,200	30,133	3.424
UnitedHealth Group	3.700	5/15/2027	Corp	A+	A2	91324PEG3	10,000,000	9,996,400	9,804,200	47,278	3.708
UnitedHealth Group	3.700	5/15/2027	Corp	A+	A2	91324PEG3	10,000,000	9,994,600	9,804,200	47,278	3.712
Discover Card ABS	3.320	5/17/2027	ABS	NR	Aaa	254683CS2	10,000,000	9,999,187	9,953,400	14,756	3.346
U.S. Treasury Note	2.625	5/31/2027	Tsy	AA+	Aaa	91282CET4	75,000,000	74,343,750	72,193,500	173,077	2.814
U.S. Treasury Note	2.625	5/31/2027	Tsy	AA+	Aaa	91282CET4	60,000,000	58,914,844	57,754,800	138,462	3.019
U.S. Treasury Note	0.500	5/31/2027	Tsy	AA+	Aaa	91282ZS2	40,000,000	39,986,215	36,570,400	17,582	0.507
IBRD Note	3.125	6/15/2027	Supra	AAA	Aaa	459058KJ1	20,000,000	19,989,600	19,428,400	27,778	3.136
U.S. Treasury Note	4.625	6/15/2027	Tsy	AA+	Aaa	91282CKV2	10,000,000	10,042,188	10,082,800	21,600	4.470
FFCB Note	0.760	6/24/2027	Agy	AA+	Aaa	3133ELN91	31,750,000	31,809,531	29,152,533	4,692	0.720
U.S. Treasury Note	3.250	6/30/2027	Tsy	AA+	Aaa	91282CEW7	25,000,000	25,233,398	24,411,250	2,244	3.047
U.S. Treasury Note	3.250	6/30/2027	Tsy	AA+	Aaa	91282CEW7	75,000,000	76,933,594	73,233,750	6,733	2.686
U.S. Treasury Note	0.500	6/30/2027	Tsy	AA+	Aaa	91282ZV5	25,000,000	25,020,227	22,791,000	345	0.483
U.S. Treasury Note	0.500	6/30/2027	Tsy	AA+	Aaa	91282ZV5	15,000,000	14,988,264	13,674,600	207	0.516
U.S. Treasury Note	0.500	6/30/2027	Tsy	AA+	Aaa	91282ZV5	5,000,000	5,025,683	4,558,200	69	0.393
U.S. Treasury Note	0.500	6/30/2027	Tsy	AA+	Aaa	91282ZV5	20,000,000	20,100,984	18,232,800	276	0.393
U.S. Treasury Note	0.500	6/30/2027	Tsy	AA+	Aaa	91282ZV5	25,000,000	25,123,900	22,791,000	345	0.393
U.S. Treasury Note	0.500	6/30/2027	Tsy	AA+	Aaa	91282ZV5	10,000,000	10,027,004	9,116,400	138	0.441
U.S. Treasury Note	0.500	6/30/2027	Tsy	AA+	Aaa	91282ZV5	15,000,000	15,040,459	13,674,600	207	0.441
U.S. Treasury Note	0.500	6/30/2027	Tsy	AA+	Aaa	91282ZV5	10,000,000	10,026,544	9,116,400	138	0.441
Discover Card ABS	3.560	7/15/2027	ABS	AAA	Aaa	254683CW3	10,000,000	9,998,759	9,949,100	15,822	3.592
IBM	4.150	7/27/2027	Corp	A-	A3	459200KT7	20,000,000	19,974,000	19,768,400	355,056	4.179
Honeywell	4.650	7/30/2027	Corp	A	A2	438516CX2	15,000,000	14,999,550	15,053,550	290,625	4.651
Caterpillar	3.600	8/12/2027	Corp	A	A2	14913R3A3	10,000,000	9,995,500	9,787,500	139,000	3.610
U.S. Treasury Note	3.125	8/31/2027	Tsy	AA+	Aaa	91282CFH9	60,000,000	59,599,219	58,265,400	637,086	3.271
U.S. Treasury Note	0.500	8/31/2027	Tsy	AA+	Aaa	91282CAH4	25,000,000	25,042,025	22,647,500	42,472	0.464
U.S. Treasury Note	0.500	8/31/2027	Tsy	AA+	Aaa	91282CAH4	55,000,000	55,070,860	49,824,500	93,439	0.473
U.S. Treasury Note	0.500	8/31/2027	Tsy	AA+	Aaa	91282CAH4	35,000,000	35,067,666	31,706,500	59,461	0.459
Toyota ABS	5.300	9/15/2027	ABS	NR	Aaa	89239HAD0	17,768,833	17,767,079	17,873,847	41,855	5.363
Toyota ABS	4.630	9/15/2027	ABS	AAA	NR	891940AC2	9,525,143	9,525,138	9,531,239	19,601	4.675
Toyota	4.550	9/20/2027	Corp	A+	A1	89236TKJ3	10,000,000	9,990,300	9,998,300	127,653	4.572
U.S. Treasury Note	4.125	9/30/2027	Tsy	AA+	Aaa	91282CFM8	50,000,000	50,361,328	49,797,000	526,957	3.964

*MV w/o Accrued includes the Bank of New York Mellon accrued interest for treasury bills, discount notes, and commercial paper. Original Cost does not include accrued interest.

Portfolio: Reserve 9218-2 (Cont.)

Issuer	Coupon	Maturity	Type	S&P	Moody's	CUSIP	Par Value	Original Cost	MV w/o Accrued*	Accr Income	Yld Mat
U.S. Treasury Note	4.125	10/31/2027	Tsy	AA+	Aaa	91282CFU0	20,000,000	19,861,719	19,918,800	141,298	4.280
U.S. Treasury Note	4.125	10/31/2027	Tsy	AA+	Aaa	91282CFU0	15,000,000	14,916,211	14,939,100	105,974	4.250
American Express	5.850	11/5/2027	Corp	A-	A2	025816DB2	10,000,000	9,992,800	10,312,300	91,000	5.867
Marsh & McLennan	4.550	11/8/2027	Corp	A-	A3	571748BY7	10,000,000	9,988,600	9,989,400	66,986	4.591
Mercedes ABS	4.510	11/15/2027	ABS	AAA	NR	58770AAC7	4,278,231	4,277,718	4,278,745	8,575	4.558
Caterpillar	4.600	11/15/2027	Corp	A	A2	14913UAS9	12,000,000	11,989,680	12,005,760	70,533	4.631
U.S. Treasury Note	4.125	11/15/2027	Tsy	AA+	Aaa	91282CLX7	30,000,000	29,937,891	29,864,100	160,670	4.199
U.S. Treasury Note	4.125	11/15/2027	Tsy	AA+	Aaa	91282CLX7	10,000,000	9,998,438	9,954,700	53,557	4.130
U.S. Treasury Note	3.875	11/30/2027	Tsy	AA+	Aaa	91282CFZ9	80,000,000	79,634,375	79,087,200	272,527	3.977
Amazon	4.550	12/1/2027	Corp	AA	A1	023135CP9	15,000,000	14,991,300	15,091,200	56,875	4.563
U.S. Treasury Note	4.000	12/15/2027	Tsy	AA+	Aaa	91282CMB4	25,000,000	24,821,289	24,804,750	46,703	4.260
U.S. Treasury Note	3.875	12/31/2027	Tsy	AA+	Aaa	91282CGC9	50,000,000	49,687,500	49,420,000	5,352	4.014
U.S. Treasury Note	3.875	12/31/2027	Tsy	AA+	Aaa	91282CGC9	20,000,000	19,788,339	19,768,000	2,141	4.118
PACCAR	4.600	1/10/2028	Corp	A+	A1	69371RS31	15,000,000	14,974,800	14,967,000	327,750	4.638
IADB Note	4.000	1/12/2028	Supra	AAA	Aaa	4581X0EH7	10,000,000	9,959,700	9,890,800	187,778	4.090
U.S. Treasury Note	0.750	1/31/2028	Tsy	AA+	Aaa	91282CBJ9	65,000,000	64,966,765	58,396,000	204,008	0.760
U.S. Treasury Note	0.750	1/31/2028	Tsy	AA+	Aaa	91282CBJ9	10,000,000	9,887,152	8,984,000	31,386	0.978
IBM	4.500	2/6/2028	Corp	A-	A3	459200KX8	10,000,000	9,984,500	9,940,700	181,250	4.535
American Express	5.098	2/16/2028	Corp	A-	A2	025816DP1	10,000,000	10,000,000	10,058,300	191,175	5.098
U.S. Treasury Note	4.000	2/29/2028	Tsy	AA+	Aaa	91282CGP0	20,000,000	19,838,281	19,815,600	271,823	4.181
Colgate-Palmolive	4.600	3/1/2028	Corp	A+	Aa3	194162AR4	15,000,000	14,984,700	15,100,200	230,000	4.623
FHLB Note	4.500	3/10/2028	Agy	AA+	Aaa	3130ATS57	52,840,000	53,341,452	53,033,923	733,155	4.288
TVA Note	3.875	3/15/2028	Agy	AA+	Aaa	880591EZ1	10,000,000	9,918,700	9,865,200	114,097	4.058
U.S. Treasury Note	1.250	3/31/2028	Tsy	AA+	Aaa	91282CBS9	150,000,000	149,003,329	136,213,500	479,052	1.386
Morgan Stanley	5.652	4/13/2028	Corp	A-	A1	61747YFP5	10,000,000	10,000,000	10,169,900	122,460	5.652
Toyota ABS	5.160	4/17/2028	ABS	AAA	NR	89231FAD2	10,000,000	9,997,738	10,078,100	22,933	5.226
U.S. Treasury Note	3.500	4/30/2028	Tsy	AA+	Aaa	91282CHA2	10,000,000	9,992,188	9,746,500	59,945	3.517
U.S. Treasury Note	1.250	4/30/2028	Tsy	AA+	Aaa	91282CBZ3	75,000,000	74,757,162	67,936,500	160,566	1.316
U.S. Treasury Note	1.250	4/30/2028	Tsy	AA+	Aaa	91282CBZ3	15,000,000	14,951,511	13,587,300	32,113	1.316
U.S. Treasury Note	1.250	4/30/2028	Tsy	AA+	Aaa	91282CBZ3	10,000,000	9,968,110	9,058,200	21,409	1.316
U.S. Treasury Note	1.250	4/30/2028	Tsy	AA+	Aaa	91282CBZ3	50,000,000	50,160,358	45,291,000	107,044	1.184
Hershey	4.250	5/4/2028	Corp	A	A1	427866BH0	5,000,000	4,992,850	4,952,250	33,646	4.282
Apple	4.000	5/10/2028	Corp	AA+	Aaa	037833ET3	25,000,000	24,951,750	24,615,750	141,667	4.043
Florida Power & Light	4.400	5/15/2028	Corp	A+	Aa2	341081GN1	5,000,000	4,996,700	4,951,200	28,111	4.415
Lockheed Martin	4.450	5/15/2028	Corp	A-	A2	539830BZ1	5,000,000	4,991,000	4,963,750	28,431	4.491
U.S. Treasury Note	2.875	5/15/2028	Tsy	AA+	Aaa	9128284N7	15,000,000	14,998,048	14,326,200	55,991	2.878

*MV w/o Accrued includes the Bank of New York Mellon accrued interest for treasury bills, discount notes, and commercial paper. Original Cost does not include accrued interest.

Portfolio: Reserve 9218-2 (Cont.)

Issuer	Coupon	Maturity	Type	S&P	Moody's	CUSIP	Par Value	Original Cost	MV w/o Accrued*	Accr Income	Yld Mat
U.S. Treasury Note	2.875	5/15/2028	Tsy	AA+	Aaa	9128284N7	50,000,000	49,541,758	47,754,000	186,637	3.076
Pfizer	4.450	5/19/2028	Corp	A	A2	716973AC6	5,000,000	4,994,000	4,955,600	25,958	4.477
FFCB Note	1.000	5/22/2028	Agy	AA+	Aaa	3133ELZX5	17,200,000	17,207,487	15,333,284	18,633	0.991
U.S. Treasury Note	3.625	5/31/2028	Tsy	AA+	Aaa	91282CHE4	30,000,000	29,807,813	29,339,100	95,604	3.767
U.S. Treasury Note	4.000	6/30/2028	Tsy	AA+	Aaa	91282CHK0	55,000,000	54,692,773	54,424,150	6,077	4.125
U.S. Treasury Note	1.250	6/30/2028	Tsy	AA+	Aaa	91282CCH2	95,000,000	95,175,067	85,585,500	3,280	1.212
U.S. Treasury Note	1.250	6/30/2028	Tsy	AA+	Aaa	91282CCH2	5,000,000	5,009,058	4,504,500	173	1.212
U.S. Treasury Note	1.250	6/30/2028	Tsy	AA+	Aaa	91282CCH2	45,000,000	45,562,862	40,540,500	1,554	0.989
U.S. Treasury Note	1.250	6/30/2028	Tsy	AA+	Aaa	91282CCH2	20,000,000	20,245,843	18,018,000	691	0.989
American Honda	5.125	7/7/2028	Corp	A-	A3	02665WEM9	10,000,000	9,995,600	10,068,100	247,708	5.135
Toyota	5.118	7/13/2028	Corp	A+	A1	892331AQ2	12,000,000	12,000,000	12,162,240	286,608	5.118
FFCB Note	0.820	7/14/2028	Agy	AA+	Aaa	3133ELU44	12,000,000	12,008,095	10,574,160	45,647	0.806
John Deere	4.950	7/14/2028	Corp	A	A1	24422EXB0	10,000,000	9,985,100	10,096,600	229,625	4.984
JPMorgan Chase & Co	4.979	7/22/2028	Corp	A	A1	46647PEL6	10,000,000	10,000,000	10,033,500	219,906	4.979
U.S. Treasury Note	4.125	7/31/2028	Tsy	AA+	Aaa	91282CHQ7	85,000,000	84,893,750	84,402,450	1,467,289	4.153
U.S. Treasury Note	4.125	7/31/2028	Tsy	AA+	Aaa	91282CHQ7	20,000,000	19,899,219	19,859,400	345,245	4.238
PACCAR	4.950	8/10/2028	Corp	A+	A1	69371RS64	15,000,000	14,976,300	15,115,650	290,813	4.986
U.S. Treasury Note	4.375	8/31/2028	Tsy	AA+	Aaa	91282CHX2	100,000,000	100,531,250	100,066,000	1,486,533	4.256
U.S. Treasury Note	1.125	8/31/2028	Tsy	AA+	Aaa	91282CCV1	90,000,000	90,238,728	80,262,000	344,026	1.070
Philip Morris	5.250	9/7/2028	Corp	A-	A2	718172DC0	15,000,000	14,878,650	15,218,250	249,375	5.437
Unilever	4.875	9/8/2028	Corp	A+	A1	904764BS5	10,000,000	9,979,800	10,075,600	153,021	4.921
Intuit	5.125	9/15/2028	Corp	A-	A3	46124HAF3	15,000,000	14,969,250	15,224,400	226,354	5.172
Citibank	5.803	9/29/2028	Corp	A+	Aa3	17325FBB3	20,000,000	20,000,000	20,622,600	296,598	5.803
U.S. Treasury Note	1.250	9/30/2028	Tsy	AA+	Aaa	91282CCY5	20,000,000	19,915,428	17,871,800	63,874	1.336
U.S. Treasury Note	1.250	9/30/2028	Tsy	AA+	Aaa	91282CCY5	14,000,000	13,943,701	12,510,260	44,712	1.336
U.S. Treasury Note	4.875	10/31/2028	Tsy	AA+	Aaa	91282CJF9	80,000,000	80,268,750	81,428,000	667,956	4.799
U.S. Treasury Note	1.375	10/31/2028	Tsy	AA+	Aaa	91282CDF5	50,000,000	49,783,043	44,777,500	117,749	1.467
U.S. Treasury Note	3.125	11/15/2028	Tsy	AA+	Aaa	9128285M8	45,000,000	44,667,013	43,054,200	182,579	3.288
U.S. Treasury Note	5.250	11/15/2028	Tsy	AA+	Aaa	912810FF0	10,000,000	10,183,778	10,313,700	68,163	4.828
U.S. Treasury Note	4.375	11/30/2028	Tsy	AA+	Aaa	91282CJN2	105,000,000	105,385,547	105,028,350	403,846	4.293
U.S. Treasury Note	1.500	11/30/2028	Tsy	AA+	Aaa	91282CDL2	35,000,000	35,170,042	31,430,350	46,154	1.399
U.S. Treasury Note	1.500	11/30/2028	Tsy	AA+	Aaa	91282CDL2	10,000,000	10,047,812	8,980,100	13,187	1.399
U.S. Treasury Note	1.500	11/30/2028	Tsy	AA+	Aaa	91282CDL2	75,000,000	75,164,938	67,350,750	98,901	1.453
Mercedes	4.850	1/11/2029	Corp	A	A2	58769JAR8	12,000,000	11,985,720	11,908,800	274,833	4.877
Procter & Gamble	4.350	1/29/2029	Corp	AA-	Aa3	742718GF0	20,000,000	19,991,200	19,902,800	367,333	4.360
U.S. Treasury Note	1.750	1/31/2029	Tsy	AA+	Aaa	91282CDW8	50,000,000	50,002,843	45,144,500	366,168	1.749

*MV w/o Accrued includes the Bank of New York Mellon accrued interest for treasury bills, discount notes, and commercial paper. Original Cost does not include accrued interest.

Portfolio: Reserve 9218-2 (Cont.)

Issuer	Coupon	Maturity	Type	S&P	Moody's	CUSIP	Par Value	Original Cost	MV w/o Accrued*	Accr Income	Yld Mat
Air Products & Chemicals	4.600	2/8/2029	Corp	A	A2	009158BH8	20,000,000	19,973,400	19,908,000	365,444	4.630
Philip Morris	4.875	2/13/2029	Corp	A-	A2	718172DG1	10,000,000	9,907,000	9,986,600	186,875	5.088
Bristol-Myers Squibb	4.900	2/22/2029	Corp	A	A2	110122EF1	10,000,000	9,979,000	10,044,100	175,583	4.948
Cisco	4.850	2/26/2029	Corp	AA-	A1	17275RBR2	10,000,000	9,996,500	10,063,000	168,403	4.858
U.S. Treasury Note	4.250	2/28/2029	Tsy	AA+	Aaa	91282CKD2	25,000,000	25,017,578	24,880,000	361,015	4.234
U.S. Treasury Note	1.875	2/28/2029	Tsy	AA+	Aaa	91282CEB3	25,000,000	25,038,272	22,639,750	159,271	1.843
U.S. Treasury Note	1.875	2/28/2029	Tsy	AA+	Aaa	91282CEB3	75,000,000	75,113,020	67,919,250	477,814	1.843
American Honda	4.900	3/13/2029	Corp	A-	A3	02665WFE6	10,000,000	9,995,600	9,965,100	147,000	4.910
U.S. Treasury Note	4.125	3/31/2029	Tsy	AA+	Aaa	91282CKG5	45,000,000	44,850,586	44,551,800	474,262	4.199
U.S. Treasury Note	2.375	3/31/2029	Tsy	AA+	Aaa	91282CEE7	50,000,000	49,943,240	46,138,500	303,400	2.399
Adobe	4.800	4/4/2029	Corp	A+	A1	00724PAF6	10,000,000	9,985,100	10,053,100	116,000	4.834
U.S. Treasury Note	4.625	4/30/2029	Tsy	AA+	Aaa	91282CKP5	40,000,000	39,885,938	40,378,000	316,851	4.690
U.S. Treasury Note	2.750	5/31/2029	Tsy	AA+	Aaa	91282CES6	15,000,000	14,917,779	14,022,600	36,264	2.863
U.S. Treasury Note	2.750	5/31/2029	Tsy	AA+	Aaa	91282CES6	25,000,000	24,628,329	23,371,000	60,440	3.058
U.S. Treasury Note	2.750	5/31/2029	Tsy	AA+	Aaa	91282CES6	40,000,000	39,414,007	37,393,600	96,703	3.058
U.S. Treasury Note	2.750	5/31/2029	Tsy	AA+	Aaa	91282CES6	25,000,000	24,640,149	23,371,000	60,440	3.057
U.S. Treasury Note	2.750	5/31/2029	Tsy	AA+	Aaa	91282CES6	20,000,000	19,716,925	18,696,800	48,352	3.057
U.S. Treasury Note	4.250	6/30/2029	Tsy	AA+	Aaa	91282CKX8	45,000,000	44,915,625	44,745,300	5,283	4.292
U.S. Treasury Note	4.250	6/30/2029	Tsy	AA+	Aaa	91282CKX8	80,000,000	80,815,625	79,547,200	9,392	4.019
U.S. Treasury Note	3.250	6/30/2029	Tsy	AA+	Aaa	91282CEV9	25,000,000	25,657,525	23,852,500	2,244	2.693
FFCB Note	1.000	7/9/2029	Agy	AA+	Aaa	3133ELS96	10,000,000	9,994,639	8,583,700	47,778	1.011
Eli Lilly	4.200	8/14/2029	Corp	A+	A1	532457CQ9	10,000,000	9,978,100	9,805,100	159,833	4.249
U.S. Treasury Note	1.625	8/15/2029	Tsy	AA+	Aaa	91282YB0	30,000,000	31,281,899	26,622,600	184,137	0.786
U.S. Treasury Note	1.625	8/15/2029	Tsy	AA+	Aaa	91282YB0	45,000,000	46,894,542	39,933,900	276,206	0.786
U.S. Treasury Note	1.625	8/15/2029	Tsy	AA+	Aaa	91282YB0	10,000,000	10,440,225	8,874,200	61,379	0.749
U.S. Treasury Note	1.625	8/15/2029	Tsy	AA+	Aaa	91282YB0	45,000,000	45,457,245	39,933,900	276,206	1.419
U.S. Treasury Note	1.625	8/15/2029	Tsy	AA+	Aaa	91282YB0	30,000,000	30,299,462	26,622,600	184,137	1.419
U.S. Treasury Note	3.625	8/31/2029	Tsy	AA+	Aaa	91282CLK5	15,000,000	15,054,492	14,521,950	184,755	3.545
U.S. Treasury Note	3.875	9/30/2029	Tsy	AA+	Aaa	91282CFL0	40,000,000	40,189,934	39,125,200	396,016	3.772
U.S. Treasury Note	4.000	10/31/2029	Tsy	AA+	Aaa	91282CFT3	75,000,000	74,545,555	73,728,750	513,812	4.130
U.S. Treasury Note	4.000	10/31/2029	Tsy	AA+	Aaa	91282CFT3	25,000,000	24,948,962	24,576,250	171,271	4.043
U.S. Treasury Note	4.000	10/31/2029	Tsy	AA+	Aaa	91282CFT3	10,000,000	9,878,865	9,830,500	68,508	4.263
U.S. Treasury Note	4.000	10/31/2029	Tsy	AA+	Aaa	91282CFT3	25,000,000	24,528,167	24,576,250	171,271	4.411
Mercedes	5.100	11/15/2029	Corp	A	A2	58769JBA4	15,000,000	14,988,900	14,962,050	97,750	5.615
U.S. Treasury Note	1.750	11/15/2029	Tsy	AA+	Aaa	91282YS3	50,000,000	49,946,677	44,336,000	113,605	1.772
U.S. Treasury Note	1.750	11/15/2029	Tsy	AA+	Aaa	91282YS3	38,000,000	37,960,190	33,695,360	86,340	1.772

*MV w/o Accrued includes the Bank of New York Mellon accrued interest for treasury bills, discount notes, and commercial paper. Original Cost does not include accrued interest.

Portfolio: Reserve 9218-2 (Cont.)

Issuer	Coupon	Maturity	Type	S&P	Moody's	CUSIP	Par Value	Original Cost	MV w/o Accrued*	Accr Income	Yld Mat
U.S. Treasury Note	1.750	11/15/2029	Tsy	AA+	Aaa	912828YS3	31,000,000	32,397,789	27,488,320	70,435	0.804
U.S. Treasury Note	1.750	11/15/2029	Tsy	AA+	Aaa	912828YS3	1,000,000	1,014,271	886,720	2,272	1.446
State Street Bank & Trust	4.782	11/23/2029	Corp	AA-	Aa2	857449AE2	10,000,000	10,000,000	9,973,200	47,820	4.782
U.S. Treasury Note	4.125	11/30/2029	Tsy	AA+	Aaa	91282CMA6	60,000,000	60,105,469	59,311,200	217,582	4.086
U.S. Treasury Note	3.875	11/30/2029	Tsy	AA+	Aaa	91282CFY2	40,000,000	39,973,195	39,096,800	136,264	3.890
U.S. Treasury Note	4.375	12/31/2029	Tsy	AA+	Aaa	91282CMD0	20,000,000	20,013,281	19,987,600	2,417	4.360
Total		2.770					7,423,817,056	7,468,600,433	7,141,619,896	45,445,647	2.760

Portfolio: Extended Reserve 9218-5

Date: 12/31/24

Issuer	Coupon	Maturity	Type	S&P	Moody's	CUSIP	Par Value	Original Cost	MV w/o Accrued*	Accr Income	Yld Mat
Bk of New York Mellon - Sweep	4.350	1/2/2025	MMF	AAAm	Aaa-mf		344,184	344,184	344,184	2,524	4.410
U.S. Treasury Note	1.750	11/15/2029	Tsy	AA+	Aaa	912828YS3	49,000,000	50,213,516	43,449,280	111,333	1.438
U.S. Treasury Note	1.750	11/15/2029	Tsy	AA+	Aaa	912828YS3	30,000,000	31,539,844	26,601,600	68,163	1.100
U.S. Treasury Note	3.875	11/30/2029	Tsy	AA+	Aaa	91282CFY2	30,000,000	30,171,094	29,322,600	102,198	3.755
U.S. Treasury Note	1.500	2/15/2030	Tsy	AA+	Aaa	912828Z94	1,000,000	1,048,203	868,200	5,666	0.990
U.S. Treasury Note	1.500	2/15/2030	Tsy	AA+	Aaa	912828Z94	5,000,000	5,388,672	4,341,000	28,329	0.684
U.S. Treasury Note	1.500	2/15/2030	Tsy	AA+	Aaa	912828Z94	4,000,000	4,343,438	3,472,800	22,663	0.602
U.S. Treasury Note	1.500	2/15/2030	Tsy	AA+	Aaa	912828Z94	15,000,000	16,081,641	13,023,000	84,986	0.738
U.S. Treasury Note	1.500	2/15/2030	Tsy	AA+	Aaa	912828Z94	9,000,000	9,738,281	7,813,800	50,992	0.638
U.S. Treasury Note	1.500	2/15/2030	Tsy	AA+	Aaa	912828Z94	11,000,000	11,959,922	9,550,200	62,323	0.582
U.S. Treasury Note	1.500	2/15/2030	Tsy	AA+	Aaa	912828Z94	10,000,000	10,734,766	8,682,000	56,658	0.720
U.S. Treasury Note	1.500	2/15/2030	Tsy	AA+	Aaa	912828Z94	10,000,000	10,442,969	8,682,000	56,658	0.986
U.S. Treasury Note	1.500	2/15/2030	Tsy	AA+	Aaa	912828Z94	65,000,000	65,076,172	56,433,000	368,274	1.486
U.S. Treasury Note	1.500	2/15/2030	Tsy	AA+	Aaa	912828Z94	20,000,000	20,228,906	17,364,000	113,315	1.359
U.S. Treasury Note	3.500	4/30/2030	Tsy	AA+	Aaa	91282CGZ8	20,000,000	20,017,188	19,136,800	119,890	3.486
FFCB Note	1.300	5/13/2030	Agy	AA+	Aaa	3133ELYY4	15,000,000	15,012,240	12,739,500	26,000	1.291
U.S. Treasury Note	0.625	5/15/2030	Tsy	AA+	Aaa	912828ZQ6	20,000,000	19,935,938	16,408,600	16,229	0.658
U.S. Treasury Note	0.625	5/15/2030	Tsy	AA+	Aaa	912828ZQ6	5,000,000	4,883,203	4,102,150	4,057	0.871
U.S. Treasury Note	0.625	5/15/2030	Tsy	AA+	Aaa	912828ZQ6	10,000,000	9,976,953	8,204,300	8,115	0.649
U.S. Treasury Note	0.625	5/15/2030	Tsy	AA+	Aaa	912828ZQ6	12,000,000	11,935,313	9,845,160	9,738	0.682
U.S. Treasury Note	3.750	6/30/2030	Tsy	AA+	Aaa	91282CHJ3	20,000,000	19,739,063	19,345,400	2,072	3.965
FNMA Note	0.875	8/5/2030	Agy	AA+	Aaa	3135G05Q2	10,000,000	9,924,800	8,256,100	35,486	0.954
FNMA Note	0.875	8/5/2030	Agy	AA+	Aaa	3135G05Q2	10,000,000	9,924,800	8,256,100	35,486	0.954

*MV w/o Accrued includes the Bank of New York Mellon accrued interest for treasury bills, discount notes, and commercial paper. Original Cost does not include accrued interest.

Portfolio: Extended Reserve 9218-5 (Cont.)

Issuer	Coupon	Maturity	Type	S&P	Moody's	CUSIP	Par Value	Original Cost	MV w/o Accrued*	Accr Income	Yld Mat
FNMA Note	0.875	8/5/2030	Agy	AA+	Aaa	3135G05Q2	20,000,000	19,783,800	16,512,200	70,972	0.989
U.S. Treasury Note	0.625	8/15/2030	Tsy	AA+	Aaa	91282CAE1	18,000,000	17,875,547	14,615,820	42,493	0.697
U.S. Treasury Note	0.625	8/15/2030	Tsy	AA+	Aaa	91282CAE1	5,000,000	4,968,359	4,059,950	11,804	0.691
U.S. Treasury Note	0.625	8/15/2030	Tsy	AA+	Aaa	91282CAE1	16,000,000	15,919,375	12,991,840	37,772	0.677
U.S. Treasury Note	0.625	8/15/2030	Tsy	AA+	Aaa	91282CAE1	20,000,000	19,889,063	16,239,800	47,215	0.683
U.S. Treasury Note	4.125	8/31/2030	Tsy	AA+	Aaa	91282CHW4	80,000,000	79,625,000	78,759,200	1,121,271	4.203
U.S. Treasury Note	4.125	8/31/2030	Tsy	AA+	Aaa	91282CHW4	40,000,000	40,192,188	39,379,600	560,635	4.035
U.S. Treasury Note	4.625	9/30/2030	Tsy	AA+	Aaa	91282CHZ7	25,000,000	24,854,492	25,229,500	295,416	4.724
U.S. Treasury Note	4.625	9/30/2030	Tsy	AA+	Aaa	91282CHZ7	40,000,000	41,284,375	40,367,200	472,665	4.031
U.S. Treasury Note	4.875	10/31/2030	Tsy	AA+	Aaa	91282CJG7	20,000,000	20,011,719	20,439,000	166,989	4.865
U.S. Treasury Note	4.875	10/31/2030	Tsy	AA+	Aaa	91282CJG7	55,000,000	55,565,039	56,207,250	459,220	4.690
U.S. Treasury Note	0.875	11/15/2030	Tsy	AA+	Aaa	91282CAV3	50,000,000	50,136,719	40,904,500	56,802	0.846
U.S. Treasury Note	0.875	11/15/2030	Tsy	AA+	Aaa	91282CAV3	21,000,000	20,922,070	17,179,890	23,857	0.914
U.S. Treasury Note	4.375	11/30/2030	Tsy	AA+	Aaa	91282CJM4	100,000,000	100,070,313	99,625,000	384,615	4.363
U.S. Treasury Note	3.750	12/31/2030	Tsy	AA+	Aaa	91282CJQ5	15,000,000	14,875,781	14,450,400	1,554	3.886
U.S. Treasury Note	4.000	1/31/2031	Tsy	AA+	Aaa	91282CJX0	40,000,000	40,204,688	39,022,000	669,565	3.916
U.S. Treasury Note	1.125	2/15/2031	Tsy	AA+	Aaa	91282CBL4	61,000,000	58,950,781	50,334,760	259,209	1.489
U.S. Treasury Note	1.125	2/15/2031	Tsy	AA+	Aaa	91282CBL4	15,000,000	14,194,922	12,377,400	63,740	1.718
U.S. Treasury Note	1.125	2/15/2031	Tsy	AA+	Aaa	91282CBL4	5,000,000	4,772,461	4,125,800	21,247	1.630
U.S. Treasury Note	4.250	2/28/2031	Tsy	AA+	Aaa	91282CKC4	50,000,000	49,978,516	49,428,000	722,030	4.257
U.S. Treasury Note	4.625	4/30/2031	Tsy	AA+	Aaa	91282CKN0	30,000,000	29,905,078	30,250,800	237,638	4.679
U.S. Treasury Note	1.625	5/15/2031	Tsy	AA+	Aaa	91282CCB5	65,000,000	64,824,805	54,831,400	137,137	1.654
U.S. Treasury Note	1.625	5/15/2031	Tsy	AA+	Aaa	91282CCB5	25,000,000	25,079,102	21,089,000	52,745	1.590
U.S. Treasury Note	1.625	5/15/2031	Tsy	AA+	Aaa	91282CCB5	10,000,000	10,010,547	8,435,600	21,098	1.613
U.S. Treasury Note	1.625	5/15/2031	Tsy	AA+	Aaa	91282CCB5	15,000,000	15,545,508	12,653,400	31,647	1.229
U.S. Treasury Note	1.625	5/15/2031	Tsy	AA+	Aaa	91282CCB5	26,000,000	26,274,219	21,932,560	54,855	1.507
U.S. Treasury Note	1.625	5/15/2031	Tsy	AA+	Aaa	91282CCB5	10,000,000	10,101,172	8,435,600	21,098	1.509
FFCB Note	3.150	6/2/2031	Agy	AA+	Aaa	3133ENXY1	20,000,000	19,826,200	18,329,400	50,750	3.262
U.S. Treasury Note	1.250	8/15/2031	Tsy	AA+	Aaa	91282CCS8	60,000,000	59,798,438	48,961,200	283,288	1.286
U.S. Treasury Note	1.250	8/15/2031	Tsy	AA+	Aaa	91282CCS8	50,000,000	48,566,406	40,801,000	236,073	1.567
FFCB Note	1.400	8/25/2031	Agy	AA+	Aaa	3133EM3H3	14,750,000	14,743,215	12,005,615	72,275	1.405
TVA Note	1.500	9/15/2031	Agy	AA+	Aaa	880591EX6	10,000,000	9,998,200	8,182,100	44,167	1.502
U.S. Treasury Note	3.625	9/30/2031	Tsy	AA+	Aaa	91282CLM1	50,000,000	49,966,797	47,510,000	463,084	3.636
U.S. Treasury Note	4.125	10/31/2031	Tsy	AA+	Aaa	91282CLU3	40,000,000	39,692,188	39,150,000	282,597	4.253
U.S. Treasury Note	1.375	11/15/2031	Tsy	AA+	Aaa	91282CDJ7	52,000,000	51,540,938	42,489,720	92,831	1.471
U.S. Treasury Note	1.375	11/15/2031	Tsy	AA+	Aaa	91282CDJ7	35,000,000	33,718,945	28,598,850	62,483	1.784

*MV w/o Accrued includes the Bank of New York Mellon accrued interest for treasury bills, discount notes, and commercial paper. Original Cost does not include accrued interest.

Portfolio: Extended Reserve 9218-5 (Cont.)

Issuer	Coupon	Maturity	Type	S&P	Moody's	CUSIP	Par Value	Original Cost	MV w/o Accrued*	Accr Income	Yld Mat
U.S. Treasury Note	4.125	11/30/2031	Tsy	AA+	Aaa	91282CLZ2	30,000,000	29,996,484	29,357,700	108,791	4.127
U.S. Treasury Note	4.500	12/31/2031	Tsy	AA+	Aaa	91282CMC2	55,000,000	55,167,578	55,042,900	6,837	4.449
U.S. Treasury Note	1.875	2/15/2032	Tsy	AA+	Aaa	91282CDY4	15,000,000	15,003,516	12,615,900	106,233	1.872
U.S. Treasury Note	2.875	5/15/2032	Tsy	AA+	Aaa	91282CEP2	40,000,000	39,473,438	35,923,600	149,309	3.029
U.S. Treasury Note	2.875	5/15/2032	Tsy	AA+	Aaa	91282CEP2	25,000,000	25,505,859	22,452,250	93,318	2.639
U.S. Treasury Note	2.875	5/15/2032	Tsy	AA+	Aaa	91282CEP2	15,000,000	15,311,719	13,471,350	55,991	2.632
U.S. Treasury Note	2.750	8/15/2032	Tsy	AA+	Aaa	91282CFF3	30,000,000	29,055,469	26,605,200	311,617	3.120
U.S. Treasury Note	2.750	8/15/2032	Tsy	AA+	Aaa	91282CFF3	35,000,000	32,180,859	31,039,400	363,553	3.733
U.S. Treasury Note	2.750	8/15/2032	Tsy	AA+	Aaa	91282CFF3	20,000,000	17,919,531	17,736,800	207,745	4.047
FFCB Note	3.500	9/1/2032	Agy	AA+	Aaa	3133ENJ92	10,000,000	9,921,300	9,147,300	116,667	3.594
U.S. Treasury Note	4.125	11/15/2032	Tsy	AA+	Aaa	91282CFV8	25,000,000	25,722,656	24,383,750	133,892	3.774
U.S. Treasury Note	4.125	11/15/2032	Tsy	AA+	Aaa	91282CFV8	45,000,000	45,894,727	43,890,750	241,005	3.880
U.S. Treasury Note	4.125	11/15/2032	Tsy	AA+	Aaa	91282CFV8	35,000,000	36,673,438	34,137,250	187,448	3.542
U.S. Treasury Note	4.125	11/15/2032	Tsy	AA+	Aaa	91282CFV8	15,000,000	15,205,078	14,630,250	80,335	3.953
U.S. Treasury Note	4.125	11/15/2032	Tsy	AA+	Aaa	91282CFV8	10,000,000	10,217,969	9,753,500	53,557	3.845
U.S. Treasury Note	4.125	11/15/2032	Tsy	AA+	Aaa	91282CFV8	25,000,000	25,323,242	24,383,750	133,892	3.957
U.S. Treasury Note	3.500	2/15/2033	Tsy	AA+	Aaa	91282CGM7	20,000,000	19,949,219	18,607,000	264,402	3.530
U.S. Treasury Note	3.500	2/15/2033	Tsy	AA+	Aaa	91282CGM7	40,000,000	40,203,125	37,214,000	528,804	3.438
U.S. Treasury Note	3.500	2/15/2033	Tsy	AA+	Aaa	91282CGM7	35,000,000	34,526,953	32,562,250	462,704	3.666
FFCB Note	4.500	8/8/2033	Agy	AA+	Aaa	3133EPSE6	12,000,000	11,926,320	11,704,320	214,500	4.577
FFCB Note	4.500	8/8/2033	Agy	AA+	Aaa	3133EPSE6	13,000,000	12,916,150	12,679,680	232,375	4.581
U.S. Treasury Note	3.875	8/15/2033	Tsy	AA+	Aaa	91282CHT1	25,000,000	24,554,688	23,796,000	365,914	4.094
U.S. Treasury Note	3.875	8/15/2033	Tsy	AA+	Aaa	91282CHT1	100,000,000	94,593,750	95,184,000	1,463,655	4.561
U.S. Treasury Note	3.875	8/15/2033	Tsy	AA+	Aaa	91282CHT1	35,000,000	32,359,961	33,314,400	512,279	4.851
U.S. Treasury Note	4.500	11/15/2033	Tsy	AA+	Aaa	91282CJJ1	25,000,000	25,315,430	24,890,750	146,064	4.342
U.S. Treasury Note	4.500	11/15/2033	Tsy	AA+	Aaa	91282CJJ1	5,000,000	5,252,734	4,978,150	29,213	3.878
U.S. Treasury Note	4.500	11/15/2033	Tsy	AA+	Aaa	91282CJJ1	5,000,000	5,219,922	4,978,150	29,213	3.953
U.S. Treasury Note	4.500	11/15/2033	Tsy	AA+	Aaa	91282CJJ1	10,000,000	9,869,922	9,956,300	58,425	4.670
U.S. Treasury Note	4.000	2/15/2034	Tsy	AA+	Aaa	91282CJZ5	50,000,000	49,060,547	47,877,000	755,435	4.233
U.S. Treasury Note	4.000	2/15/2034	Tsy	AA+	Aaa	91282CJZ5	55,000,000	54,067,578	52,664,700	830,978	4.211
FHLB Note	4.375	3/10/2034	Agy	AA+	Aaa	3130AYW85	25,000,000	24,789,000	24,179,500	337,240	4.480
U.S. Treasury Note	4.375	5/15/2034	Tsy	AA+	Aaa	91282CKQ3	38,000,000	37,605,156	37,423,920	215,849	4.505
U.S. Treasury Note	4.375	5/15/2034	Tsy	AA+	Aaa	91282CKQ3	65,000,000	65,396,094	64,014,600	369,216	4.298
TVA Note	4.375	8/1/2034	Agy	AA+	Aaa	880591FB3	10,000,000	10,036,100	9,665,100	167,708	4.330
TVA Note	4.375	8/1/2034	Agy	AA+	Aaa	880591FB3	7,000,000	6,937,630	6,765,570	117,396	4.487

*MV w/o Accrued includes the Bank of New York Mellon accrued interest for treasury bills, discount notes, and commercial paper. Original Cost does not include accrued interest.

Portfolio: Extended Reserve 9218-5 (Cont.)

Issuer	Coupon	Maturity	Type	S&P	Moody's	CUSIP	Par Value	Original Cost	MV w/o Accrued*	Accr Income	Yld Mat
U.S. Treasury Note	3.875	8/15/2034	Tsy	AA+	Aaa	91282CLF6	40,000,000	40,000,000	37,831,200	585,462	3.875
U.S. Treasury Note	4.250	11/15/2034	Tsy	AA+	Aaa	91282CLW9	45,000,000	44,771,681	43,839,900	248,308	4.313
U.S. Treasury Note	4.250	11/15/2034	Tsy	AA+	Aaa	91282CLW9	30,000,000	30,166,406	29,226,600	165,539	4.181
FFCB Note	4.375	12/13/2034	Agy	AA+	Aaa	3133ERJ93	20,000,000	20,000,000	19,361,200	43,750	4.375
Total		7.024					2,730,094,184	2,720,419,292	2,519,433,069	19,518,608	3.226

Portfolio: Wastewater 208

Date: 12/31/24

Issuer	Coupon	Maturity	Type	S&P	Moody's	CUSIP	Par Value	Original Cost	MV w/o Accrued*	Accr Income	Yld Mat
Bk of New York Mellon - Sweep	4.350	1/2/2025	MMF	AAAm	Aaa-mf		129	129	129	3	4.410
FHLB DN	0.000	1/7/2025	Agy	A-1+	P-1	313385AG1	8,212,000	8,113,675	8,205,266	0	4.672
U.S. Treasury Bill	0.000	1/7/2025	Tsy	A-1+	P-1	912797MW4	3,423,000	3,381,632	3,421,049	0	4.620
John Deere	0.000	1/14/2025	CP	A-1	P-1	24422LNE9	6,118,000	6,048,907	6,107,686	0	4.803
Sumitomo Mitsui	0.000	1/14/2025	CP	A-1	P-1	86563GNE8	11,354,000	11,220,256	11,334,939	0	4.847
FHLMC DN	0.000	1/14/2025	Agy	A-1+	P-1	313397AP6	10,680,000	10,561,713	10,662,485	0	4.657
John Deere	0.000	1/17/2025	CP	A-1	P-1	24422CNH2	10,678,000	10,560,764	10,656,109	0	4.833
FHLB DN	0.000	1/24/2025	Agy	A-1+	P-1	313385AZ9	6,046,000	5,767,239	6,029,011	0	4.856
U.S. Treasury Bill	0.000	1/28/2025	Tsy	A-1+	P-1	912797MZ7	12,243,000	12,104,194	12,205,904	0	4.664
Komatsu	0.000	1/31/2025	CP	A-1	P-1	50045VNX7	16,747,000	16,620,002	16,683,961	0	4.713
FHLB DN	0.000	1/31/2025	Agy	A-1+	P-1	313385BG0	23,380,000	23,190,973	23,295,364	0	4.570
Sumitomo Mitsui	0.000	2/4/2025	CP	A-1	P-1	86563GP48	11,799,000	11,673,183	11,748,744	0	4.748
FHLB DN	0.000	2/11/2025	Agy	A-1+	P-1	313385BT2	14,558,000	14,400,001	14,486,229	0	4.562
Societe Generale	0.000	2/14/2025	CP	A-1	P-1	83369BPE0	33,220,000	32,883,371	33,036,044	0	4.736
U.S. Treasury Note	2.000	2/15/2025	Tsy	AA+	Aaa	912828J27	14,700,000	14,949,785	14,658,105	111,049	1.792
IADB DN	0.000	2/18/2025	Supra	A-1+	P-1	45818LCA6	13,530,000	13,377,806	13,452,203	0	4.627
U.S. Treasury Bill	0.000	2/25/2025	Tsy	A-1+	P-1	912797NJ2	13,131,000	12,985,369	13,048,275	0	4.561
Siemens Capital	0.000	3/4/2025	CP	A-1+	P-1	82619TQ42	16,563,000	16,378,783	16,436,392	0	4.574
BNP Paribas	0.000	3/11/2025	CP	A-1	P-1	09659BQB9	11,123,000	10,999,288	11,028,493	0	4.574
FHLB DN	0.000	3/18/2025	Agy	A-1+	P-1	313385DE3	10,498,000	10,397,091	10,403,413	0	4.380
U.S. Treasury Bill	0.000	3/25/2025	Tsy	A-1+	P-1	912797NS2	12,189,000	12,059,355	12,072,961	0	4.324
FHLB DN	0.000	5/15/2025	Agy	A-1+	P-1	313385FQ4	15,850,000	15,442,622	15,604,801	0	4.442
FHLB DN	0.000	5/28/2025	Agy	A-1+	P-1	313385GD2	12,314,000	11,906,304	12,105,155	0	4.590
U.S. Treasury Note	4.250	5/31/2025	Tsy	AA+	Aaa	91282CHD6	16,950,000	16,933,447	16,945,763	63,330	4.421
FFCB DN	0.000	6/2/2025	Agy	A-1+	P-1	313313GJ1	15,000,000	14,475,667	14,738,250	0	4.648

*MV w/o Accrued includes the Bank of New York Mellon accrued interest for treasury bills, discount notes, and commercial paper. Original Cost does not include accrued interest.

Portfolio: Wastewater 208 (Cont.)

Issuer	Coupon	Maturity	Type	S&P	Moody's	CUSIP	Par Value	Original Cost	MV w/o Accrued*	Accr Income	Yld Mat
FHLB DN	0.000	6/2/2025	Agy	A-1+	P-1	313385GJ9	11,563,000	11,073,484	11,361,226	0	4.965
FHLB DN	0.000	6/2/2025	Agy	A-1+	P-1	313385GJ9	11,534,000	11,072,678	11,332,732	0	4.893
FHLB DN	0.000	6/2/2025	Agy	A-1+	P-1	313385GJ9	342,000	330,195	336,032	0	4.589
FHLB DN	0.000	6/2/2025	Agy	A-1+	P-1	313385GJ9	14,249,000	13,878,289	14,000,355	0	4.415
FHLB DN	0.000	6/2/2025	Agy	A-1+	P-1	313385GJ9	28,422,000	27,769,080	27,926,036	0	4.503
U.S. Treasury Note	4.625	3/15/2026	Tsy	AA+	Aaa	91282CGR6	4,789,000	4,888,147	4,809,593	66,080	3.876
U.S. Treasury Note	1.125	2/29/2028	Tsy	AA+	Aaa	91282CBP5	6,156,000	6,160,809	5,583,184	23,531	1.113
U.S. Treasury Note	1.500	2/15/2030	Tsy	AA+	Aaa	912828Z94	6,512,000	6,258,897	5,653,718	36,895	2.029
Total		0.332					403,873,129	397,863,134	399,369,605	300,889	4.422

Portfolio: LA MICLA 2016 STLIG 26U

Date: 12/31/24

Issuer	Coupon	Maturity	Type	S&P	Moody's	CUSIP	Par Value	Original Cost	MV w/o Accrued*	Accr Income	Yld Mat
Bk of New York Mellon - Sweep	4.350	1/2/2025	MMF	AAAm	Aaa-mf		133,681	133,681	133,681	500	4.410
Total		0.005					133,681	133,681	133,681	500	4.410

Portfolio: LA MICLA 2017 STLIG 26Y

Date: 12/31/24

Issuer	Coupon	Maturity	Type	S&P	Moody's	CUSIP	Par Value	Original Cost	MV w/o Accrued*	Accr Income	Yld Mat
Bk of New York Mellon - Sweep	4.350	1/2/2025	MMF	AAAm	Aaa-mf		3,952,725	3,952,725	3,952,725	14,798	4.410
Total		0.005					3,952,725	3,952,725	3,952,725	14,798	4.410

Portfolio: Batiquitos LT 72W

Date: 12/31/24

Issuer	Coupon	Maturity	Type	S&P	Moody's	CUSIP	Par Value	Original Cost	MV w/o Accrued*	Accr Income	Yld Mat
Bk of New York Mellon - Sweep	4.350	1/2/2025	MMF	AAAm	Aaa-mf		241,207	241,207	241,207	903	4.410
U.S. Treasury Note	0.750	3/31/2026	Tsy	AA+	Aaa	91282CBT7	286,000	285,084	273,934	548	0.816
FNMA Note	2.125	4/24/2026	Agy	AA+	Aaa	3135G0K36	6,342,000	6,025,369	6,166,707	25,082	2.732
FNMA Note	2.125	4/24/2026	Agy	AA+	Aaa	3135G0K36	70,000	67,642	68,065	277	2.546
FNMA Note	2.125	4/24/2026	Agy	AA+	Aaa	3135G0K36	71,000	68,672	69,038	281	2.557

*MV w/o Accrued includes the Bank of New York Mellon accrued interest for treasury bills, discount notes, and commercial paper. Original Cost does not include accrued interest.

Portfolio: Batiquitos LT 72W (Cont.)

Issuer	Coupon	Maturity	Type	S&P	Moody's	CUSIP	Par Value	Original Cost	MV w/o Accrued*	Accr Income	Yld Mat
FNMA Note	2.125	4/24/2026	Agy	AA+	Aaa	3135G0K36	74,000	68,751	71,955	293	3.135
FNMA Note	2.125	4/24/2026	Agy	AA+	Aaa	3135G0K36	75,000	69,725	72,927	297	3.187
FNMA Note	2.125	4/24/2026	Agy	AA+	Aaa	3135G0K36	72,000	70,128	70,010	285	2.533
U.S. Treasury Note	4.625	9/15/2026	Tsy	AA+	Aaa	91282CHY0	300,000	298,418	301,770	4,140	4.818
Total		1.283					7,531,207	7,194,997	7,335,612	32,104	2.804

Portfolio: Harbor Emergency FD 751

Date: 12/31/24

Issuer	Coupon	Maturity	Type	S&P	Moody's	CUSIP	Par Value	Original Cost	MV w/o Accrued*	Accr Income	Yld Mat
Bk of New York Mellon - Sweep	4.350	1/2/2025	MMF	AAAm	Aaa-mf		5,048	5,048	5,048	29	4.410
U.S. Treasury Bill	0.000	5/29/2025	Tsy	A-1+	P-1	912797NN3	26,862,000	26,289,357	26,407,226	0	4.529
U.S. Treasury Note	4.875	11/30/2025	Tsy	AA+	Aaa	91282CJL6	10,300,000	10,344,258	10,355,723	44,143	4.648
U.S. Treasury Note	4.875	5/31/2026	Tsy	AA+	Aaa	91282CKS9	15,320,000	15,300,252	15,446,237	65,657	4.943
U.S. Treasury Note	4.875	5/31/2026	Tsy	AA+	Aaa	91282CKS9	812,000	811,778	818,691	3,480	4.889
U.S. Treasury Note	4.000	1/31/2029	Tsy	AA+	Aaa	91282CJW2	3,500,000	3,455,430	3,451,595	58,587	4.288
U.S. Treasury Note	4.000	1/31/2029	Tsy	AA+	Aaa	91282CJW2	177,000	174,732	174,552	2,963	4.290
Total		1.025					56,976,048	56,380,854	56,659,072	174,859	4.653

Portfolio: Harbor Foods Restoration 70L

Date: 12/31/24

Issuer	Coupon	Maturity	Type	S&P	Moody's	CUSIP	Par Value	Original Cost	MV w/o Accrued*	Accr Income	Yld Mat
Bk of New York Mellon - Sweep	4.350	1/2/2025	MMF	AAAm	Aaa-mf		16,658	16,658	16,658	61	4.410
U.S. Treasury Note	4.875	5/31/2026	Tsy	AA+	Aaa	91282CKS9	648,000	648,582	653,340	2,777	4.827
Total		1.379					664,658	665,240	669,997	2,838	4.817

*MV w/o Accrued includes the Bank of New York Mellon accrued interest for treasury bills, discount notes, and commercial paper. Original Cost does not include accrued interest.

Portfolio: City of LA DWP PRB 2010C J7D

Date: 12/31/24

Issuer	Coupon	Maturity	Type	S&P	Moody's	CUSIP	Par Value	Original Cost	MV w/o Accrued*	Accr Income	Yld Mat
Bk of New York Mellon - Sweep	4.350	1/2/2025	MMF	AAAm	Aaa-mf		9,373	9,373	9,373	661	4.410
U.S. Treasury Note	4.250	5/31/2025	Tsy	AA+	Aaa	91282CHD6	6,037,000	5,987,949	6,035,491	22,556	4.688
U.S. Treasury Note	0.750	3/31/2026	Tsy	AA+	Aaa	91282CBT7	504,000	502,425	482,736	966	0.815
FNMA Note	2.125	4/24/2026	Agy	AA+	Aaa	3135G0K36	10,720,000	9,978,262	10,423,699	42,396	2.978
FNMA Note	2.125	4/24/2026	Agy	AA+	Aaa	3135G0K36	118,000	113,965	114,738	467	2.553
FNMA Note	2.125	4/24/2026	Agy	AA+	Aaa	3135G0K36	5,024,000	4,963,586	4,885,137	19,869	2.279
FNMA Note	2.125	4/24/2026	Agy	AA+	Aaa	3135G0K36	174,000	168,921	169,191	688	2.509
FNMA Note	2.125	4/24/2026	Agy	AA+	Aaa	3135G0K36	5,126,000	4,983,343	4,984,317	20,273	2.496
FNMA Note	2.125	4/24/2026	Agy	AA+	Aaa	3135G0K36	242,000	224,979	235,311	957	3.126
FNMA Note	2.125	4/24/2026	Agy	AA+	Aaa	3135G0K36	5,315,000	4,977,179	5,168,093	21,020	3.041
FNMA Note	2.125	4/24/2026	Agy	AA+	Aaa	3135G0K36	7,000	6,555	6,807	28	3.041
FNMA Note	2.125	4/24/2026	Agy	AA+	Aaa	3135G0K36	305,000	283,549	296,570	1,206	3.187
FNMA Note	2.125	4/24/2026	Agy	AA+	Aaa	3135G0K36	5,288,000	4,983,914	5,141,840	20,913	3.002
FNMA Note	2.125	4/24/2026	Agy	AA+	Aaa	3135G0K36	354,000	344,796	344,215	1,400	2.533
FNMA Note	2.125	4/24/2026	Agy	AA+	Aaa	3135G0K36	4,962,000	4,984,061	4,824,850	19,624	2.055
U.S. Treasury Note	4.625	9/15/2026	Tsy	AA+	Aaa	91282CHY0	1,000,000	992,656	1,005,900	13,798	4.895
FNMA Note	1.875	9/24/2026	Agy	AA+	Aaa	3135G0Q22	5,300,000	5,300,954	5,093,353	26,776	1.872
FNMA Note	1.875	9/24/2026	Agy	AA+	Aaa	3135G0Q22	5,547,000	5,965,688	5,330,722	28,024	0.574
U.S. Treasury Note	1.125	2/28/2027	Tsy	AA+	Aaa	91282ZB9	4,940,000	4,990,365	4,623,939	18,883	0.941
U.S. Treasury Note	4.250	3/15/2027	Tsy	AA+	Aaa	91282CKE0	1,449,000	1,439,095	1,448,493	18,373	4.499
U.S. Treasury Note	0.500	5/31/2027	Tsy	AA+	Aaa	91282ZS2	5,025,000	5,001,249	4,594,157	2,209	0.575
U.S. Treasury Note	0.500	5/31/2027	Tsy	AA+	Aaa	91282ZS2	5,672,000	5,432,491	5,185,683	2,493	1.304
U.S. Treasury Note	2.625	5/31/2027	Tsy	AA+	Aaa	91282CET4	6,000,000	5,769,141	5,775,480	13,846	3.476
U.S. Treasury Note	2.625	5/31/2027	Tsy	AA+	Aaa	91282CET4	840,000	779,723	808,567	1,938	4.363
U.S. Treasury Note	2.625	5/31/2027	Tsy	AA+	Aaa	91282CET4	5,743,000	5,492,865	5,528,097	13,253	3.693
U.S. Treasury Note	2.625	5/31/2027	Tsy	AA+	Aaa	91282CET4	1,327,000	1,281,799	1,277,344	3,062	4.016
U.S. Treasury Note	4.625	6/15/2027	Tsy	AA+	Aaa	91282CKV2	5,500,000	5,525,352	5,545,540	11,880	4.458
U.S. Treasury Note	4.625	6/15/2027	Tsy	AA+	Aaa	91282CKV2	6,400,000	6,458,000	6,452,992	13,824	4.238
Total		1.769					98,928,373	96,942,235	95,792,634	341,385	2.784

*MV w/o Accrued includes the Bank of New York Mellon accrued interest for treasury bills, discount notes, and commercial paper. Original Cost does not include accrued interest.

Portfolio: City of LA DWP PWRB 2024D J9K

Date: 12/31/24

Issuer	Coupon	Maturity	Type	S&P	Moody's	CUSIP	Par Value	Original Cost	MV w/o Accrued*	Accr Income	Yld Mat
Bk of New York Mellon - Sweep	4.350	1/2/2025	MMF	AAAm	Aaa-mf		224,610	224,610	224,610	7,579	4.410
Total		0.005					224,610	224,610	224,610	7,579	4.410

Portfolio: LA City MICLA19 ST LGT FIN 27F

Date: 12/31/24

Issuer	Coupon	Maturity	Type	S&P	Moody's	CUSIP	Par Value	Original Cost	MV w/o Accrued*	Accr Income	Yld Mat
Bk of New York Mellon - Sweep	4.350	1/2/2025	MMF	AAAm	Aaa-mf		5,247,615	5,247,615	5,247,615	19,645	4.410
Total		0.005					5,247,615	5,247,615	5,247,615	19,645	4.410

Portfolio: City of LA DWP PRB 2024E J9M

Date: 12/31/24

Issuer	Coupon	Maturity	Type	S&P	Moody's	CUSIP	Par Value	Original Cost	MV w/o Accrued*	Accr Income	Yld Mat
Bk of New York Mellon - Sweep	4.350	1/2/2025	MMF	AAAm	Aaa-mf		195	195	195	1	4.410
U.S. Treasury Bill	0.000	2/27/2025	Tsy	A-1+	P-1	912797ML8	165,410,000	163,688,763	164,324,910	0	4.525
Total		0.159					165,410,195	163,688,959	164,325,106	1	4.525

Portfolio: LA City MICLA20 STLGTS FIN 27J

Date: 12/31/24

Issuer	Coupon	Maturity	Type	S&P	Moody's	CUSIP	Par Value	Original Cost	MV w/o Accrued*	Accr Income	Yld Mat
Bk of New York Mellon - Sweep	4.350	1/2/2025	MMF	AAAm	Aaa-mf		3,879,277	3,879,277	3,879,277	14,578	4.410
Total		0.005					3,879,277	3,879,277	3,879,277	14,578	4.410

Portfolio: City of LA TRAN NOTE PROCEED FD 121

Date: 12/31/24

Issuer	Coupon	Maturity	Type	S&P	Moody's	CUSIP	Par Value	Original Cost	MV w/o Accrued*	Accr Income	Yld Mat
Bk of New York Mellon - Sweep	4.350	1/2/2025	MMF	AAAm	Aaa-mf		523	523	523	2	4.410
Total		0.005					523	523	523	2	4.410

*MV w/o Accrued includes the Bank of New York Mellon accrued interest for treasury bills, discount notes, and commercial paper. Original Cost does not include accrued interest.

Portfolio: COL SLD WAS RES RB 2023 FD 66W

Date: 12/31/24

Issuer	Coupon	Maturity	Type	S&P	Moody's	CUSIP	Par Value	Original Cost	MV w/o Accrued*	Accr Income	Yld Mat
Bk of New York Mellon - Sweep	4.350	1/2/2025	MMF	AAA	Aaa-mf		4,853,293	4,853,293	4,853,293	27,650	4.410
FHLB Note	5.110	3/28/2025	Agy	AA+	Aaa	3130AWRK8	20,030,000	20,030,000	20,065,453	264,413	5.114
U.S. Treasury Note	4.625	6/30/2025	Tsy	AA+	Aaa	91282CHL8	17,515,000	17,411,005	17,557,211	2,238	4.950
FHLB Note	4.880	9/26/2025	Agy	AA+	Aaa	3130AWRM4	19,010,000	19,010,000	19,093,454	394,267	4.883
FHLB Note	4.750	12/26/2025	Agy	AA+	Aaa	3130AWRL6	21,250,000	21,250,000	21,350,938	428,984	4.752
U.S. Treasury Note	4.625	3/15/2026	Tsy	AA+	Aaa	91282CGR6	18,390,000	18,384,971	18,469,077	253,752	4.634
U.S. Treasury Note	4.125	6/15/2026	Tsy	AA+	Aaa	91282CHH7	16,860,000	16,663,080	16,830,326	32,481	4.560
Total		0.806					117,908,293	117,602,350	118,219,752	1,403,785	4.804

Portfolio: City of LA DWP WRB 2024A M3L

Date: 12/31/24

Issuer	Coupon	Maturity	Type	S&P	Moody's	CUSIP	Par Value	Original Cost	MV w/o Accrued*	Accr Income	Yld Mat
Bk of New York Mellon - Sweep	4.350	1/2/2025	MMF	AAA	Aaa-mf		373	373	373	8	4.410
U.S. Treasury Bill	0.000	1/30/2025	Tsy	A-1+	P-1	912797LZ8	41,164,000	40,839,254	41,028,570	0	4.598
FNMA DN	0.000	2/24/2025	Agy	A-1+	P-1	313589CG6	10,072,000	10,001,328	10,007,036	0	4.358
Total		0.096					51,236,373	50,840,956	51,035,979	8	4.551

*MV w/o Accrued includes the Bank of New York Mellon accrued interest for treasury bills, discount notes, and commercial paper. Original Cost does not include accrued interest.

MONTHLY TRANSACTIONS

Portfolio: Reserve 9218-2

Issuer	Side	Type	CUSIP	Trade Date	Settlement Date	Maturity Date	Par Value
U.S. Treasury Note	Buy	Tsy	91282CMA6	12/2/2024	12/3/2024	11/30/2029	60,000,000
U.S. Treasury Note	Buy	Tsy	91282CLY5	12/2/2024	12/3/2024	11/30/2026	20,000,000
U.S. Treasury Note	Buy	Tsy	91282CLX7	12/2/2024	12/3/2024	11/15/2027	10,000,000
Intel	Sell	Corp	458140BY5	12/11/2024	12/12/2024	8/5/2027	10,000,000
U.S. Treasury Note	Buy	Tsy	91282CLY5	12/12/2024	12/13/2024	11/30/2026	10,000,000
U.S. Treasury Note	Buy	Tsy	91282CMB4	12/31/2024	1/2/2025	12/15/2027	25,000,000
U.S. Treasury Note	Buy	Tsy	91282CMD0	12/31/2024	1/2/2025	12/31/2029	20,000,000
U.S. Treasury Note	Buy	Tsy	91282CME8	12/31/2024	1/2/2025	12/31/2026	30,000,000
Amazon	Transfer Out	Corp	023135CN4	12/31/2024	12/31/2024	12/1/2025	25,000,000
Natl Securities Clearing	Transfer Out	Corp	637639AE5	12/31/2024	12/31/2024	12/7/2025	15,000,000
U.S. Treasury Note	Transfer Out	Tsy	91282CGA3	12/31/2024	12/31/2024	12/15/2025	25,000,000
U.S. Treasury Note	Transfer Out	Tsy	91282CJS1	12/31/2024	12/31/2024	12/31/2025	80,000,000
U.S. Treasury Note	Transfer In	Tsy	912828YS3	12/31/2024	12/31/2024	11/15/2029	70,000,000

Portfolio: Core 9218-1

Issuer	Side	Type	Cusip	Trade Date	Settlement Date	Maturity Date	Par Value
BNP Paribas	Buy	CP	09659BMT4	12/2/2024	12/2/2024	12/27/2024	32,910,000
Prudential Funding	Buy	CP	74433GMS2	12/2/2024	12/2/2024	12/26/2024	45,000,000
Cargill	Buy	CP	14178LM31	12/2/2024	12/2/2024	12/3/2024	175,000,000
BNP Paribas	Buy	CP	09659BM56	12/3/2024	12/3/2024	12/5/2024	39,255,000
Chevron	Buy	CP	16677JMD5	12/3/2024	12/3/2024	12/13/2024	25,000,000
Chevron	Buy	CP	16677JMC7	12/3/2024	12/3/2024	12/12/2024	25,000,000
Sumitomo Mitsui	Buy	CP	86563GN24	12/4/2024	12/4/2024	1/2/2025	101,114,000
Cargill	Buy	CP	14178LMG2	12/4/2024	12/4/2024	12/16/2024	50,000,000
Natl Securities Clearing	Buy	CP	63763PNF2	12/5/2024	12/5/2024	1/15/2025	100,760,000
Florida Power & Lights	Buy	CP	34108ANQ6	12/6/2024	12/6/2024	1/24/2025	25,000,000
Canadian Imperial Bank	Buy	CD	13606DDE9	12/6/2024	12/6/2024	1/22/2025	228,058,000
FHLB DN	Buy	Agy	313385AZ9	12/6/2024	12/6/2024	1/24/2025	195,000,000
Sumitomo Mitsui	Buy	CP	86563GP55	12/9/2024	12/9/2024	2/5/2025	133,944,000
Sumitomo Mitsui	Buy	CP	86563GN24	12/10/2024	12/10/2024	1/2/2025	29,660,000
Cargill	Buy	CP	14178LMD9	12/10/2024	12/10/2024	12/13/2024	26,000,000
Cargill	Buy	CP	14178LMC1	12/11/2024	12/11/2024	12/12/2024	41,235,000
IBRD DN	Buy	Supra	459053AQ7	12/11/2024	12/11/2024	1/15/2025	50,000,000
BNP Paribas	Buy	CP	09659BMW7	12/12/2024	12/12/2024	12/30/2024	45,414,000

Portfolio: Core 9218-1 (Cont.)

Issuer	Side	Type	Cusip	Trade Date	Settlement Date	Maturity Date	Par Value
IBRD DN	Buy	Supra	459053BL7	12/13/2024	12/13/2024	2/4/2025	65,855,000
IBRD DN	Buy	Supra	459053AH7	12/13/2024	12/13/2024	1/8/2025	100,000,000
FHLB DN	Buy	Agy	313385AY2	12/16/2024	12/16/2024	1/23/2025	41,995,000
Canadian Imperial Bank	Buy	CD	13606DDW9	12/17/2024	12/17/2024	1/2/2025	36,669,000
IBRD DN	Buy	Supra	459053BD5	12/18/2024	12/18/2024	1/28/2025	45,897,000
FHLB DN	Buy	Agy	313384U49	12/18/2024	12/18/2024	12/23/2024	25,000,000
Sumitomo Mitsui	Buy	CP	86563GN24	12/19/2024	12/19/2024	1/2/2025	37,000,000
Koch Companies	Buy	CP	50000MN28	12/19/2024	12/19/2024	1/2/2025	50,000,000
Koch Companies	Buy	CP	50000MN28	12/19/2024	12/19/2024	1/2/2025	50,000,000
Cargill	Buy	CP	14178LNM8	12/20/2024	12/20/2024	1/21/2025	64,000,000
Walt Disney	Buy	CP	2546R2N93	12/20/2024	12/20/2024	1/9/2025	72,280,000
Sumitomo Mitsui	Buy	CP	86563GN32	12/20/2024	12/20/2024	1/3/2025	50,000,000
Societe Generale	Buy	CP	83369BPS9	12/20/2024	12/20/2024	2/26/2025	250,000,000
Societe Generale	Buy	CP	83369BPK6	12/20/2024	12/20/2024	2/19/2025	150,000,000
BNP Paribas	Buy	CP	09659BMP2	12/20/2024	12/20/2024	12/23/2024	25,000,000
FNMA DN	Buy	Agy	313589BK8	12/20/2024	12/20/2024	2/3/2025	67,000,000
IBRD DN	Buy	Supra	459053AY0	12/20/2024	12/20/2024	1/23/2025	100,000,000
IBRD DN	Buy	Supra	459053AB0	12/20/2024	12/20/2024	1/2/2025	100,000,000
UnitedHealth Group	Buy	CP	91058TMW3	12/23/2024	12/23/2024	12/30/2024	30,826,000
Canadian Imperial Bank	Buy	CD	13606DEA6	12/24/2024	12/24/2024	1/2/2025	21,850,000
Sumitomo Mitsui	Buy	CP	86563GPJ5	12/24/2024	12/24/2024	2/18/2025	91,000,000
UnitedHealth Group	Buy	CP	91058TMT0	12/26/2024	12/26/2024	12/27/2024	25,000,000
Mizuho Bank	Buy	CD	60710TXY2	12/26/2024	12/26/2024	3/26/2025	119,865,000
FHLB DN	Buy	Agy	313385CJ3	12/27/2024	12/27/2024	2/26/2025	54,862,000
FHLB DN	Buy	Agy	313385DU7	12/30/2024	12/30/2024	4/1/2025	116,477,000
Mizuho Bank	Buy	CP	60689FRF7	12/31/2024	12/31/2024	4/15/2025	60,000,000
FHLB DN	Buy	Agy	313385BS4	12/31/2024	12/31/2024	2/10/2025	10,204,000
Amazon	Transfer In	Corp	023135CN4	12/31/2024	12/31/2024	12/1/2025	25,000,000
Natl Securities Clearing	Transfer In	Corp	637639AE5	12/31/2024	12/31/2024	12/7/2025	15,000,000
U.S. Treasury Note	Transfer In	Tsy	91282CGA3	12/31/2024	12/31/2024	12/15/2025	25,000,000
U.S. Treasury Note	Transfer In	Tsy	91282CJS1	12/31/2024	12/31/2024	12/31/2025	80,000,000

Portfolio: Extended Reserve 9218-5

Issuer	Side	Type	Cusip	Trade Date	Settlement Date	Maturity Date	Par Value
U.S. Treasury Note	Buy	Tsy	91282CLZ2	12/2/2024	12/3/2024	11/30/2031	30,000,000
U.S. Treasury Note	Buy	Tsy	91282CLW9	12/2/2024	12/3/2024	11/15/2034	30,000,000

Portfolio: Extended Reserve 9218-5 (Cont.)

Issuer	Side	Type	Cusip	Trade Date	Settlement Date	Maturity Date	Par Value
U.S. Treasury Note	Sell	Tsy	91282CLW9	12/6/2024	12/9/2024	11/15/2034	20,000,000
FFCB Note	Buy	Agy	3133ERJ93	12/6/2024	12/13/2024	12/13/2034	20,000,000
U.S. Treasury Note	Buy	Tsy	91282CMC2	12/31/2024	1/2/2025	12/31/2031	55,000,000
U.S. Treasury Note	Transfer Out	Tsy	912828YS3	12/31/2024	12/31/2024	11/15/2029	70,000,000

Portfolio: Wastewater 208

Issuer	Side	Type	Cusip	Trade Date	Settlement Date	Maturity Date	Par Value
Komatsu	Buy	CP	50045VNX7	12/2/2024	12/2/2024	1/31/2025	16,747,000
Siemens Capital	Buy	CP	82619TQ42	12/3/2024	12/3/2024	3/4/2025	16,563,000
BNP Paribas	Buy	CP	09659BQB9	12/10/2024	12/10/2024	3/11/2025	11,123,000
U.S. Treasury Bill	Buy	Tsy	912797NS2	12/23/2024	12/23/2024	3/25/2025	12,189,000
FHLB DN	Buy	Agy	313385DE3	12/26/2024	12/26/2024	3/18/2025	10,498,000

Portfolio: DWP WRB 2024D J9K

Issuer	Side	Type	Cusip	Trade Date	Settlement Date	Maturity Date	Par Value
U.S. Treasury Bill	Buy	Tsy	912797MR5	12/2/2024	12/2/2024	12/31/2024	60,949,000

Portfolio: Harbor Emergency FD 751

Issuer	Side	Type	Cusip	Trade Date	Settlement Date	Maturity Date	Par Value
U.S. Treasury Bill	Buy	Tsy	912797NN3	12/2/2024	12/2/2024	5/29/2025	26,862,000

Portfolio: DWP PRB 2010C J7D

Issuer	Side	Type	Cusip	Trade Date	Settlement Date	Maturity Date	Par Value
U.S. Treasury Note	Buy	Tsy	91282CKV2	12/17/2024	12/17/2024	6/15/2027	6,400,000

Portfolio: DWP WRB 2024A M3L

Issuer	Side	Type	Cusip	Trade Date	Settlement Date	Maturity Date	Par Value
FNMA DN	Buy	Agy	313589CG6	12/26/2024	12/26/2024	2/24/2025	10,072,000

Portfolio: DWP PRB 2024E J9M

Issuer	Side	Type	Cusip	Trade Date	Settlement Date	Maturity Date	Par Value
U.S. Treasury Bill	Buy	Tsy	912797ML8	12/3/2024	12/3/2024	2/27/2025	165,410,000

**CITY OF LOS ANGELES
OFFICE OF FINANCE
AUTHORIZED DEALERS AND ISSUERS**

PRIMARY DEALERS

1. BANK OF MONTREAL, CHICAGO BRANCH
2. BANK OF NOVA SCOTIA, NEW YORK AGENCY
3. BARCLAYS CAPITAL INC
4. BNP PARIBAS SECURITIES CORP
5. BofA SECURITIES, INC
6. CANTOR FITZGERALD & CO
7. CITIGROUP GLOBAL MARKETS INC
8. DAIWA CAPITAL MARKETS AMERICA INC
9. DEUTSCHE BANK SECURITIES INC
10. HSBC SECURITIES (USA) INC
11. JEFFERIES LLC
12. JP MORGAN SECURITIES, INC

13. MIZUHO SECURITIES USA INC
14. MORGAN STANLEY & CO LLC
15. NATWEST MARKETS SECURITIES INC
16. NOMURA SECURITIES INTERNATIONAL, INC
17. RBC CAPITAL MARKETS, LLC
18. SANTANDER US CAPITAL MARKETS LLC
19. SOCIETE GENERALE, NEW YORK BRANCH
20. TD SECURITIES (USA) LLC
21. UBS SECURITIES LLC

SECONDARY DEALERS

1. ACADEMY SECURITIES, INC
2. BNY CAPITAL MARKETS LLC
3. CASTLEOAK SECURITIES LP
4. CIBC WORLD MARKETS CORP
5. LLOYDS SECURITIES, INC
6. LOOP CAPITAL
7. MARKETAXESS CORP
8. MESIROW FINANCIAL INC
9. MITSUBISHI UFJ SECURITIES (USA), INC
10. RAMIREZ AND CO
11. PIPER JAFFRAY CO
12. STIFEL, NICOLAUS & COMPANY, INC
13. SIEBERT WILLIAMS SHANK & CO
14. SMBC NIKKO SECURITIES AMERICA INC
15. US BANCORP

COMMERCIAL PAPER ISSUERS*

1. AIR PRODUCTS & CHEMICALS INC
2. ALPHABET INC
3. AMAZON.COM INC
4. APPLE INC
5. ARCHER-DANIELS-MIDLAND CO
6. BMW US CAPITAL LLC
7. BANK OF NEW YORK CO INC
8. BANK OF NOVA SCOTIA NY
9. BANK OF TOKYO-MIT UFJ NY
10. BNP PARIBAS NEW YORK
11. BRISTOL-MYERS SQUIBB
12. CANADIAN IMPERIAL HOLDING
13. CARGILL INC
14. CBA (DE) FINANCE
15. CHARLES SCHWAB CORP
16. CHEVRON CORP
17. CHEVRON FUNDING CORP
18. CISCO SYSTEMS
19. COCA-COLA CO
20. COLGATE-PALMOLIVE CO
21. CUMMINS INC
22. DEERE & CO
23. ELI LILLY & CO
24. EMERSON ELECTRIC CO
25. ESTEE LAUDER
26. EXXON MOBIL CORP
27. FLORIDA POWER & LIGHT CO
28. GOOGLE INC

29. HARVARD UNIVERSITY
30. HERSHEY CO
31. HOME DEPOT INC
32. HONEYWELL INTERNATIONAL
33. HSBC USA INC
34. ING (US) FUNDING LLC
35. JOHNSON & JOHNSON
36. JP MORGAN SECURITIES, LLC
37. KENVUE INC
38. KOCH INDUSTRIES INC
39. KOMATSU FINANCE AMERICA
40. L'OREAL USA INC
41. MARS INC
42. MASS MUTUAL LIFE INSURANCE CO
43. MERCK & CO INC
44. METLIFE FUNDING INC
45. MICROSOFT CORP
46. MIZUHO BANK LTD/NY
47. NATL AUSTRALIA FDG (DE)
48. NATL SECURITIES CLEARING CORP
49. NESTLE CAPITAL CORP
50. NETJETS INC
51. NIKE INC
52. PACCAR FINANCIAL CORP
53. PEPSICO INC
54. PFIZER INC
55. PHILIP MORRIS INTL INC
56. PNC BANK NA

57. PRAXAIR INC
58. PROCTER & GAMBLE CO
59. PRUDENTIAL FUNDING LLC
60. QUALCOM INC
61. RABOBANK USA FIN CORP
62. ROCHE HOLDINGS INC
63. ROYAL BANK OF CANADA NY
64. SIEMENS CAPITAL CO LLC
65. SOCIETE GENERALE N AMERICA INC
66. SOUTHERN CALIFORNIA GAS CO
67. STATE STREET CORP
68. SUMITOMO MITSUI TRUST NEW YORK
69. TARGET CORP
70. TEXAS INSTRUMENT
71. TORONTO DOMINION HOLDINGS U.S.A, INC
72. TOTALENERGIES HOLDINGS USA INC
73. TOYOTA MOTOR CREDIT CORP
74. UBS AMERICAS INC
75. UBS FINANCE (DE) INC
76. UNILEVER CAPITAL CORP
77. UNITED PARCEL SERV INC
78. UNITEDHEALTH GROUP INC
79. US BANCORP
80. USAA CAPITAL CORP
81. WALMART INC
82. WALT DISNEY CO

CORPORATE BOND ISSUERS**

- | | | |
|--|---|---|
| 1. ABBOTT LABORATORIES | 37. ELI LILLY & CO | 73. ONE GAS INC |
| 2. ABBVIE INC | 38. EMERSON ELECTRIC CO | 74. PACCAR INC |
| 3. ADOBE INC | 39. ESTEE LAUDER COMPANIES | 75. PAYPAL HOLDINGS INC |
| 4. AFLAC INC | 40. EXXON MOBIL CORP | 76. PEPSICO INC |
| 5. AIR PRODUCTS & CHEMICALS INC | 41. FLORIDA POWER & LIGHT | 77. PFIZER INC |
| 6. ALPHABET INC | 42. FRANKLIN RESOURCES INC | 78. PHILIP MORRIS INTERNATIONAL |
| 7. AMAZON.COM INC | 43. GENERAL DYNAMICS CORP | 79. PNC FINANCIAL SERVICES GROUP |
| 8. AMERICAN EXPRESS CO | 44. GOLDMAN SACHS GROUP INC | 80. PROCTER & GAMBLE CO |
| 9. AMERICAN HONDA FINANCE CORP | 45. HERSHEY CO | 81. PROGRESSIVE CORP |
| 10. ANALOG DEVICES INC | 46. HOME DEPOT INC | 82. PUBLIC SERVICE ELECTRIC & GAS CO |
| 11. APPLE INC | 47. HONEYWELL INTERNATIONAL INC | 83. PUBLIC STORAGE |
| 12. APPLIED MATERIALS INC | 48. HORMEL FOODS CORP | 84. QUALCOMM INC |
| 13. ARCHER-DANIELS-MIDLAND CO | 49. ILLINOIS TOOL WORKS | 85. REGENTS OF THE UNIVERSITY OF CALIFORNIA |
| 14. AUTOMATIC DATA PROCESSING | 50. INTERCONTINENTAL EXCHANGE IN | 86. ROCKWELL AUTOMATION INC |
| 15. BANK OF AMERICA CORP | 51. INTL BUSINESS MACHINES CORP | 87. SALESFORCE INC |
| 16. BANK OF AMERICA NATIONAL ASSOCIATION | 52. INTUIT INC | 88. SCHLUMBERGER LTD |
| 17. BANK OF NEW YORK MELLON CORP | 53. JOHNSON & JOHNSON | 89. SCHWAB (CHARLES) CORP |
| 18. BERKSHIRE HATHAWAY INC | 54. JPMORGAN CHASE & CO | 90. SNAP-ON INC |
| 19. BLACKROCK INC | 55. KENVUE INC | 91. SOUTHERN CALIFORNIA GAS CO |
| 20. BRISTOL-MYERS SQUIBB CO | 56. KIMBERLY-CLARK CORP | 92. STATE STREET CORP |
| 21. BROWN-FORMAN CORP | 57. LOCKHEED MARTIN CORP | 93. TARGET CORP |
| 22. CATERPILLAR INC | 58. LOEWS CORP | 94. TEXAS INSTRUMENTS INC |
| 23. CHEVRON CORP | 59. MARSH & MCLENNAN COS | 95. THERMO FISHER SCIENTIFIC INC |
| 24. CISCO SYSTEMS INC | 60. MASTERCARD INC | 96. TJX COMPANIES INC |
| 25. CITIBANK NATIONAL ASSOCIATION | 61. MCKESSON CORP | 97. TOYOTA MOTOR CREDIT CORP |
| 26. CITIGROUP INC | 62. MERCEDES-BENZ FINANCE NORTH AMERICA | 98. TRAVELERS COS INC |
| 27. CME GROUP INC | 63. MERCK & CO. INC. | 99. TRUIST FINANCIAL CORP |
| 28. COCA-COLA CO | 64. META PLATFORMS INC | 100. UNILEVER CAPITAL CORP |
| 29. COLGATE-PALMOLIVE CO | 65. METLIFE INC | 101. UNION PACIFIC CORP |
| 30. COMCAST CORP | 66. MICROSOFT CORP | 102. UNITED PARCEL SERVICE |
| 31. CONOCOPHILLIPS | 67. MORGAN STANLEY | 103. UNITEDHEALTH GROUP INC |
| 32. COSTCO WHOLESALE CORP | 68. NIKE INC | 104. US BANCORP |
| 33. CUMMINS INC | 69. NORTHERN STATES POWER/MN | 105. VISA INC |
| 34. DANAHER CORP | 70. NORTHERN TRUST CORP | 106. WALMART INC |
| 35. DEERE & CO | 71. NORTHWESTERN MUTUAL LIFE INSURANCE CO | 107. WALT DISNEY CO/THE |
| 36. ECOLAB INC | 72. NVIDIA CORP | 108. WW GRAINGER INC |

SUPRANATIONAL ISSUERS

1. INTER-AMERICAN DEVELOPMENT BANK
2. INTERNATIONAL BANK FOR RECONSTRUCTION AND DEVELOPMENT
3. INTERNATIONAL FINANCE CORPORATION

ASSET BACKED SECURITIES ISSUERS*

1. AMERICAN EXPRESS CREDIT CARD TRUST
2. BANK OF AMERICA CREDIT CARD TRUST
3. BMW VEHICLE OWNER TRUST
4. CAPITAL ONE MASTER TRUST
5. CHASE ISSUANCE TRUST
6. CITIGROUP MASTER TRUST
7. DISCOVER CARD EXECUTION NOTE TRUST
8. FORD CREDIT AUTO OWNER TRUST
9. HONDA AUTO RECEIVABLES OWNER TRUST
10. MASTER CREDIT CARD TRUST
11. MERCEDES-BENZ AUTO RECEIVABLES TRUST
12. NISSAN AUTO RECEIVABLE OWNER TRUST
13. TOYOTA AUTO RECEIVABLES OWNER TRUST
14. VISA CARD MASTER TRUST
15. GM FINANCIAL CONSUMER AUTOMOBILE RECEIVABLES TRUST

* Five year legal final maximum maturity